


DELABIE



Water Controls for **Public and Commercial Places**



Water Controls for **Healthcare Facilities and Retirement Homes**



Accessibility and Independence
Hygienic Accessories



Stainless Steel Sanitary Ware



Water Controls for **Professional Catering**

2019 Price List

UK recommended price excl. VAT from 01/01/2019

CONTACTS

HEAD OFFICE & PRODUCTION SITE

18, rue du Maréchal Foch
80130 Friville
FRANCE

UK OFFICE

Henderson House
Hithercroft Road
Wallingford
Oxon
OX10 9DG

delabie.co.uk

Please contact our Sales Team for details of your local Sales Representative (13 Area Sales Managers cover the UK market).

SALES

Tel. 01491 824449
Fax 01491 825727
orders@delabie.co.uk

QUOTES & PROJECTS

Tel. 01491 821822
Fax 01491 825727
quotes@delabie.co.uk

TECHNICAL SUPPORT

Tel. 01491 821821
Fax 01491 825727
technical@delabie.co.uk



ACS

Certificate of Sanitary Conformity.
All DELABIE products conform to the CPDW* directive modified 29/05/1997, and the French Ministry of Health circular DGS/SD7A2002 no. 571 dated 25/11/2002.

* Construction Products in Contact with Drinking Water (European Commission).



Water Controls for Public and Commercial Places

- Electronic or time flow controls for basins, showers, urinals and WCs
- Thermostatic mixing valves
- Frame systems
- Safety equipment



Water Controls for Healthcare Facilities and Retirement Homes

- Terminal filters
- Water controls for healthcare professionals
- Water controls for patient accommodation
- Sanitary fittings
- Safety equipment



Accessibility and Independence Hygienic Accessories

- DOC M packs
- Grab bars
- Shower seats
- Hygienic accessories for public places



Stainless Steel Sanitary Ware

- Washbasins - Hand washbasins
- WCs - Urinals
- Shower trays
- Combinations - Surgical sinks - Disposal sinks



Water Controls for Professional Catering

- Pre-rinse sprays with hand spray
- Mixers for plunge sinks
- Non-contact controls

REF.	DESCRIPTION	£ **	REF.	DESCRIPTION	£ **
0011590000	New coding:100590	-	0211710115	Replaced by 120710	-
0011590100	Replaced by 100590	-	0211740008	Replaced by 121750	-
0011600000	New coding:100600	-	0211740015	Replaced by 120750	-
0011600100	Replaced by 100600	-	0211750008	New coding:121750	-
0011610000	New coding:100610	-	0211750015	New coding:120750	-
0011800001	New coding:100240	-	0213470201	New coding:120470	-
0011800002	New coding:100250	-	0213470301	New coding:120471	-
0011800003	New coding:100260	-	0213470401	Replaced by 120470	-
0011800005	New coding:100280	-	0213490201	New coding:120490	-
0011800007	New coding:100300	-	0213490301	New coding:120491	-
0110020001	New coding:110300	-	0214500201	Replaced by 120470	-
0110070001	New coding:110700	-	0214500301	Replaced by 120471	-
0110100001	New coding:110100	-	0214940201	Replaced by 120490	-
0110100101	Replaced by 110100	-	0214940301	Replaced by 120491	-
0110170002	New coding:110390	-	0215810015	New coding:120810	-
0110170102	Replaced by 110390	-	0215810115	Replaced by 120810	-
0110200002	Replaced by 110390	-	0215820008	New coding:121820	-
0110200102	Replaced by 110390	-	0215820015	New coding:120820	-
0112030001	New coding:110310	-	0215820108	Replaced by 121820	-
0112080001	New coding:110710	-	0215820115	Replaced by 120820	-
0112110001	New coding:110110	-	0216360000	New coding:160360	-
0112110101	Replaced by 110110	-	0216370000	New coding:160370	-
0113370019	New coding:113710	-	0310200001	New coding:130200	-
0113370020	New coding:113720	-	0310210001	New coding:130210	-
0113630019	New coding:113610	-	0310220001	New coding:130220	-
0113630020	New coding:113620	-	0311010001	New coding:130770	-
0113630021	Replaced by 113610	-	0311010002	New coding:130170	-
0113630022	Replaced by 113620	-	0311010101	Replaced by 130770	-
0116320001	New coding:160310	-	0311010102	Replaced by 130170	-
0116550001	New coding:160550	-	0311060001	New coding:138770	-
0210170008	New coding:121170	-	0311060101	Replaced by 138770	-
0210170015	New coding:120170	-	0311120000	New coding:130100	-
0210170108	Replaced by 121170	-	0311140000	New coding:130110	-
0210170115	Replaced by 120170	-	0311160001	New coding:134770	-
0210720108	Replaced by 121720	-	0311160002	New coding:134170	-
0210720115	Replaced by 120720	-	0311160101	Replaced by 134770	-
0211030003	New coding:180330	-	0311160102	Replaced by 134170	-
0211080006	New coding:121800	-	0311170000	New coding:134070	-
0211080015	New coding:120800	-	0311170100	Replaced by 134070	-
0211080106	Replaced by 121800	-	0311290009	Replaced by 130100	-
0211080115	Replaced by 120800	-	0311310009	Replaced by 130110	-
0211150008	New coding:121150	-	0316050000	New coding:167500	-
0211150015	New coding:120150	-	0317240001	New coding:130300	-
0211150108	Replaced by 121150	-	0513010000	New coding:150100	-
0211150115	Replaced by 120150	-	0513030000	New coding:150300	-
0211240015	New coding:120240	-	0513050000	New coding:150500	-
0211250015	New coding:120250	-	0513060000	New coding:150600	-
0211260015	New coding:120260	-	0610030003	New coding:160300	-
0211280015	New coding:120280	-	0610030004	New coding:160400	-
0211300015	New coding:120300	-	0610030005	New coding:160500	-
0211380008	Replaced by 121390	-	0610030006	New coding:160600	-
0211380015	Replaced by 120390	-	0610030007	New coding:160700	-
0211390008	New coding:121390	-	0610030008	New coding:160800	-
0211390015	New coding:120390	-	0616130003	New coding:166300	-
0211430008	New coding:121430	-	0616130004	New coding:166400	-
0211430015	New coding:120430	-	0616130005	New coding:166500	-
0211550008	New coding:121550	-	0616130006	New coding:166600	-
0211710008	New coding:121710	-	0616130007	New coding:166700	-
0211710015	New coding:120710	-	0616130008	New coding:166800	-
0211710108	Replaced by 121710	-	0710140000	New coding:180140	-

References prefixed by * are available while stocks last. References are listed in ascending alphanumerical order.

** Price excludes VAT.

REF.	DESCRIPTION	£ **	REF.	DESCRIPTION	£ **
0710150000	New coding:180150	-	1108121802	New coding:101829	-
0710200006	New coding:182060	-	1108141801	New coding:101419	-
0710200007	New coding:182070	-	1108141802	New coding:101429	-
0711130000	New coding:180130	-	1108201001	New coding:102019	-
0711170000	New coding:180170	-	1108201002	New coding:102029	-
0711210006	New coding:182160	-	111300	S21 P floor standing WC vertical inlet 304 satin st steel	758.76
0711220001	New coding:182000	-	111700	700 P floor standing WC vertical inlet 304 satin st steel	976.94
0711220002	New coding:182020	-	113610	Squat WC SHA 700 1 spreader no siphon Ø1" 304 st steel satin (ex-0113630019)	338.13
0711220009	New coding:182100	-	113620	Squat WC SHA 700 1 spreader w. siphon Ø1" 304 st steel satin (ex-0113630020)	469.97
0711220010	New coding:182200	-	113710	Squat WC SHA XS 1 spreader no siphon 304 st steel satin (ex-0113370019)	263.70
0711230001	New coding:181000	-	113720	Squat WC SHA XS 1 spreader with siphon 304 st steel satin (ex-0113370020)	395.56
0711230002	New coding:181020	-	120110	ALGUI counter top basin no tap hole 304 st steel satin	421.45
0711230009	New coding:181100	-	120112	ALGUI counter top basin no tap hole 304 SS satin ext pol int	504.16
0711230010	New coding:181200	-	120130	BOB wall mtd basin no tap hole 304 st steel satin (ex-3411130000)	287.08
0711240001	New coding:183000	-	120150	AQUEDUTO wall mtd basin no tap hole 304 st steel satin (ex-0211150015)	557.15
0711240002	New coding:183020	-	120170	BAILA basin no tap hole 304 satin stainless steel w/o overflow (ex-0210170015)	480.15
0711240009	New coding:183100	-	120172	BAILA basin no tap hole 304 st steel satin exterior pol int	576.18
0711240010	New coding:183200	-	120240	CANAL trough L600 no tap hole right waste 304 satin st steel (ex-0211240015)	337.05
075050	Repair kit - Air operated valve 1/2" secureflow	85.92	120250	CANAL trough L1200 no tap hole right waste 304 satin st steel (ex-0211250015)	383.16
0810100000	New coding:180100	-	120260	CANAL trough L1400 no tap hole right waste 304 satin st steel (ex-0211260015)	423.49
0810110000	New coding:180110	-	120270	TRAPEZ basin no tap hole 304 satin st. steel w/o overflow (ex-3411270015)	307.30
0811080000	New coding:180800	-	120280	CANAL trough L1800 no tap hole right waste 304 satin st steel (ex-0211280015)	466.71
098020	Discontinued	-	120300	CANAL trough L2400 no tap hole right waste 304 satin st steel (ex-0211300015)	580.55
100209	2 x Bumper for CANAL wash trough	27.85	120310	CANAL trough L3000 no tap hole right waste 304 satin st steel	640.10
100240	Splashback L.600 H.300 304 stainless steel satin finish (ex-0011800001)	71.50	120390	DUPLO RP twin basin no tap hole 304 sat st steel w/o overflow (ex-0211390015)	681.81
100250	Splashback L.1200 H.300 304 stainless steel satin finish (ex-0011800002)	115.83	120400	PMR XS basin vert waste no tap hole 304 satin stainless steel (ex-3411400015)	220.87
100260	Splashback L.1400 H.300 304 stainless steel satin finish (ex-0011800003)	128.91	120430	FRAJU basin no tap hole no overflow 304 st steel satin (ex-0211430015)	292.89
100280	Splashback L.1800 H.300 304 stainless steel satin finish (ex-0011800005)	160.13	120440	FRAJU PMR basin no tap hole no overflow 304 st steel satin	336.11
100300	Splashback L.2400 H.300 304 stainless steel satin finish (ex-0011800007)	206.46	120470	HEMI inset basin Ø310 304 satin stainless steel w/o overflow (ex-0213470201)	101.01
100310	Splashback L.3000 H.300 304 stainless steel satin finish	234.47	120471	HEMI inset basin Ø310 304 bright pol st steel w/o overflow (ex-0213470301)	121.00
100509	Silicone membrane for waterless urinals	39.58	120490	HEMI inset basin Ø385 304 satin stainless steel w/o overflow (ex-0213490201)	109.53
100569	Inlet socket union for squat WC Ø55 (ex-1518560000)	35.25	120491	HEMI inset basin Ø385 304 bright pol st steel w/o overflow (ex-0213490301)	134.44
100589	2 x Black adhesive protective pads for toilet seats	56.81	120550	MINIMAL basin no tap hole 304 satin st steel w/o overflow	287.13
100590	LISO urinal divider 304 stainless steel satin (ex-0011590000)	374.27	120650	QUADRA basin no tap hole 304 satin st steel without overflow	313.62
100600	LISO XL urinal divider 304 stainless steel satin (ex-0011600000)	418.94	120652	QUADRA counter top basin no tap hole 304 SS satin ext pol int	386.83
100610	TU urinal divider 304 stainless steel satin (ex-0011610000)	234.99	120710	REDO basin no tap hole 304 satin stainless steel w/o overflow (ex-0211710015)	268.88
100900	Divider for wall mtd multi urinal 304 stainless steel satin	121.73	120720	Replaced by 120170	-
100930	Trap cover for FRAJU washbasin	115.24	120750	TRIPLO RP 3 basins no tap hole 304 satin st steel w/o overflow (ex-0211750015)	950.70
101309	Silicone membrane for HYBRIMATIC urinal	45.91	120800	FACIL basin no tap hole 304 satin stainless steel w/o overflow (ex-0211080015)	256.19
101319	Trap + waste + connector for HYBRIMATIC urinal	133.09	120810	UNITO basin no tap hole 304 satin stainless steel w/o overflow (ex-0215810015)	313.06
101339	6V battery unit for HYBRIMATIC urinal	19.34	120820	UNO basin no tap hole 304 satin stainless steel w/o overflow (ex-0215820015)	691.42
101419	WC seat with lid BCN black Duroplast (ex-1108141801)	62.42	121130	BOB wall mtd basin right tap hole Ø35 304 st steel sat (ex-3411130000)	287.08
101429	WC seat with lid BCN white Duroplast (ex-1108141802)	52.82	121150	AQUEDUTO wall mtd basin centre hole Ø35 304 st steel satin (ex-0211150008)	557.15
101619	WC seat no lid S21/SHARK black polyethylene (ex-1108021601)	96.03	121170	BAILA basin Ø35 ctr tap hole 304 satin st. steel w/o overflow (ex-0210170008)	480.15
101819	WC seat with lid S21/700/SHARK black Duroplast (ex-1108121801)	67.22	121240	CANAL trough L600 Ø22 tap hole right waste 304 satin st steel	337.05
101829	WC seat with lid S21/700/SHARK white Duroplast (ex-1108121802)	57.62	121250	CANAL trough L1200 2 Ø22 tap holes right waste 304 satin st st	383.16
101P	Hat & coat hook polished stainless steel	13.04	121260	CANAL trough L1400 2 Ø22 tap holes right waste 304 satin st st	423.49
102019	*WC seat with lid PMR high gloss black MDF (while stock)	124.84	121270	TRAPEZ basin Ø35 ctr tap hole 304 satin st. steel w/o overflow (ex-3411270008)	307.30
102029	*WC seat with lid PMR high gloss white MDF (while stock)	124.84	121280	CANAL trough L1800 3 Ø22 tap holes right waste 304 satin st st	466.71
102400	Hinged stainless steel grid for ref 182400	49.46	121300	CANAL trough L2400 4 Ø22 tap holes right waste 304 satin st st	580.55
110100	BCN P floor standing WC horizontal inlet 304 st steel satin (ex-0110100001)	734.63	121310	CANAL trough L3000 5 Ø22 tap holes right waste 304 satin st st	640.10
110110	BCN S wall mtd WC horizontal inlet 304 stainless steel satin (ex-0112110001)	624.20	121390	DUPLO RP twin basin Ø35 tap hole 304 sat st steel w/o overflow (ex-0211390008)	681.81
110112	Wall-hung BCN S WC pan horiz inlet 304 SS satin ext pol int	758.64	121430	FRAJU basin Ø35 ctr tap hole 304 satin st. steel w/o overflow (ex-0211430008)	292.89
110300	S21 P floor standing WC horizontal inlet 304 st steel satin (ex-0110020001)	763.44	121440	FRAJU PMR basin tap hole Ø35 no overflow 304 st steel satin	336.11
110310	S21 S wall mtd WC horizontal inlet 304 stainless steel satin (ex-0112030001)	725.92	121550	MINIMAL basin Ø35 ctr tap hole 304 satin st steel w/o overflow (ex-0211550008)	287.13
110310PAD	S21 S wall mtd WC 304 SS satin + 2 x Black protective pads	815.21	121710	REDO basin Ø35 ctr tap hole 304 satin st. steel w/ ooverflow (ex-0211710008)	268.88
110390	MONOBLOCO S21 WC 304 stainless steel satin with cistern (ex-0110170002)	1,048.65	121720	Replaced by 121170	-
110700	700 P floor standing WC horizontal inlet 304 st steel satin (ex-0110070001)	931.49	121750	TRIPLO RP 3 basins Ø35 tap hole 304 sat st steel w/o overflow (ex-0211750008)	950.70
110710	700 S wall mtd WC horizontal inlet 304 stainless steel satin (ex-0112080001)	893.08	121800	FACIL basin Ø35 right tap hole 304 satin st steel w/o overflow (ex-0211080006)	256.19
110790	MONOBLOCO 700 PMR WC 304 stainless steel satin with cistern	1,113.95	121810	UNITO basin Ø35 ctr tap hole 304 satin st steel w/o overflow	313.06
1108021601	New coding:101619	-	121820	UNO basin Ø35 centre tap hole 304 satin st steel w/o overflow (ex-0215820008)	691.42
1108121801	New coding:101819	-	122240	CANAL trough L600 no tap hole left waste 304 satin st steel	337.05

References prefixed by * are available while stocks last. References are listed in ascending alphanumerical order.

** Price excludes VAT.

REF.	DESCRIPTION	£ **
122250	CANAL trough L1200 no tap hole left waste 304 satin st steel	383.16
122260	CANAL trough L1400 no tap hole left waste 304 satin st steel	423.49
122280	CANAL trough L1800 no tap hole left waste 304 satin st steel	466.71
122300	CANAL trough L2400 no tap hole left waste 304 satin st steel	580.55
122310	CANAL trough L3000 no tap hole left waste 304 satin st steel	640.10
122650	QUADRA basin Ø35 left tap hole 304 satin st steel w/o overflow	313.62
122800	FACIL basin Ø35 left tap hole 304 satin st steel w/o overflow	256.19
123240	CANAL trough L600 Ø22 tap hole left waste 304 satin st steel	337.05
123250	CANAL trough L1200 2 Ø22 tap holes left waste 304 satin st st	383.16
123260	CANAL trough L1400 2 Ø22 tap holes left waste 304 satin st st	423.49
123280	CANAL trough L1800 3 Ø22 tap holes left waste 304 satin st st	466.71
123300	CANAL trough L2400 4 Ø22 tap holes left waste 304 satin st st	580.55
123310	CANAL trough L3000 5 Ø22 tap holes left waste 304 satin st st	640.10
123400	PMR XS basin vert waste Ø35 ctr tap hole 304 satin st steel	220.87
123650	QUADRA basin Ø35 right tap hole 304 satin st st w/o overflow	313.62
124170	BAILA basin no tap hole 304 satin stainless steel w/ overflow	494.55
124270	TRAPEZ basin no tap hole 304 satin stainless steel w/ overflow	321.70
124390	DUPLO RP twin basin no tap hole 304 sat st steel w/ overflow	710.62
124430	FRAJU basin no tap hole 304 satin stainless steel w/ overflow	307.30
124440	FRAJU PMR basin no tap hole 304 satin st steel with overflow	350.51
124470	HEMI inset basin Ø310 304 satin stainless steel with overflow	115.64
124471	HEMI inset basin Ø310 304 bright pol st steel with overflow	135.40
124490	HEMI inset basin Ø385 304 satin stainless steel with overflow	124.14
124491	HEMI inset basin Ø385 304 bright pol st steel with overflow	148.85
124550	MINIMAL basin no tap hole 304 satin st steel with overflow	301.53
124650	QUADRA basin no tap hole 304 satin st steel with overflow	328.25
124710	REDO basin no tap hole 304 satin stainless steel with overflow	283.29
124750	TRIPO RP 3 basins no tap hole 304 satin st steel w/ overflow	984.31
124800	FACIL basin no tap hole 304 satin stainless steel w/ overflow	270.82
124810	UNITO basin no tap hole 304 satin stainless steel w/ overflow	327.46
124820	UNO basin no tap hole 304 satin stainless steel with overflow	705.82
125170	BAILA basin Ø35 ctr tap hole 304 satin st. steel with overflow	494.55
125270	TRAPEZ basin Ø35 ctr tap hole 304 satin st. steel w/ overflow	321.70
125390	DUPLO RP twin basin Ø35 tap hole 304 sat st steel w/ overflow	710.62
125430	FRAJU basin Ø35 ctr tap hole 304 satin st steel w/ overflow	307.30
125440	FRAJU PMR basin Ø35 tap hole 304 satin st steel with overflow	350.51
125550	MINIMAL basin Ø35 ctr tap hole 304 satin st steel w/ overflow	301.53
125710	REDO basin Ø35 ctr tap hole 304 satin st steel w/ overflow	283.29
125750	TRIPO RP 3 basins Ø35 tap hole 304 satin st steel w/ overflow	984.31
125810	UNITO basin Ø35 ctr tap hole 304 satin st steel w/ overflow	327.46
125820	UNO basin Ø35 centre tap hole 304 satin st steel with overflow	705.82
126650	QUADRA basin Ø35 left tap hole 304 satin st steel w/ overflow	328.25
126800	FACIL basin Ø35 left tap hole 304 satin st steel w/ overflow	270.82
127650	QUADRA basin Ø35 right tap hole 304 satin st steel w/ overflow	328.25
127800	FACIL basin Ø35 right tap hole 304 satin st steel w/ overflow	270.82
130000	HYBRIMATIC wall mtd urinal back inlet st st satin 6V battery	817.80
130010	Replaced by 130000	-
130100	L wall mtd multi urinal L1200 top inlet 304 st steel satin (ex-0311120000)	590.00
130110	L wall mtd multi urinal L1800 top inlet 304 st steel satin (ex-0311140000)	790.00
130120	L wall mtd multi urinal L2400 top inlet 304 st steel satin	950.00
130170	*RND urinal top inlet (while stock then 135110)	453.30
1301W	Robe hook x 1 hook stainless steel and metal white epoxy	14.46
130200	L recessed urinal L600 back inlet 304 st steel sat (ex-0310200001)	633.80
130210	L recessed multi urinal L1200 back inlet 304 st steel satin (ex-0310210001)	879.55
130220	L recessed multi urinal L1800 back inlet 304 st steel satin (ex-0310220001)	1,182.55
1302W	Robe hook x 2 hooks stainless steel and metal white epoxy	26.42
130300	LP free standing urinal L600 back inlet 304 st steel satin (ex-0317240001)	672.21
130310	LP free standing urinal L1200 rear inlet 304 st steel satin	960.55
130320	LP free standing urinal L1800 rear inlet 304 st steel satin	1,200.38
1303W	Robe hook x 3 hooks stainless steel and metal white epoxy	40.87
1306T1	Tubular swivel spout Ø22 H140 L150	83.73
1306T2	Tubular swivel spout Ø22 H260 L200	96.95

REF.	DESCRIPTION	£ **
1306T3	Tubular swivel spout Ø22 H260 L300	105.44
130770	*RND urinal back inlet (while stock then 135710)	453.30
1316	Swivel column with retractable spray, H200 L220mm	151.21
132300	Discontinued	-
132303	Discontinued	-
132306	MINERALCAST PMR wall mounted basin L.785 Ø35 centre hole	490.49
133788	EASY-D ceramic urinal pack with TEMPOSOFT 2 inline valve	253.43
133888	EASY-D ceramic urinal pack with TEMPOSOFT 2 angled valve	253.43
134070	*DELTA WF water free urinal (while stock then 135010)	689.01
134118	DELTA CERAM wall mtd urinal top inlet ceramic	175.46
134170	DELTA wall mtd urinal top inlet 304 stainless steel satin (ex-0311160002)	455.10
134710	DELTA urinal top inlet vertical waste 304 st steel satin	455.10
134718	DELTA CERAM wall mtd urinal back inlet ceramic	175.46
134770	DELTA wall mtd urinal back inlet 304 stainless steel satin (ex-0311160001)	455.10
134772	DELTA urinal rear inlet 304 st steel satin exterior pol int	546.13
135010	FINO WF wall mounted water free urinal 304 st steel satin	555.58
135110	FINO wall mtd urinal top inlet 304 stainless steel satin	331.41
135710	FINO wall mtd urinal back inlet 304 stainless steel satin	331.41
1358	ECO telescopic curtain rail Ø20 - 1.23-2.16m polished alu	17.19
1367	Angled curtain rail Ø20 - 0.9x0.9m polished stainless steel	70.39
138	Robe hook chrome plated brass	6.42
1381	Shower curtain 0.9x2m white PVC	12.35
1382	Shower curtain 1.2x2m white PVC	13.49
1386	Shower curtain 1.8x2m white PVC	16.69
138770	*BOOMERANG urinal back inlet (while stock then 135710)	441.27
1449	Round pedal bin 3L white epoxy	33.12
150022D	MINERALSTEEL wall mounted basin L570 1 place no tap hole	393.41
150100	700x700 shower tray depth 60mm 304 stainless steel satin (ex-0513010000)	192.06
150300	800x800 shower tray depth 60mm 304 stainless steel satin (ex-0513030000)	236.06
150500	PMR 800x800 shower tray depth 30mm 304 stainless steel satin (ex-0513050000)	355.31
150600	PMR 900x900 shower tray depth 30mm 304 stainless steel satin (ex-0513060000)	403.33
1518560000	New coding: 100569	-
1530	ECO grab bar Ø25 L300 white epoxy stainless steel	20.82
1550	ECO grab rail 135° Ø25 220x220 white epoxy stainless steel	32.22
158100	Stop cock 1/2" with vacuum breaker + 1/4 turn ceramic head	91.38
1583	Reinforced washbasin flexible FF 1/2" 1m	18.07
15846	Trigger hand spray bed pan cleaner M1/2" inverted jet	93.47
1585	Wall hook for washbasin push-button operated hand spray	15.58
160130	BOB TC wall mtd basin no tap hole 304 st steel satin finish (ex-3416330000)	316.90
160250	PMR XS TC wall mtd basin no tap hole 304 st steel satin finish (ex-3416250000)	308.36
160300	Combi KOMPACT basin WC wall mtd right 304 st steel satin (ex-0610030003)	2,339.22
160310	S21 S TC wall mtd WC horizontal inlet 304 st steel satin (ex-0116320001)	725.92
160330	COMMISSARIAT SD antivandal rec washbasin st steel satin	421.45
160340	TEK TC wall mtd basin with integrated tap 304 st steel satin (ex-3416340000)	723.74
160360	DUO S TC R wall mtd basin no tap hole 304 st steel satin (ex-0216360000)	399.83
160370	DUO S TC L wall mtd basin no tap hole 304 st steel satin (ex-0216370000)	399.83
160400	Combi KOMPACT basin WC wall mtd left 304 st steel satin (ex-0610030004)	2,339.22
160500	Combi KOMPACT basin WC wall mtd centre 304 st steel satin (ex-0610030005)	2,339.22
160550	WC S21 P TC free standing inline supply 304 st steel satin (ex-0116550001)	722.64
160600	Combi KOMPACT basin WC floor std right 304 st steel satin (ex-0610030006)	2,339.22
160700	Combi KOMPACT basin WC floor std left 304 st steel satin (ex-0610030007)	2,339.22
160710	700 S TC wall mounted WC horizontal inlet 304 st steel satin	937.88
160800	Combi KOMPACT basin WC floor std centre 304 st steel satin (ex-0610030008)	2,339.22
161600	KOMPACT HW/CW Combi basin WC free stnding right 304 st st sat	2,462.23
161700	KOMPACT HW/CW Combi basin WC free stnding left 304 st st sat	2,462.23
161800	KOMPACT HW/CW Combi basin WC free std centre 304 st st sat	2,462.23
1660	Toilet paper dispenser 2 rolls polished stainless steel	141.10
1660S	Toilet paper dispenser 2 rolls stainless steel satin finish	141.10
1661	Toilet paper dispenser 2 rolls white epoxy	124.90
166300	Combi KOMPACT TC basin WC wall mtd right 304 st steel satin (ex-0616130003)	2,339.22
166400	Combi KOMPACT TC basin WC wall mtd left 304 st steel satin (ex-0616130004)	2,339.22
166500	Combi KOMPACT TC basin WC wall mtd centre 304 st steel satin (ex-0616130005)	2,339.22

References prefixed by * are available while stocks last. References are listed in ascending alphanumerical order.

** Price excludes VAT.

REF.	DESCRIPTION	£ **	REF.	DESCRIPTION	£ **
166600	Combi KOMPACT TC basin WC floor std right 304 st steel satin (ex-0616130006)	2,339.22	20164T1	Electronic mix 230V high swivel spout H165 L160, lever L100	537.41
166700	Combi KOMPACT TC basin WC floor std left 304 st steel satin (ex-0616130007)	2,339.22	20164T115	Replaced by 20164T1	-
166800	Combi KOMPACT TC basin WC floor std centre 304 st steel sat (ex-0616130008)	2,339.22	20164T4	Elect mixer 230V high swivel spout H305 L250, lever L100	578.30
167500	ACE TC wall mtd rear supply 304 stainless steel satin (ex-0316050000)	524.20	20164T415	Replaced by 20164T4	-
180100	ILHA free standing water fountain H915 304 st steel satin (ex-0810100000)	535.11	204001	Deck mounted fixed spout M1/2" L150 H170 Ø16 FS 3lpm	60.07
180110	ILHAJR free std water fountain H800 304 st steel satin (ex-0810110000)	505.87	20464T1	Elect battery mix, high swivel spout H165 L160, lever L100	712.64
180130	Hospital plaster sink wall mounted 304 stainless steel satin (ex-0711130000)	1,073.42	20464T115	Replaced by 20464T1	-
180140	Floor standing combi basin sink 304 stainless steel satin (ex-0710140000)	765.57	20464T4	Elect battery mix, high swivel spout H305 L250, lever L100	736.02
180150	Floor standing cleaners sink 304 stainless steel satin (ex-0710150000)	539.18	20464T415	Replaced by 20464T4	-
180170	Wall mounted cleaners sink 304 stainless steel satin (ex-0711170000)	336.11	20804T2	Wall mtd elect tap with 2 BIOCLIP st steel spouts panel fix	507.60
180300	SXL hand wash free standing right hole Ø22 304 st steel sat (ex-3410300003)	560.36	20804T215	Wall mtd elect tap 2 BIOCLIP st steel spouts 15mm panel fix	525.14
180310	Replaced by 182310	-	20870T1	Elect mix H160 swivel spout + 2 BIOCLIP st steel spouts	607.51
180330	GENOU wall mtd hand wash right tap hole Ø22 304 st steel sat (ex-0211030003)	374.52	20870T115	Elect mix H160 swivel spout + 2 BIOCLIP st steel spouts 15mm	-
1804T2	Wall mounted base + 2 BIOCLIP st. steel spouts, panel fix	155.81	20870T3	Elect mix H300 with swivel spout + 2 BIOCLIP st steel spouts	630.88
180800	SD wall mounted water fountain 304 stainless steel satin (ex-0811080000)	300.00	20870T315	Elect mix H300 swivel spout +2 BIOCLIP st steel spouts, 15mm	-
181000	*Scrub high upstand L700 304 st st satin (while stock)	1,075.54	22.5P	5 × Scale proof aerator F22/100	27.52
181020	*Scrub low upstand L700 304 st st satin (while stock)	979.51	220000	Replaced by 1306T1	-
181100	*Scrub L700 single Ø22 tap hole 304 st st satin(while stock)	1,075.54	2210	Mechanical sink mixer swivel spout H145 L220mm sculpt lever	141.67
181200	*Scrub L700 twin Ø22hole c-c150 304 st st satin(while stock)	1,075.54	2210L	Mechanical sink mixer swivel spout H145 L220mm Hygiene lever	155.81
181310	SXS hand washbasin w/o tap 304 satin st steel	208.59	2211	Mech sink mixer swivel spout/ret. spray H105mm, solid lever	237.43
181320	SXS hand washbasin w/o tap with upstand 304 satin st steel	247.58	2211EP	EP sink mixer swivel spout/ret. spray H105mm, solid lever	271.36
182000	*Scrub high upstand L1400 304 st st satin (while stock)	1,325.22	2211L	Mech sink mixer swivel spout/ret spray H105mm Hygiene lever	243.10
182020	*Scrub low upstand L1400 304 st st satin (while stock)	1,281.04	2211LEP	EP sink mixer swivel spout/ret. spray H105mm, Hygiene lever	277.01
182060	XL P floor std disposal sink horiz inlet 304 st steel satin (ex-0710200006)	1,027.12	2220	Mechanical basin mixer H60mm, pop-up waste, sculptured lever	88.31
182070	XL P floor std disposal sink vert inlet 304 st steel satin (ex-0710200007)	1,027.12	2220L	Mechanical basin mixer H60mm, pop-up waste, Hygiene lever	102.79
182100	*Scrub L1400 2 single Ø22 tapholes 304 st satin(while stock)	1,325.22	2221	Mech. basin mixer H60mm, no pop-up waste, sculptured lever	84.96
182160	XL S wall mtd disposal sink horiz inlet 304 st steel satin (ex-07111210006)	1,033.51	2221L	Mechanical basin mixer H60mm, no pop-up waste, Hygiene lever	99.45
182200	*Scrub L1400 2 twin Ø22 holes c-c 150 304 st satin(while stock)	1,325.22	222429	Key for flow straightener removal, aerator, biosafe M16.5/100	3.46
182310	SXS hand washbasin mechanical complete 304 satin st steel	388.90	2239	Mechanical shower mixer bottom outlet sculpt lever offset SC	136.04
182320	SXS hand washbasin mechanical complete with upstand 304 satin st steel	427.89	2239EP	EP shower mixer, bottom outlet, sculptured lever, SC unions	188.58
182400	Wall mtd sink with splashback 304 pol satin stainless steel	259.28	2239EPHYG	Auto drain shower kit with mixer 2239EP, SC unions	235.27
183000	*Scrub high upstand L2100 304 st st satin (while stock)	1,402.04	2239EPKIT	Shower kit with mixer 2239EP, SC unions	268.68
183020	*Scrub low upstand L2100 304 st st satin(while stock)	1,344.42	2239EPS	EP shower mixer, bottom outlet, sculptured lever, offset std	157.39
183100	*Scrub L2100 3 single Ø22 tapholes 304 st satin(while stock)	1,402.04	2239EPSHYG	Autodrain shower kit with mixer 2239EP, offset std unions	204.08
183200	*Scrub L2100 3 twin Ø22 holes c-c 150 304 st satin(while stock)	1,402.04	2239EPSKIT	Shower kit with mixer 2239EP, offset standard unions	237.49
184310	SXS hand washbasin electronic complete 304 satin st steel	637.47	2239S	Mech shower mixer bottom outlet, sculpt lever, offset std	104.39
18431015	WRAS SXS hand washbasin elect. complete 304 st steel	705.68	2252S	Wall mtd mech shower bath mixer sculpt lever, offset std	175.23
184320	SXS hand washbasin electronic complete with upstand 304 satin st steel	675.48	23015	Water hammer absorber, F1/2" H90	23.53
18432015	WRAS SXS hand washbasin elect. complete with upstand 304 st steel	743.71	23020	Water hammer absorber, F3/4" H92	27.81
185000	Surgical scrub high upstand L700 304 st steel satin	1,309.03	23026	Water hammer absorber, F1" H98	58.86
185020	Surgical scrub low upstand L700 304 st steel satin	1,216.44	23033	Water hammer absorber, F1 1/4" H103	105.24
185100	Surgical sink L700 1 single Ø22 tap hole 304 st steel satin	1,309.03	23040	*Water hammer absorber, F1 1/2" H160 (while stocks last)	170.62
185200	Surgical sink L700 1 twin Ø22 hole c-c150 304 st steel satin	1,309.03	234004A	Replaced by 182400	-
186000	Surgical scrub high upstand L1400 304 st steel satin	1,619.00	234006A	Replaced by 182400	-
186020	Surgical scrub low upstand L1400 304 st steel satin	1,489.36	234015A	Replaced by 102400	-
186100	Surgical sink L1400 2 single Ø22 tapholes 304 st steel satin	1,619.00	234017A	Replaced by 102400	-
186200	Surgical sink L1400 2 twin Ø22 holes c-c 150 304 st st satin	1,619.00	2359	Straight curtain rail polished st steel Ø20 - 1m cut-to-size	43.70
187000	Surgical scrub high upstand L2100 304 st steel satin	1,972.81	2390	Sleeve connector for 2 tubes Ø20	7.48
187020	Surgical scrub low upstand L2100 304 st steel satin	1,811.98	2392	2 × Fixing plates for tube Ø20	25.52
187100	Surgical sink L2100 3 single Ø22 tapholes 304 st steel satin	1,972.81	2393	Angled connector for tube Ø20	17.95
187200	Surgical sink L2100 3 twin Ø22 holes c-c 150 304 st st satin	1,972.81	2396	Polished stainless steel tube Ø20 L600	12.12
200000	Pre-mixer COMPACT MF1/2" for basin non return valves	66.39	2397	Polished stainless steel tube Ø20 L700	13.68
20002	2 × BIOCLIP stainless steel spouts L129mm Ø28	82.61	2398	Polished stainless steel tube Ø20 L800	15.33
20003	2 × BIOCLIP stainless steel spouts L77mm Ø28	77.81	2399	Polished stainless steel tube Ø20 L900	16.91
20015	15 × BIOCLIP disposable spouts L125mm Ø22	76.17	24.5P	5 × Scale proof aerator M24/100	27.52
20040.10P	10 × BIOFIL sterile spouts with integrated filter L138mm Ø22	743.85	2400	Polished stainless steel tube Ø20 L1000	18.54
20050A.10P	10 × BIOFIL sterile cartridge filter A, rain effect spray	719.06	2420	Replaced by 2620MINI	-
20050P.10P	10 × BIOFIL sterile cartridge filter P, rain effect spray	719.06	2420L	Replaced by 2620MINI	-
20051A.10P	10 × BIOFIL sterile cartridge filter A with laminar flow	719.06	2421	Replaced by 2621MINI	-
20051P.10P	10 × BIOFIL sterile cartridge filter P with laminar flow	719.06	2421L	Replaced by 2621MINI	-
20060.10P	10 × BIOFIL sterile shower head with integrated filter	902.54	2436P	Wall mtd sequ. mech mixer, swivel spout L.200 inline SC unions	314.32
20061.10P	10 × BIOFIL sterile threaded shower head with integrated filter	902.54	2437	Wall-mtd sequential mech mixer, fixed spout L.200, SC unions	323.05

References prefixed by * are available while stocks last. References are listed in ascending alphanumerical order.

** Price excludes VAT.

REF.	DESCRIPTION	£ **
2437S	Wall-mtd sequential mech mixer, fixed spout L.200 offset std	294.08
2439	*Securitouch mechanical shower mixer (while stock then 2739)	255.26
2439EP	*Securitouch EP shower mixer (while stock then 2739EP)	299.00
2439EPS	*Securitouch EP shower mixer (while stock then 2739EPS)	262.53
2439S	*Securitouch mechanical shower mixer (while stk then 2739S)	223.64
2443	Recessed mechanical shower mixer behind wall plate Ø116	111.94
2445	Wall mtd mech Secur sink mix swiv spout L200, sculpt lever,SC	296.17
2445EP	Wall mtd EP Secur sink mix swiv spout L200, sculpt lever SC	339.90
2445EPS	Wall mtd EP Secur sink mix swiv spout L200, sculpt lever, std	308.24
2445L	Wall mtd mech Secur sink mixer swiv spout L200mm Hyg lever,SC	308.75
2445LEP	Wall mtd EP Securitouch mixer swivel spout L200 Hyg lever,SC	352.47
2445LEPS	Wall mtd sink EP Secur mixer swiv spout L200mm, Hyg lever,std	320.82
2445LS	Wall mtd mech Secur sink mixer swiv spout L200,Hyg lever, std	352.47
2445S	Wall mtd mech Secur mixer swiv spout L200, sculpt lever, std	264.53
2446	Wall mtd mech Secur sink mix swiv spout L150, sculpt lever,SC	291.71
2446EP	Wall mtd EP Secur sink mix swiv spout L150, sculpt lever SC	335.44
2446EPS	Wall mtd EP Secur sink mix swiv spout L150, sculpt lever, std	303.78
2446L	Wall mtd mech Secur sink mixer swiv spout L150mm Hyg lever,SC	304.29
2446LEP	Wall mtd EP Securitouch mixer swivel spout L150 Hyg lever,SC	348.02
2446LEPS	Wall mtd sink EP Secur mixer swiv spout L150mm, Hyg lever,std	316.36
2446LEPUK	EP sink mixer 150centres, swivel spout L150, hyg L, in-L S/C	348.02
2446LS	Wall mtd mech Secur sink mixer swiv spout L150,Hyg lever, std	272.63
2446S	Wall mtd mech Secur mixer swiv spout L150, sculpt lever, std	260.06
2447LEPUK	EP sink mixer 200 c-c, swivel spout L150, hyg L, in-L S/C	384.43
2447LUK	Mech sink mixer 200 c-c swivel spout L150, hyg L, in-L S/C	330.38
25061T1	Basin mixer with swivel spout H200 L150mm, no waste	189.68
2506T1	Basin mixer with swivel spout H200 L150mm, with waste	223.30
2506T2	Sink mixer with swivel spout H220 L200mm, no waste	194.11
2506T3	Mixer with swivelling spout H.315 L.300mm, no waste	206.87
2510	Mechanical sink mixer swivel spout H150 L230mm sculpt lever	179.91
2510L	Mechanical sink mixer swivel spout H150 L230mm Hygiene lever	193.64
2510T	Sink mixer with swivel spout H150 L230mm solid lever	179.91
2519	Wall mtd mech mixer swiv spout L200, sculpt lever, SC unions	219.79
2519L	Wall mtd mech mixer swivel spout L200 Hygiene lever,SC unions	230.49
2519LS	Wall mtd mech mixer swiv spout L200 Hygiene lever offset std	198.36
2519S	Wall mtd mech mixer swiv spt L200mm sculpt lever offset std	188.12
2520	Mechanical basin mixer H.85mm L.135mm + waste, sculpt lever	164.97
2520EP	EP basin mixer H.85mm L.135mm + waste, sculptured lever	214.71
2520L	Mechanical basin mixer H.85mm L.135mm + waste, Hygiene lever	179.91
2520LEP	EP basin mixer H.85mm L.135mm + waste, Hygiene lever	221.80
2520T	Mechanical basin mixer H.85mm L.135mm + waste, solid lever	164.97
2520TEP	EP basin mixer H.85mm L.135mm + waste, solid lever	214.71
2521	Mechanical basin mixer H.85mm L.135mm no waste, sculpt lever	145.93
2521EP	EP basin mixer H.85mm L.135mm no waste, sculptured lever	187.77
2521L	Mechanical basin mixer H85mm L135mm, no waste, Hygiene lever	150.16
2521LEP	EP basin mixer H85mm L135mm, no waste, Hygiene lever	192.02
2521T	Mechanical basin mixer H85mm L135mm, no waste, solid lever	145.93
2521TEP	EP basin mixer H85mm L135mm, no waste, solid lever	187.77
2522	Mechanical basin mixer with swivel spout H95mm, sculpt lever	157.98
2522L	Mechanical basin mixer with swivel spout H95mm Hygiene lever	172.46
2522T	Mechanical basin mixer with swivel spout H95mm, solid lever	157.98
2539	Mechanical shower mixer bottom outlet sculpt lever,SC unions	157.61
2539EP	EP shower mixer, bottom outlet, sculptured lever, SC unions	211.65
2539EPHYG	Auto drain shower kit with mixer 2539EP, SC unions	265.71
2539EPKIT	Shower kit with mixer 2539EP, SC unions	299.63
2539EPS	EP shower mixer, bottom outlet, sculptured lever, standard	180.46
2539EPSHYG	Autodrain shower kit with mixer 2539EP, std unions	240.84
2539EPSKIT	Shower kit with mixer 2539EPS, standard unions	274.76
2539HYG	Auto drain shower kit with mechanical mixer 2539, SC unions	245.47
2539KIT	Shower kit with mechanical mixer 2539, SC unions	279.40
2539S	Mechanical shower mixer bottom outlet sculpt lever, offset std	125.96
2539SHYG	Auto drain shower kit with mechanical mixer 2539, offset std	213.82

REF.	DESCRIPTION	£ **
2539SKIT	Shower kit with mechanical mixer 2539, offset std	247.72
2539T	Replaced by 2539	-
2539TS	Replaced by 2539S	-
2542	Mechanical shower mixer with remote control, sculpt lever	114.76
2542EP	EP shower mixer with remote control, sculptured lever	148.68
2543	Recessed waterproof shower mixer, kit 2/2 (+790BOX)	205.78
2561D	Hygienic bag dispenser & container stainless steel	236.94
2564T1	Mechanical mixer high swivel spout H160 L160mm Hygiene lever	216.47
2564T2	Mechanical mixer high swivel spout H160 L250mm Hygiene lever	226.66
2564T3	Mechanical mixer high swivel spout H300 L160mm Hygiene lever	238.00
2564T4	Mechanical mixer high swivel spout H300 L250mm Hygiene lever	246.20
2565T1	Mechanical mixer high fixed spout H160 L160mm, Hygiene lever	195.08
2565T1EP	EP mixer high fixed spout H160 L160 Hygiene lever	246.69
2565T3	Mechanical mixer high fixed spout H300 L160mm, Hygiene lever	223.38
2565T3EP	EP mixer high fixed spout H300 L160mm Hygiene lever	273.71
2565T4	*Mech mixer spout H300 L250mm (while stock then ref 2564T4)	238.00
2565T4EP	*EP mixer spout H300 L250mm (while stock then ref 2565T3EP)	289.42
2591	Bed pan cleaner stop cock + trigger hand spray with FS	183.88
2592	Bed pan cleaner stop cock + inverted trigger hand spray	191.54
2597	Mechanical mixer swivel spout H210 L190mm retractable spray	344.29
2599	Mixer + column retractable spray H250, sculptured lever	237.43
2599EP	EP mixer + column with retractable spray H.200, sculpt lever	271.36
260020	Recessed diverter valve	280.39
260021	Exposed diverter valve	52.62
2620	BIOSAFE mechanical basin mixer H95 with waste, solid lever	163.95
26206	BIOSAFE mech basin mixer H95 with waste, solid lever, copper	214.83
26206EP	BIOSAFE EP basin mixer H95mm with waste, solid lever, copper	248.75
26206MINI	BIOSAFE mech basin mixer H55 with waste, solid lever, copper	200.90
26206MINIEP	BIOSAFE EP basin mixer H55mm with waste, solid lever, copper	234.80
2620EP	BIOSAFE EP basin mixer H95 with waste, solid lever	197.88
2620MINI	BIOSAFE mechanical basin mixer H55mm with waste, solid lever	150.00
2620MINIEP	BIOSAFE EP basin mixer H55mm with waste, solid lever	183.92
2621	BIOSAFE mechanical basin mixer H95 no waste, solid lever	141.33
26216	BIOSAFE mech basin mixer H95mm no waste, solid lever, copper	192.21
26216EP	BIOSAFE EP basin mixer H95mm no waste, solid lever, copper	226.13
26216MINI	BIOSAFE mech basin mixer H55mm no waste, solid lever, copper	178.27
26216MINIEP	BIOSAFE EP basin mixer H55mm no waste, solid lever, copper	212.20
2621EP	BIOSAFE EP basin mixer H95 no waste, solid lever	175.25
2621MINI	BIOSAFE mech basin mixer H55mm no waste, solid lever	127.40
2621MINIEP	BIOSAFE EP basin mixer H55mm no waste, solid lever	161.32
2640	Wall-mtd seq mech mix with fixed/swivel spout L120 offset SC	292.97
2640S	Wall-mtd seq mech mix w. fixed/swivel spout L120 offset std	261.78
2641	Wall-mtd seq mech mix with fixed/swivel spout L200 offset SC	298.32
2641S	Wall-mtd seq mech mix w. fixed/swivel spout L200 offset std	267.12
2720L	Mechanical basin mixer H.85mm L.120mm + waste, Hygiene lever	195.37
2720LEP	EP basin mixer H.85mm L.120mm + waste, Hygiene lever	237.25
2720T	Mechanical basin mixer H.85mm L.120mm + waste, solid lever	192.17
2720TEP	EP basin mixer H.85mm L.120mm + waste, solid lever	223.30
2721L	Mechanical basin mixer H85mm L120mm, no waste, Hygiene lever	181.43
2721LEP	EP basin mixer H85mm L120mm, no waste, Hygiene lever	223.30
2721T	Mechanical basin mixer H85mm L120mm, no waste, solid lever	173.41
2721TEP	EP basin mixer H85mm L120mm, no waste, solid lever	209.36
2739	Securitouch mechanical shower mixer, sculptured lever, SC	207.82
2739EP	SECURITHERM EP shower mixer, sculptured lever, SC unions	256.96
2739EPHYG	Shower kit with Securitouch mixer 2739EP, SC unions	313.77
2739EPKIT	Shower kit with Securitouch mixer 2739EP, offset SP unions	347.19
2739EPS	SECURITHERM EP shower mixer, sculptured lever, offset std	225.77
2739EPSHYG	Autodrain shower kit w. Securitouch mixer 2739EPS offset std	282.58
2739EPSKIT	Shower kit with Securitouch mixer 2739EPS, offset std unions	316.00
2739HYG	Auto drain shower kit w. Securitouch mixer 2739, SC unions	264.71
2739KIT	Shower kit with Securitouch mixer 2739, SC unions	298.13
2739S	Securitouch mech. sh. mix, sculpt lever bottom outlet, std	176.63

References prefixed by * are available while stocks last. References are listed in ascending alphanumerical order.

** Price excludes VAT.

REF.	DESCRIPTION	£ **	REF.	DESCRIPTION	£ **
2739SHYG	Auto drain shower kit w. Securitouch mixer 2739S, offset std	233.52	3411270015	New coding:120270	-
2739SKIT	Shower kit w. Securitouch mixer 2739S, offset std unions	267.00	3411310103	Replaced by 180310	-
2739T	Securitouch mechanical shower mixer, solid lever, SC unions	207.82	3411400015	New coding:120400	-
2739TEP	SECURITHERM EP shower mixer, solid lever, SC unions	256.96	3411400115	Replaced by 120400	-
2739TEPS	SECURITHERM EP shower mixer, solid lever, standard unions	225.77	3416250000	New coding:160250	-
2739TS	Securitouch mechanical shower mixer, solid lever, std unions	176.63	3416330000	New coding:160130	-
28.2P	2 x Scale proof aerator M28/100	21.81	3416340000	New coding:160340	-
2820L	BIOCLIP mechanical basin mixer H85mm + waste, Hygiene lever	305.28	3450	Rectangular bathroom mirror 420x600 6mm thick	47.64
2820LEP	BIOCLIP EP basin mixer H85mm + waste, Hygiene lever	339.21	3451	Rectangular bathroom mirror 360x480 6mm thick	37.11
2820T	BIOCLIP mechanical basin mixer H85mm + waste, solid lever	290.58	3452	Unbreakable bathroom mirror 10x385x485 mirror pol st steel	141.76
2820TEP	BIOCLIP EP basin mixer H85mm + waste, solid lever	324.50	3453	Unbreakable bathroom mirror 1x400x600 polished st steel	140.23
2821L	BIOCLIP mechanical basin mix H85mm no waste, Hygiene lever	293.98	3454	Rectangular bathroom mirror 500x750 6mm thick	62.56
2821LEP	BIOCLIP EP basin mix H85mm no waste, Hygiene lever	327.89	3458	Unbreakable bathroom mirror 10x485x585 mirror pol st steel	184.73
2821T	BIOCLIP mechanical basin mixer H85mm no waste, solid lever	279.28	3459	Unbreakable bathroom mirror 10x595x980 mirror pol st steel	300.24
2821TEP	BIOCLIP EP basin mix H85mm no waste, solid lever	313.20	350504S	Basic grab bar Ø32 L400 stainless steel satin finish	42.36
2870T1	Mixer with BIOCLIP swivel spout H160 + 2 st steel spouts	304.57	350504W	Basic grab bar Ø32 L400 white epoxy	37.78
2870T3	Mixer with BIOCLIP swivel spout H300 + 2 st steel spouts	328.64	350505S	Basic grab bar Ø32 L500 stainless steel satin finish	46.17
2871T1	Mixer with BIOCLIP swivel spout H160 + 1 disposable spout	268.91	350505W	Basic grab bar Ø32 L500 white epoxy	40.39
2871T3	Mixer with BIOCLIP swivel spout H300 + 1 disposable spout	296.72	350506S	Basic grab bar Ø32 L600 stainless steel satin finish	51.16
2900	Toilet paper dispenser 200m white lacquered steel	54.19	350506W	Basic grab bar Ø32 L600 white epoxy	46.34
2901	Toilet paper dispenser 200m polished 304 stainless steel	91.43	350505S	Basic grab bar Ø32 L300 stainless steel satin finish	38.07
2902	Toilet paper dispenser 200m 304 stainless steel satin finish	91.43	350505W	Basic grab bar Ø32 L300 white epoxy	31.56
2909	Hypereco toilet paper dispenser 400m white ABS	40.02	35081W	*Grab rail 135° Ø32 400x400 white (while stock then 35082W)	57.81
2910	Toilet paper dispenser 400m white lacquered steel	73.63	35082S	Basic grab bar 135° Ø32 400x400 3 fix points st steel satin	68.28
2911	Toilet paper dispenser 400m polished 304 stainless steel	134.17	35082W	Basic grab bar 135° Ø32 400x400 3 fixing points white epoxy	64.40
2912	Toilet paper dispenser 400m 304 stainless steel satin finish	134.17	35164S	Basic drop-down rail Ø32 L850 stainless steel satin finish	167.38
292015.2P	2 x Moulded wall plate Ø60x21x5 for tap M1/2"	8.16	35440W	Basic T-shaped shower handrail Ø32 1150x500 white epoxy	123.66
292020	2 x Moulded wall plate Ø55x27x2 for tap M3/4"	4.64	355	Straight curtain rail polished st steel Ø16 - 1m cut-to-size	27.33
30040.10P	10 x BIOFIL spouts with integrated filter L. 138mm Ø22	732.86	356	Straight curtain rail polished st steel Ø16 - 2m cut-to-size	45.55
30050A.10P	10 x BIOFIL non-sterile cartridge filter A rain effect spray	574.09	3561	Toilet seat protector dispenser polished stainless steel	159.04
30050P.10P	10 x BIOFIL non-sterile cartridge filter P rain effect spray	574.09	3562	250 x Toilet seat protectors	47.00
30051A.10P	10 x BIOFIL non-sterile cartridge filter A with laminar flow	574.09	3565	Toilet roll holder white epoxy 304 stainless steel	27.20
30051P.10P	10 x BIOFIL non-sterile cartridge filter P with laminar flow	574.09	3569	Wall mounted soap basket angled model polished st steel	31.63
30060.10P	10 x BIOFIL shower head with integrated filter	757.30	358	ECO telescopic curtain rail Ø20 - 0.76-1.26m polished alu	14.30
30061.10P	10 x BIOFIL threaded shower head with integrated filter	757.30	359	Extending curtain rail Ø20 polished stainless steel	53.06
301	Robe hook x 1 hook polished stainless steel and chrome	15.74	360	Angled curtain rail Ø16 - 0.7x0.7m polished stainless steel	47.67
302	Robe hook x 2 hooks polished stainless steel and chrome	28.87	361	Angled curtain rail Ø16 - 0.8x0.8m polished stainless steel	46.24
303D	Robe hook x 3 hooks polished stainless steel and chrome	44.36	362	Adj angled curtain rail 0.7-0.9m polished stainless steel	77.44
304FC	Conical filter mesh 0.8 for nut 3/8"	3.56	366015.2P	2 x DELABIE water free "LONG LIFE" valve head 1/2"	26.35
309000	*Urinal outlet M1 1/4" +seal Ø50/32 (while stock then 776000)	59.87	371100	100 tokens Ø24 5-10 min delay	189.92
310000	SIPHURINOIR vertical siphon +comp seal Ø50/32 H115 chr brass	85.09	374001	Hypereco liquid soap dispenser 0.9L white ABS	55.27
311QU1	Swan neck fountain tap M3/8"	87.58	378015	BINOPTIC basin tap M3/8" mains 230/12V + trans	317.33
311TR1	Swan neck fountain tap for Rilsan tube 4x6	87.58	37801515	BINOPTIC basin tap Ø15 for comp. fitting 230/12V + trans	337.20
312QU1	Bubbler tap chromed M3/8" for fountain	68.57	378MCH	BINOPTIC MIX basin mixer M3/8" mains 230/12V + trans	415.52
312TR1	Bubbler tap chromed for Rilsan tube 4x6	82.47	378MCH15	BINOPTIC MIX basin mixer Ø15 for CF mains 230/12V + trans	447.67
314000	Discontinued	-	379	Non slip shower mat white rubber	22.21
315153D	Discontinued	-	379D13	BINOPTIC c-wall 190 basin tap M3/8" spout L135 mains + trans	325.72
318200	Bubbler/spout flush to wall for partitions L. 200	69.41	379D1315	BINOPTIC c-w 190 basin tap Ø15 for CF spout L135 mains +trans	345.57
318300	Discontinued	-	379DER	BINOPTIC c-wall 190 basin tap M3/8" spout L205 mains + trans	325.72
319T61	Push button for fountain taps for Rilsan tube 4x6	71.76	379DER15	BINOPTIC c-w 190 basin tap Ø15 for CF spout L205 mains +trans	345.00
3361	Hypereco WC brush set wall or floor mounted	11.79	379ECM	BINOPTIC MIX recessed/plate basin mix M3/8" mains + trans	662.44
3362	Toilet brush Nylon (for brush set 3361)	6.20	379ECML	BINOPTIC MIX rec basin mix M3/8" mains + trans, long lever	703.75
3364	Eco ceiling support L800 for rail Ø16 st steel + brass	21.02	379ENC	BINOPTIC rec basin tap M3/8" spout L200 mains + trans	334.10
3365	Eco ceiling support L800 for rail Ø20 st steel + brass	21.41	379ENC15	BINOPTIC rec basin tap Ø15 for CF spout L200 mains + trans	353.97
3372	Ceiling support L1000 for rail Ø16 polished stainless steel	38.86	379MCH	BINOPTIC MIX c-wall 110 basin mix M3/8" mains 230/12V +trans	429.90
3410300003	New coding:180300	-	379MCH15	BINOPTIC MIX c-wall 110 basin mix Ø15 for CF mains + trans	462.03
3410300103	Replaced by 180300	-	381	Shower curtain 0.9x1.8m white PVC	10.81
3411130000	New coding:120130	-	382	Shower curtain 1.2x1.8m white PVC	11.73
3411130006	New coding:121130	-	387	Shower curtain 1.8x1.8m white PVC	14.55
3411250015	Replaced by 120400	-	388015	BINOPTIC basin M3/8" H.170mm tap 230/12V mains supply	339.75
3411250115	Replaced by 120400	-	38801515	BINOPTIC basin tap Ø15 for CF H.170mm 230/12V mains supply	358.69
3411270008	New coding:121270	-	388MCHLH	BINOPTIC MIX basin M3/8" H.170mm mixer 230/12V mains supply	437.78

References prefixed by * are available while stocks last. References are listed in ascending alphanumerical order.

** Price excludes VAT.

REF.	DESCRIPTION	£ **	REF.	DESCRIPTION	£ **
388MCHLH15	BINOPTIC MIX basin Ø15 for CF H.170mm mixer 230/12V mains	468.97	430030	TEMPOMATIC 4 recessed urinal black glass 230/6V kit2/2	485.05
390	6 x Shower curtain rings chrome plated brass Ø30	20.11	430036	TEMPOMATIC 4 recessed urinal black glass 6V battery kit2/2	436.42
390BIS	6 x Shower curtain rings plastic Ø40	7.23	430646	Solenoid valve 6V for TEMPOMATIC 4 recessed urinal	69.45
393	Removable slatted shower seat - large model	371.65	430845	1/2" union for TEMPOMATIC 4 rec and urinal valve with flexi	15.19
395	Removable slatted shower seat	351.55	430PBOX	TEMPOMATIC 4 recessed elect urinal F1/2" 6V batteries kit 1/2	109.82
398015	BINOPTIC basin M3/8" H.250mm tap 230/12V mains supply	373.17	430PBP	White cover plate battery-op for TEMPOMATIC 4 rec urinal	200.51
39801515	BINOPTIC basin Ø15 for CF H.250mm tap 230/12V mains supply	392.11	430PBS	White cover plate mains for TEMPOMATIC 4 recessed urinal	222.79
398MCHLH	BINOPTIC MIX basin M3/8" H.250mm mixer 230/12V mains supply	471.20	430PIPP	Pol SS cover plate battery-op for TEMPOMATIC 4 rec urinal	200.51
398MCHLH15	BINOPTIC MIX basin Ø15 for CF H.250mm mixer 230/12V mains	502.39	430PIPS	Pol st steel cover plate mains for TEMPOMATIC 4 rec urinal	222.79
4042P	Robe hooks x 2 hooks polished stainless steel	24.53	430PISP	SS satin cover plate battery-op for TEMPOMATIC 4 rec urinal	200.51
4042S	Robe hooks x 2 hooks polished satin stainless steel	24.53	430PISS	St steel satin cover plate mains for TEMPOMATIC 4 rec urinal	222.79
4042W	Robe hooks x 2 hooks white epoxy stainless steel	22.68	430PVP	Black glass cover plate batt-op for TEMPOMATIC 4 rec urinal	329.69
4043EW	Coat hook Ø62 x 65 white epoxy stainless steel	12.97	430PVS	Black glass cover plate mains for TEMPOMATIC 4 rec urinal	400.94
4043N	Coat hook Ø62x65 Nylon	8.13	430SBOX	TEMPOMATIC 4 recessed electronic urinal F1/2" 230/6V kit 1/2	122.53
4043P	Coat hook Ø62x65 polished stainless steel	14.37	431	Lift-up shower seat with slats with leg	245.20
4043S	Coat hook Ø62x65 stainless steel satin finish	14.37	432	Replaced by 435	-
4047EW	Coat hook Ø62x100 white epoxy stainless steel	14.57	433000	White trigger hand spray M1/2" + scale-proof adjustable jet	97.78
4047P	Coat hook Ø62x100 polished stainless steel	14.96	433010	Black trigger hand spray M1/2" + scale-proof adjustable jet	97.78
4048EW	WC brush set wall mounted without lid white epoxy st steel	55.52	433011	Shock-resistant trigger-op hand spray with adjustable spray	146.98
4048P	WC brush set wall mounted without lid polished st steel	55.52	433020	White pre-rinse set no valve, long column F3/4"	389.70
4048S	WC brush set wall mounted without lid stainless steel satin	55.52	433038	Stainless steel spring guide for pre rinse set	95.92
4049EW	WC brush set floor standing without lid white epoxy st steel	49.25	433050	Wall-mounted bracket	46.30
4049P	WC brush set floor standing without lid polished st steel	49.25	433095	White food grade hose FF1/2" L0.95m	56.18
4049S	WC brush set floor standing without lid st steel satin	49.25	433095CH	Black food grade hose FF1/2" L0.95m	56.18
4050EW	WC brush set floor standing with lid white epoxy st steel	76.49	433120	White food grade hose FF1/2" L1.20m	62.14
4050P	WC brush set floor standing with lid polished st steel	76.49	433120CH	Black food grade hose FF1/2" L1.20m	62.14
4050S	WC brush set floor standing with lid st steel satin finish	76.49	433200	White food grade hose FF1/2" L2.00m	79.25
4051EW	WC brush set wall mounted with lid white epoxy st steel	82.78	433220	White pre-rinse set, no valve, telesc spout and long column	466.24
4051N	WC brush wall mounted with ergonomic handle white Nylon	64.17	433305	Nozzle repair kit for white hand spray	22.85
4051P	WC brush set wall mounted with lid polished stainless steel	82.78	433315	Nozzle repair kit for black hand spray	22.85
4051S	WC brush set wall mounted with lid stainless steel satin	82.78	433402	Pre-rinse set, short column F3/4" with telescopic spout	224.15
406000	Transformer 230/12V without box, suitable for DIN rail	80.24	433420	White pre-rinse set no valve, short column F3/4"	372.69
406220	Transformer 230/12V with waterproof box grey PVC	278.75	433422	White pre-rinse set, no valve, telesc spout and short column	451.76
4070N	Spare toilet roll holder white Nylon	30.80	433500	Pre-rinse set, short col F3/4" with swivelling tubular spout	251.41
4070P	Spare toilet roll holder polished stainless steel	45.21	433520	Pre-rinse short column F3/4" no bib tap	98.37
4070S	Spare toilet roll holder polished satin stainless steel	45.21	433620	Black pre-rinse set no valve, short column F3/4"	390.08
4081EW	U-shaped toilet roll holder white epoxy stainless steel	27.40	433622	Black pre-rinse set, no valve, tubular spout + short column	470.43
4081N	U-shaped toilet roll holder white Nylon	17.31	433720	Black pre-rinse set no valve, long column F3/4"	409.83
4081P	U-shaped toilet roll holder polished stainless steel	28.18	433722	Black pre-rinse set no valve, tubular spout + long column	485.80
4081S	U-shaped toilet roll holder stainless steel satin finish	28.18	4337B	DOC M curtain rail 1200x1200 + arm blue epoxy stainless steel	172.65
409100	Discontinued	-	4337W	DOC M curtain rail 1200x1200 + arm white epoxy st steel	172.65
409140	Discontinued	-	433800	Pre-rinse set, long col F3/4" with swivelling tubular spout	285.80
4110P	Shower head holder chrome plated metal for bar Ø25 & Ø32	42.64	433802	Pre rinse long column 3/4" + spout	252.83
4201EW	*Tilt mirror+hdl 420x600 white ss (while stock then 510201N)	281.90	433820	Pre-rinse long column F3/4" no bib tap	130.43
4201P	*Adj mirror + handle 420x600 bright (while stk then 510202P)	267.05	434000	HOSPITAL trigger hand spray for bed pans	90.25
4201S	*Adj mirror + handle 420x600 satin (while stk then 510202S)	267.05	434065	HYGIÉNA trigger hand spray w. flow straightener for bed pans	97.78
423	Lift-up shower seat with slats	175.41	434080	Flexible white PVC hose FF1/2" L0.80m	18.07
428000	Replaced by 430SBOX + 430020	-	434125	Flexible white PVC hose FF1/2" L1.25m	19.99
428012	Elect control unit 12V for TEMPOMATIC urinal no transformer	353.65	434182	Inverted trigger hand spray with push button for bed pans	62.77
428100	Replaced by 430SBOX + 430000	-	435	Toilet booster seat with lid white plastic	90.67
428112	Elect control unit 12V for c-wall TEMPOMATIC urinal no trans	269.11	4359	Straight curtain rail polished st steel Ø20 - 2m cut-to-size	62.03
428150	TEMPOMATIC c-wall 155mm urinal valve M1/2" mains 12V	340.93	437	Lift-up shower seat with slats - large model	181.84
428200	TEMPOMATIC c-wall 225mm urinal valve M1/2" mains 12V	347.15	4373	Ceiling support L 1000 for rail Ø20 polished stainless steel	53.48
428221	*TEMPOMATIC rec elec urinal kit 2/2(while stock then 430010)	376.47	438	Lift-up shower seat with slats with leg - large model	255.44
428BOX	*TEMPOMATIC rec elec urinal kit 1/2(while stk then 430SBOX)	126.46	44000015	TEMPOMATIC 4 basin tap M1/2" rec mains supply Ø15 +stopcock	346.00
429101	Solenoid valve M3/4" 12V + filter for TEMPOMATIC urinal	58.41	44000115	TEMPOMATIC 4 basin tap M1/2" rec UK mains plug Ø15 stopcock	323.33
430000	TEMPOMATIC 4 recessed urinal st steel satin 230/6V kit 2/2	344.64	44000615	TEMPOMATIC 4 basin tap M1/2" 6V battery 15mm + stopcock	305.00
430006	TEMPOMATIC 4 recessed urinal st steel satin 6V batt kit 2/2	322.44	44115715	TEMPOMATIC Ø15 for CF c-w 155 basin tap 230/12V spout L170	409.35
430010	TEMPOMATIC 4 recessed urinal pol st steel 230/6V kit 2/2	344.64	441452B	*Blue disc for multi unit c-wall control Ø26-54(while stock)	1.86
430016	TEMPOMATIC 4 recessed urinal pol st steel 6V battery kit 2/2	322.44	441452CEB	*4m cable for SV 1/2" or 1" for multi unit (while stock)	39.84
430020	TEMPOMATIC 4 recessed urinal white st steel 230/6V kit 2/2	344.64	441452DET	*Cross wall elec control for multi unit (while stock lasts)	252.42
430026	TEMPOMATIC 4 recessed urinal white st steel 6V batt kit 2/2	322.44	441452R	*Red disc for multi unit c-wall control Ø26-54 (while stock)	2.01

References prefixed by * are available while stocks last. References are listed in ascending alphanumerical order.

** Price excludes VAT.

REF.	DESCRIPTION	£ **	REF.	DESCRIPTION	£ **
441452TCP	*Cross wall push button control for multi unit (while stock)	159.23	465	Slimline wall mounted rectangular bin 4,5L polished st steel	112.43
441453	*TEMPOMATIC multi unit 8 way 230/12V (while stock lasts)	574.62	465S	Slimline wall mounted rectangular bin 4.5L satin st. steel	112.43
441453DET	*Rec electronic control for multifunction unit (while stock)	286.97	477000	TEMPOMATIC exposed urinal M1/2" inline inlet mains 230/12V	533.95
441453TCP	*Rec push button control for multifunction unit(while stock)	195.27	478000	*TEMPOMATIC exp urini M1/2" ang 230/12V(whl stk then 479406)	533.95
44200615	TEMPOMATIC 3 basin tap M1/2" 6V battery 15mm + stopcock	380.30	47801515	BINOPTIC basin tap Ø15 for compression fitting 6V battery	408.82
443006	TEMPOMATIC 3 wall mounted basin tap M1/2" 6V battery L190	403.16	478MCH15	BINOPTIC MIX basin mixer Ø15 compression fittings 6V battery	532.47
443016	TEMPOMATIC 3 basin tap M1/2" 6V for panels 1-4mm	432.50	479006	TEMPOMATIC 3 wall mtd urinal valve inline M1/2" 6V battery	491.54
443400	TEMPOMATIC 4 basin M1/2" wall-m tap 230/6V rec. mains L.130	378.72	479007	TEMPOMATIC 3 wall mtd urinal vlv angled M1/2" 6V + tube Ø35	518.11
443406	TEMPOMATIC 4 wall mounted basin tap M1/2" 6V battery L125	298.00	479008	TEMPOMATIC 3 urinal valve angled M1/2" 6V battery	491.54
443410	TEMPOMATIC 4 basin M1/2" tap CW 230/6V rec. mains L.130	378.72	479406	TEMPOMATIC 4 wall mtd urinal vlv M1/2" inline 6V battery	340.34
443426	TEMPOMATIC 4 basin tap M1/2" 6V battery L125 panels 1-24mm	302.00	479407	TEMPOMATIC 4 wall urinal ang vlv M1/2" 6V battery +tube Ø35	328.17
443500	TEMPOMATIC 4 basin M1/2" wall-m tap 230/6V rec. mains L.190	415.48	479408	TEMPOMATIC 4 wall mounted urinal angled vlv M1/2" 6V battery	303.84
443506	TEMPOMATIC 4 wall mounted basin tap M1/2" 6V battery L190	332.00	479436	Electronic control unit 6V battery-op for TEMPOMATIC 4 urinal	145.87
443510	TEMPOMATIC 4 basin M1/2" tap CW 230/6V rec. mains L.190	415.48	479446	Electronic control unit 6V battery-op for TEMPOMATIC 3 urinal	191.30
443526	TEMPOMATIC 4 tap M1/2" 6V battery L190 for panels 1-24mm	335.00	479452	Solenoid valve 6V with SECURITHERM shower housing support	145.60
44400015	TEMPOMATIC 2 basin tap Ø15 for CF mains 230/12V + transfo	353.04	479647	Discontinued	-
44400615	TEMPOMATIC 2 basin tap Ø15 compression fitting 6V battery	408.82	479648	Replaced by 479748	-
445000	Replaced by 444000	-	479649	Replaced by 479749	-
44500015	Replaced by 44400015	-	479650	Solenoid valve 6V with flow rate adjustor for TEMPOMATIC 4	139.77
445006	Replaced by 444006	-	487449	Electronic control unit 12V for TEMPOMATIC urinals & showers	269.11
44500615	Replaced by 44400615	-	487499	Detector for TEMPOMATIC multi urinals	179.33
44525315	TEMPOMATIC PRO basin tap Ø15 for CF 230/12V with swivel spout	408.82	487620	TEMPOMATIC recessed multi urinals M3/4" 230/12V +transformer	694.25
44525715	TEMPOMATIC PRO basin tap Ø15 for CF 6V batt. with swivel spout	442.24	488015	BINOPTIC basin M3/8" tap H.170mm operated by 6V batteries	412.16
447	Non slip duck board semi-rigid white plastic	25.20	48801515	BINOPTIC basin Ø15 for CF tap H.170mm 6V battery operated	431.10
447100	TEMPOMATIC basin tap M1/2" 230/12V for panel 1-12mm no spout	379.09	488MCHLH	BINOPTIC MIX basin mix M3/8" H.170mm operated by 6V batteries	523.56
447500	TEMPOMATIC rec basin tap /st steel plate 230/12V spout L170	552.05	488MCHLH15	BINOPTIC MIX Ø15 for CF mixer H.170mm 6V battery operated	554.75
448	WC brush set wall or floor mounted polished stainless steel	112.13	49000015	TEMPOMATIC MIX 4 basin M1/2" rec mains supply Ø15 stopcocks	378.00
448BIS	Toilet brush polished stainless steel (for brush set 448)	23.69	49000115	TEMPOMATIC MIX 4 basin M1/2" rec UK mains plug Ø15 stopcocks	356.25
449	Round pedal bin 3L polished stainless steel	35.92	49000615	TEMPOMATIC MIX 4 basin mix M1/2" 6V battery 15mm +stopcocks	338.00
450120D	MINERALSTEEL wall mounted basin L1200 2 places no tap hole	637.97	490220	*Rec 12V supply TEMPOMATIC 4 basin (while stock then 490240)	85.77
450P	Round pedal bin 5L polished stainless steel	44.84	490230EXT	Electrical extension for TEMPOMATIC 4 basin	18.57
452150	TEMPOMATIC cross wall 150mm shower valve M1/2" mains 230/12V	376.19	490240	Recessed 6V supply for TEMPOMATIC 4 basin from Feb 2016	85.09
452159	TEMPOMATIC c.w. 150mm sh.valve M1/2" 230/12V +ROUND sh. head	457.97	490241UK	6V british electrical plug for TEMPOMATIC 4 basin	58.41
452300	TEMPOMATIC aluminium shower panel 6V battery-op top inlet	630.88	490440	*Elec unit TEMPOMATIC 4 mains (while stock then 490450)	172.60
452310	TEMPOMATIC aluminium shower panel 6V battery-op back inlet	630.88	490446	Electronic control unit 6V battery operated for TEMPOMATIC 4	172.64
452565	TEMPOMATIC recessed shower valve M1/2" mains 230/12V	376.19	490450	Electronic unit for TEMPOMATIC 4 mains supply from Feb 2016	172.60
452569	TEMPOMATIC recessed sh. valve M1/2" 230/12V + ROUND sh. head	457.97	49200615	TEMPOMATIC MIX 3 basin mix M1/2" 6V battery Ø15 +stopcocks	414.22
453140	MINERALCAST wall mtd basin L1400 3 places Ø35 centre hole	1,424.81	492446	Electronic control unit 6V battery operated for TEMPOMATIC 3	172.64
454001A	MINERALCAST mounting bracket H700	180.76	492646	Solenoid valve M for TEMPOMATIC 3 basin	148.66
454010	MINERALCAST mounting bracket H850	202.01	493400	TEMPOMATIC MIX 4 basin M1/2" wall-m mix 230/6V rec mains L.160	415.08
454120	MINERALCAST wall mtd basin L1200 2 places no tap hole	1,031.38	493406	TEMPOMATIC MIX 4 basin M1/2" wall-m mixer 6V int. bat. L.160	371.03
454122	MINERALCAST wall mtd basin L1200 2 places Ø35 centre hole	1,031.38	493410	TEMPOMATIC MIX 4 basin F3/8" mixer CW 230/6V rec mains L.130	415.08
454180	MINERALCAST wall mtd basin L1800 3 places no tap hole	1,334.42	493416	TEMPOMATIC MIX 4 basin F3/8" mixer CW 6V int. battery L.130	371.03
454182	MINERALCAST wall mtd basin L1800 3 places Ø35 centre hole	1,334.42	493500	TEMPOMATIC MIX 4 basin M1/2" wall-m mix 230/6V rec mains L.220	451.84
460	Wall mounted rectangular bin 13L polished stainless steel	112.71	493506	TEMPOMATIC MIX 4 basin M1/2" wall-m mixer 6V int. bat. L.220	407.79
461032	Cartridge and solenoid valve for dual control TEMPOMATIC WC	77.98	493510	TEMPOMATIC MIX 4 basin F3/8" mixer CW 230/6V rec mains L.190	451.84
461034	Solenoid valve MM1" 12V for TEMPOMATIC WC 463326	320.78	493516	TEMPOMATIC MIX 4 basin F3/8" mixer CW 6V int. battery L.190	407.79
461035	Solenoid valve MM1" 12V for TEMPOMATIC WC + urinal	95.66	49400015	TEMPOMATIC MIX 2 basin mix Ø15 for CF mains 230/12V + trans	447.67
462	Wall mounted rectangular bin with cover 13L pol st steel	146.84	49400615	TEMPOMATIC MIX 2 basin mixer Ø15 comp. fitt. 6V battery	532.47
463000	Electronic multi unit 230/12V for TEMPOMATIC WC + trans	268.95	495000	Replaced by 494000	-
463030	TEMPOMATIC WC cross wall 30mm valve 1" mains 230/12V	767.02	49500015	Replaced by 49400015	-
463150	TEMPOMATIC WC cross wall 160mm valve 1" mains 230/12V	767.02	495006	Replaced by 494006	-
463200	TEMPOMATIC WC cross wall 225mm valve 1" mains 230/12V	772.90	49500615	Replaced by 49400615	-
463326	TEMPOMATIC WC recessed valve 1" st steel plate mains 230/12V	996.38	495009	TEMPOMATIC detector with cable L0.10m	68.86
463399	Detector for TEMPOMATIC WC with 4m cable	182.08	495070	TEMPOMATIC detector with cable L0.7m	77.25
463SRH	Solenoid valve + stopcock F1" + vacuum breaker Ø32 for WC	237.74	495149	TEMPOMATIC detector with cable L.1.50m	85.19
464000	TEMPOMATIC WC dual control recessed st steel 230/6V kit 2/2	452.26	49525315	TEMPOMATIC MIX PRO basin mix Ø15 for CF 230/12V swivel spout	476.77
464006	TEMPOMATIC WC dual control recessed st steel 6V bat. kit 2/2	429.66	49525715	TEMPOMATIC MIX PRO basin mix Ø15 for CF 6V batt. swivel spout	565.89
464PBOX	TEMPOMATIC WC 3/4" rec dual ctrl vlv 6V bat kit 1/2 (+464006)	135.68	495444BC	Standard electronic control unit 230/12V with duty flush	179.63
464PISP	Satin SS plate - batteries for TEMPOMATIC WC rec dual control	222.79	495445BC	Multifunction elect control unit 230/12V for TEMPOMATIC	265.14
464PISS	Satin SS plate - mains supply for TEMPOMATIC WC rec dual ctrl	245.07	495446BC	Electronic control unit 6V battery operated for TEMPOMATIC	309.35
464SBOX	TEMPOMATIC WC 3/4" dual control rec 230/6V kit 1/2 (+464000)	135.68	495499	TEMPOMATIC detector with cable L5m	129.38

References prefixed by * are available while stocks last. References are listed in ascending alphanumerical order.

** Price excludes VAT.

REF.	DESCRIPTION	£ **
495606	Solenoid vlv M3/8" 6V + filter for TEMPOMATIC, BINOPTIC basin	157.76
495612	Solenoid valve M3/8" 12V with filter for TEMPOMATIC basin	43.14
495615	Solenoid valve M1/2" 6V +filter for TEMPOMATIC shower+urinal	157.76
495626	Solenoid vlv M1/2" 12V + filter for TEMPOMATIC basin/urinal	43.79
495626CEB	Solenoid valve 1/2" + cable L.4m for multifunction unit	60.62
495646	Solenoid vlv M1/2" 6V with filter for TEMPOMATIC and BINOPTIC	160.13
498015	BINOPTIC basin M3/8" tap H.250mm operated by 6V batteries	445.58
49801515	BINOPTIC basin Ø15 for CF tap H.250mm 6V battery operated	464.52
498MCHLH	BINOPTIC MIX basin M3/8" mixer H.250mm operated by 6V batteries	556.97
498MCHLH15	BINOPTIC MIX Ø15 for CF mixer H.250mm 6V battery operated	588.17
500225	Discontinued	-
500325	Discontinued	-
500326	Discontinued	-
500920	ECONOMIX TMV's repair kit	154.68
500980	Repair kit - HYDROMIX and HYDROMIX combi's	80.41
50504E2W	*Grab bar Ø32 L400 white powder st st (while stk then 50504N)	73.35
50504N	Grab bar Ø32 L400 white Nylon	59.16
50504P2	Grab bar Ø32 L400 polished stainless steel	62.38
50504S	Grab bar Ø32 L400 Stainless steel satin finish	62.38
50505E2W	*Grab bar Ø32 L500 white powder st st (while stk then 50505N)	80.63
50505N	Grab bar Ø32 L500 white Nylon	65.06
50505P2	Grab bar Ø32 L500 polished stainless steel	67.25
50505S	Grab bar Ø32 L500 stainless steel satin finish	67.25
50506E2W	*Grab bar Ø32 L600 white powder st st (while stk then 50506N)	88.84
50506MN	DOC M Grab bar Ø32 L600 white Nylon	80.97
50506N	Grab bar Ø32 L600 white Nylon	70.34
50506P2	Grab bar Ø32 L600 polished stainless steel	72.13
50506S	Grab bar Ø32 L600 stainless steel satin finish	72.13
50509E2W	*Grab bar Ø32 L900 white powder st st (while stk then 50509N)	108.05
50509N	Grab bar Ø32 L900 white Nylon	88.73
50509P2	Grab bar Ø32 L900 polished stainless steel	86.75
50509S	Grab bar Ø32 L900 Stainless steel satin finish	86.75
5050E2W	*Grab bar Ø32 L300 white powder st. st. (while stk then 5050N)	66.71
5050MN	DOC M Grab bar Ø32 L300 white Nylon	59.33
5050N	Grab bar Ø32 L300 white Nylon	55.54
5050P2	Grab bar Ø32 L300 polished stainless steel	57.51
5050S	Grab bar Ø32 L300 stainless steel satin finish	57.51
5055P2	Grab bar Ø25 L300 polished stainless steel	55.63
5056P2	Grab bar Ø25 L400 polished stainless steel	59.19
5057P2	Grab bar Ø25 L500 polished stainless steel	63.98
5058P2	Grab bar Ø25 L600 polished stainless steel	70.99
5059P2	Grab bar Ø25 L900 polished stainless steel	77.87
5060DP2	*Floor-wall support rail (right) Ø32 bright ss (out of stock)	241.37
5060DS	Discontinued	-
5060GP2	*Floor-wall support rail (left) Ø32 bright ss (out of stock)	241.37
5060GS	Discontinued	-
5070DP2	L-shaped handrail (right) Ø32 H750 polished stainless steel	144.08
5070DS	L-shaped handrail (right) Ø32 H750 stainless steel satin	144.08
5070GP2	L-shaped handrail (left) Ø32 H750 polished stainless steel	144.08
5070GS	L-shaped handrail (left) Ø32 H750 stainless steel satin	144.08
5070N	L-shaped handrail Ø32 H750 white Nylon	151.11
5071DP2	L-shaped handrail (right) Ø32 H1150 polished stainless steel	162.85
5071DS	L-shaped handrail (right) Ø32 H1150 stainless steel satin	162.85
5071GP2	L-shaped handrail (left) Ø32 H1150 polished stainless steel	162.85
5071GS	L-shaped handrail (left) Ø32 H1150 stainless steel satin	162.85
5071N	L-shaped handrail Ø32 H1245 white Nylon	184.36
508190	Discontinued	-
5081E2W	Grab rail 135° Ø32 400×400 2 fix. points wht epoxy st steel	101.79
5081N	Grab rail 135° Ø32 400×400 3 fixing points white Nylon	105.96
5081P2	Grab rail 135° Ø32 400×400 2 fix. points polished st steel	83.03
5081S	Grab rail 135° Ø32 400×400 2 fixing points st steel satin	83.03
5082P	Grab rail 135° Ø32 400×400 3 fix. points polished st steel	95.49

REF.	DESCRIPTION	£ **
5082S	Grab rail 135° Ø32 400×400 3 fixing points st steel satin	95.49
5082W	Grab rail 135° Ø32 400×400 3 fix. points wht epoxy st steel	115.90
5083N	Grab rail 135° Ø32 220×220 3 fix. points wht Nylon	93.29
5083P	Grab rail 135° Ø32 220×220 2 fix. points polished st steel	79.29
5083S	Grab rail 135° Ø32 220×220 2 fixing points st steel satin	79.29
5086E2W	*Grab rail 135° Ø25 400×400 white (while stock then 5081E2W)	81.15
5086P2	Grab rail 135° Ø25 400×400 2 fix. points polished st steel	66.81
5087P	Grab rail 135° Ø25 400×400 3 fix. points polished st steel	76.68
5087W	*Grab rail 135° Ø25 400×400 3 fix wht (while stk then 5082W)	93.11
5090N	*U-shaped grab rail Ø32 white Nylon (while stock lasts)	272.01
510042N	Double hook white Nylon	6.54
510043N	Single hook white Nylon	5.99
510050P	WC brush set floor standing lid + ergo handle pol st steel	94.05
510050S	WC brush set floor standing lid + ergo handle st steel satin	94.05
510050W	WC brush set floor standing lid + ergo handle wht ep st steel	94.05
510051P	WC brush set wall mounted lid + ergo handle polished st steel	102.59
510051S	WC brush set wall mtd lid + ergonomic handle st steel satin	102.59
510051W	WC brush set wall mtd lid + ergo handle white epoxy st steel	102.59
510081	Toilet roll holder for bars Ø32-34 grey Nylon	27.79
510081N	Toilet roll holder for bars Ø32-34 white Nylon	27.79
510082P	Double toilet roll holder bright polished stainless steel	29.52
510082S	Double toilet roll holder polished satin stainless steel	29.52
510082W	Double toilet roll holder epoxy coated stainless steel	29.52
510083P	Single toilet roll holder bright polished stainless steel	22.90
510083S	Single toilet roll holder polished satin stainless steel	22.90
510083W	Single toilet roll holder epoxy coated stainless steel	22.90
5100DP2	Right-angled bar (right) Ø32 polished stainless steel	318.32
5100DS	Right-angled bar (right) Ø32 stainless steel satin	318.32
5100GP2	Right-angled bar (left) Ø32 polished stainless steel	318.32
5100GS	Right-angled bar (left) Ø32 stainless steel satin finish	318.32
5100N	Right-angled bar Ø32 white Nylon	251.40
510104S	Anti-lig coat hook Ø90 304 st steel satin (ex-0011040000)	105.59
510110	Shower head holder white Nylon for bar Ø32	26.74
510110NG	Shower head holder grey Nylon for bar Ø32	15.83
510120	Clip-on sliding shower soap dish clear for bar Ø25&32	19.76
510120N	Clip-on sliding shower soap dish white Nylon for bar Ø25&32	19.76
510125S	(ex-0011250000) Replaced by 3459	-
510150	Chrome-plated cover plate (bars 510160-510164-510162-510170)	45.76
510150N	Cover plate white Nylon (for bars 5160N-5164N-5162N-5170N)	34.06
510151S	Female wall sticker 304 st steel satin (ex-0011410000)	21.27
510152S	Male wall sticker 304 stainless steel satin (ex-0011400000)	21.27
510153S	Disabled wall sticker 304 st steel satin (ex-0011370000)	21.27
510154S	WC wall sticker 304 stainless steel satin (ex-0011420000)	21.27
510155S	Mixed disabled sticker 304 st steel satin (ex-0011380000)	22.49
510158	White polyester weighted shower curtain 790 × 880mm + rings	35.78
510159N	Lift-up splash guard curtain rail L. 900mm white Nylon	200.35
510159P	Lift-up splash guard curtain rail L. 900mm polished st steel	200.35
510159S	Lift-up splash guard curtain rail L. 900mm satin st steel	200.35
510160P	Drop-down support rail Ø32 L650 polished stainless steel	268.01
510160S	Drop-down support rail Ø32 L650 stainless steel satin finish	268.01
510161P	Wall support rail Ø32 L650 polished stainless steel	242.47
510161S	Wall support rail Ø32 L650 stainless steel satin finish	242.47
510162P	Drop-down rail with leg Ø32 L650 polished stainless steel	320.02
510162S	Drop-down rail with leg Ø32 L650 stainless steel satin	320.02
510164P	Drop-down support rail Ø32 L850 polished stainless steel	294.80
510164S	Drop-down support rail Ø32 L850 stainless steel satin finish	294.80
510170P	Drop-down rail with leg Ø32 L850 polished stainless steel	345.12
510170S	Drop-down rail with leg Ø32 L850 stainless steel satin	345.12
510201N	Adjustable mirror 600 × 500mm with white Nylon handle	219.77
510202C	Adjustable mirror 600 × 500mm with anthracite handle	190.12
510202N	Adjustable mirror 600 × 500mm with white handle	190.12
510202P	Adjustable mirror 600 × 500mm with polished handle	190.12

References prefixed by * are available while stocks last. References are listed in ascending alphanumerical order.

** Price excludes VAT.

REF.	DESCRIPTION	£ **	REF.	DESCRIPTION	£ **
510202S	Adjustable mirror 600 x 500mm with polished satin handle	190.12	510804MW	DOC M WC basic pack aluminium white	239.23
510300	Removable Comfort shower seat polished stainless steel	454.90	510809MB	DOC M WC basic pack with backrest 320x125 aluminium blue	289.40
510300N	Removable Comfort shower seat white epoxy stainless steel	454.90	510809MW	DOC M WC basic pack with backrest 320x125 aluminium white	289.40
510300S	Removable Comfort shower seat stainless steel satin finish	454.90	510811MB	DOC M Basic Ambulant Disabled Pack aluminium blue	91.73
510400	ALU lift-up shower seat with leg	143.65	510811MW	DOC M Basic Ambulant Disabled Pack aluminium white	91.73
510410	ALU lift-up shower seat with leg - large model	203.94	510819MB	DOC M WC basic pack with backrest 320x250 aluminium blue	303.97
510418	ALU shower stool	112.32	510819MW	DOC M WC basic pack with backrest 320x250 aluminium white	303.97
510420	Lift-up Comfort shower seat polished stainless steel	304.50	510821MB	DOC M Shower pack with lift-up shower seat blue	600.47
510420N	Lift-up Comfort shower seat white epoxy stainless steel	304.50	510821MW	DOC M Shower pack with lift-up shower seat white	600.47
510420S	Lift-up Comfort shower seat stainless steel satin finish	304.50	510827MB	DOC M Shower pack with lift-up shower seat w. leg blue	660.99
510429	Comfort backrest for shower seat polished stainless steel	169.62	510827MW	DOC M Shower pack with lift-up shower seat w. leg white	660.99
510429N	Comfort backrest for shower seat white epoxy stainless steel	169.62	511330B	Grab bar Ø35 L300 blue epoxy aluminium	23.87
510429S	Comfort backrest for shower seat st steel satin finish	169.62	511330W	Grab bar Ø35 L300 white epoxy aluminium	23.87
510430	Lift-up Comfort shower seat + leg polished stainless steel	409.36	511345B	Grab bar Ø35 L450 blue epoxy aluminium	27.59
510430N	Lift-up Comfort shower seat with leg white epoxy	409.36	511345W	Grab bar Ø35 L450 white epoxy aluminium	27.59
510430S	Lift-up Comfort shower seat with leg st steel satin finish	409.36	511360B	Grab bar Ø35 L600 blue epoxy aluminium	30.59
510434	Lift-up Comfort shower seat + backrest polished st steel	472.98	511360W	Grab bar Ø35 L600 white epoxy aluminium	30.59
510434N	Lift-up Comfort shower seat + backrest white epoxy	472.98	511423B	Lift-up shower seat L650 blue epoxy	224.73
510434S	Lift-up Comfort shower seat + backrest st steel satin finish	472.98	511423W	Lift-up shower seat L650 white epoxy	224.73
510436	Lift-up Comfort shower seat + backrest + leg stainless steel	577.84	511431B	Lift-up shower seat with leg L650 blue epoxy	285.27
510436N	Lift-up Comfort shower seat with backrest + leg white epoxy	577.84	511431W	Lift-up shower seat with leg L650 white epoxy	285.27
510436S	Lift-up Comfort shower seat + backrest + leg st steel satin	577.84	511516B	Drop-down support rail Ø32 L760 blue epoxy	125.12
510461P	Wall mtd rect bin 25L polished 304 st steel (ex-0010350100)	111.81	511516W	Basic drop-down rail Ø32 L760 white epoxy	125.12
510461S	Wall mtd rect bin 25L 304 st steel satin (ex-0010350000)	111.81	511628B	Backrest 320x250 blue epoxy aluminium	62.91
510463P	Wall mtd rect bin 38L polished 304 st steel (ex-0010890100)	160.15	511628W	Backrest 320x250 white epoxy aluminium	62.91
510463S	Wall mtd rect bin 38L 304 st steel satin (ex-0010890000)	160.15	511629B	Backrest 320x125 blue epoxy aluminium	50.19
510567	Toilet roll holder 304 stainless steel satin finish	26.28	511629W	Backrest 320x125 white epoxy aluminium	50.19
510580	Liquid soap dispenser 1L polished 304 stainless steel	93.22	511903C	Be-Line grab bar Ø35 L.300 anthracite aluminium	61.34
510581	Liquid soap dispenser 1L white epoxy	82.46	511903W	Be-Line grab bar Ø35 L.300 white aluminium	61.34
510582	Liquid soap dispenser 1L 304 stainless steel satin finish	87.30	511904C	Be-Line grab bar Ø35 L.400 anthracite aluminium	67.47
510583	Liquid soap dispenser 0.5L polished 304 stainless steel	87.63	511904W	Be-Line grab bar Ø35 L.400 white aluminium	67.47
510584	Liquid soap dispenser 0.5L white epoxy	77.52	511905C	Be-Line grab bar Ø35 L.500 anthracite aluminium	73.60
510586	Liquid soap dispenser 0.5L 304 stainless steel satin finish	82.05	511905W	Be-Line grab bar Ø35 L.500 white aluminium	73.60
510587	Electronic liquid soap dispenser	124.66	511906C	Be-Line grab bar Ø35 L.600 anthracite aluminium	79.73
510601P	Folded paper towel dispenser polished stainless steel	109.96	511906W	Be-Line grab bar Ø35 L.600 white aluminium	79.73
510601S	Folded paper towel dispenser stainless steel satin finish	109.96	511909C	Be-Line grab bar Ø35 L.900 anthracite aluminium	98.13
510601W	Folded paper towel dispenser white epoxy	98.91	511909W	Be-Line grab bar Ø35 L.900 white aluminium	98.13
510602P	SD paper towel dispenser pol 304 st steel (ex-0011120100)	148.62	511911C	Be-Line sliding shower head holder anthracite	31.05
510602S	SD paper towel dispenser 304 st steel satin (ex-0011120000)	148.62	511911W	Be-Line sliding shower head holder white	31.05
510603S	*Paper towel dispenser st st satin (while stk then 510601S)	94.71	511912W	Be-Line sliding soap dish for Ø35 bars white	18.08
510621	SPEEDJET automatic hand dryer with pulsed air grey metal	1,147.00	511920C	Be-Line removable lift-up shower seat anthracite alu no leg	279.44
510622	HIGHFLOW automatic air pulse hand dryer bright st st	393.64	511920W	Be-Line removable lift-up shower seat white aluminium no leg	279.44
510622S	HIGHFLOW automatic air pulse hand dryer satin finish st. st.	393.64	511921FW	Be-line shelf with fixing plate for refs 511920 /511930	31.63
510622W	HIGHFLOW automatic air pulse hand dryer white st. st. finish	393.64	511921W	Be-line shelf without fixing plate for refs 511920 /511930	22.08
510627P	Wall mounted soap dish 304 stainless steel, polished	32.96	511930C	Be-Line removable lift-up sh. seat + metallic anthracite leg	229.06
510627S	Wall mounted soap dish 304 stainless steel satin finish	32.96	511930W	Be-Line removable lift-up shower seat with white leg	229.06
510629	Comfort backrest for WC polished stainless steel structure	144.13	511941C	Be-Line corner grab bar Ø35 695x695 anthracite aluminium	175.55
510629N	Nylon Comfort backrest for WC	159.00	511941W	Be-Line corner grab bar Ø35 695x695 white aluminium	175.55
510629S	Comfort backrest for WC stainless steel satin finish	144.13	511944C	Be-Line T-shaped grab bar Ø35 H.1130x500 anthracite alu	191.15
510711S	Soap dispenser 1L rec 304 st steel satin (ex-0013200000)	183.99	511944W	Be-Line T-shaped grab bar Ø35 H.1130x500 white aluminium	191.15
510712S	Paper towel dispenser rec 304 st steel satin (ex-0013120000)	223.60	511946C	Be-Line bar + sliding holder Ø35 H.1050 anthracite alu	144.38
510713S	Bin with push flap 18L rec 304 st st satin (ex-0013320000)	279.49	511946W	Be-Line straight bar + sliding holder Ø35 H.1050 white alu	144.38
510714S	Paper towel disp + 10L bin rec combi unit (ex-0013680000)	360.23	511949C	Be-Line grab bar + shower head rail Ø35 anthracite aluminium	269.05
510715S	Paper towel disp + 30L bin rec combi unit (ex-2015101324)	562.23	511949W	Be-Line grab bar + shower head rail Ø35 white aluminium	269.05
510716S	Dryer, paper towel disp + bin rec combi unit (ex-0013690000)	993.76	511970C	Be-Line L-shaped grab bar Ø35 H.750 anthracite aluminium	167.24
510788P	Single towel rail Ø20 L600 polished stainless steel	32.43	511970W	Be-Line L-shaped grab bar Ø35 H.750 white aluminium	167.24
510788S	Single towel rail Ø20 L600 stainless steel satin finish	32.43	511971C	Be-Line L-shaped grab bar Ø35 H.1130 anthracite aluminium	192.18
510788W	Single towel rail Ø20 L600 white epoxy stainless steel	30.82	511971W	Be-Line L-shaped grab bar Ø35 H.1130 white aluminium	192.18
510790P	Double towel rail Ø20 L600 polished stainless steel	52.21	511982C	Be-Line grab bar 135° Ø35 400x400 3 fix pts anthracite alu	114.48
510790S	Double towel rail Ø20 L600 stainless steel satin finish	52.21	511982W	Be-Line grab bar 135° Ø35 400x400 3 fix pts white aluminium	114.48
510790W	Double towel rail Ø20 L.600 white epoxy stainless steel	49.59	511983C	Be-Line grab bar 135° Ø35 220x220 3 fix pts anthracite alu	103.43
510804MB	DOC M WC basic pack aluminium blue	239.23	511983W	Be-Line grab bar 135° Ø35 220x220 3 fix pts white aluminium	103.43

References prefixed by * are available while stocks last. References are listed in ascending alphanumerical order.

** Price excludes VAT.

REF.	DESCRIPTION	£ **
512066P	Electronic liquid soap dispenser 1L bright pol 304 st steel	170.48
512066S	Electronic liquid soap dispenser 1L pol satin 304 st steel	170.48
512066W	Electronic liquid soap dispenser 1L white epoxy	170.48
5120P2	Corner grab bar 2 walls Ø32 750x750 polished stainless steel	175.13
5120S	Corner grab bar 2 walls Ø32 750x750 stainless steel satin	175.13
5121N	Corner grab bar for shower seat Ø32 white Nylon	186.40
515	*Base with retracting spray head (while stocks last)	109.73
5160N	Drop-down support rail Ø32 L650 white Nylon	255.34
5160P1	Drop-down support rail Ø33.7 L650 polished stainless steel	275.82
5161N	Wall support rail Ø32 L650 white Nylon	213.76
5162N	Drop-down rail with leg Ø32 L650 white Nylon	347.44
5162P1	Drop-down rail with leg Ø33.7 L650 polished stainless steel	322.68
5163P1	Hinged & drop-down support rail Ø33.7 L650 polished st steel	353.68
5164N	Drop-down support rail Ø32 L850 white Nylon	272.08
5164P1	Drop-down support rail Ø33.7 L850 polished stainless steel	281.76
5165P1	Replaced by 510160P	-
5167E1W	Replaced by 5162N	-
5167P1	Replaced by 510162P	-
5169P1	Column for wall or drop down rail H1000 st steel satin	335.21
517000	Urinal siphon F1 1/4" with horizontal outlet Ø32 chr brass	49.28
5170E1W	Replaced by 5170N	-
5170N	Drop-down rail with leg Ø32 L850 white Nylon	364.77
5170P1	Drop-down rail with leg Ø33.7 L850 polished stainless steel	351.53
5180E2W	Replaced by 5180P2	-
5180P2	Grab rail 90° Ø32 300x300 polished stainless steel	101.92
5180S	Grab rail 90° Ø32 300x300 stainless steel satin finish	101.92
5181DP2	Grab rail 45° (right) Ø32 480x320 polished stainless steel	152.00
5181DS	Grab rail 45° (right) Ø32 480x320 st steel satin finish	152.00
5181GP2	Grab rail 45° (left) Ø32 480x320 polished stainless steel	152.00
5181GS	Grab rail 45° (left) Ø32 480x320 st steel satin finish	152.00
530	ECO grab bar Ø25 L300 polished stainless steel	21.59
531	ECO grab bar Ø25 L400 polished stainless steel	24.74
532	ECO grab bar Ø25 L500 polished stainless steel	26.33
536	ECO grab bar Ø25 L600 polished stainless steel	30.25
538300	Replaced by 538400	-
538350	Replaced by 538450	-
538400	*TEMPOFIX 3 urnl frm Ø35 10-38mm(while stk then 543006+778700)	443.94
538400D	*TEMPOFIX 3 urnl frm 1/2" 10-38(while stk then 543006D+778700)	443.94
538450	*TEMPOFIX 3 urnl frm Ø35 40-130(while stk then 543006+778700)	461.46
538450D	*TEMPOFIX 3 urnl frm 1/2 40-130(while stk then 543006D+778700)	461.46
542910	Replaced by 543000 + 430000	-
543000	TEMPOFIX 3 frame elect mains 230/6V for urinals Ø35 kit 1/2	385.53
543000D	TEMPOFIX 3 frame elect mains 230/6V for urinals 1/2" kit 1/2	385.53
543006	TEMPOFIX 3 fr sys time flow or bat for urinals Ø35 kit 1/2	373.86
543006D	TEMPOFIX 3 fr sys time flow or bat for urinals 1/2" kit 1/2	373.86
543100	TEMPOFIX 3 frame elect mains 12V for urinals Ø35 kit 1/2	649.07
5440N	T-shaped shower handrail Ø32 1150x500 white Nylon	202.26
5440P2	T-shaped shower handrail Ø32 1150x500 polished st steel	188.84
5440S	T-shaped shower handrail Ø32 1150x500 stainless steel satin	188.84
5441N	Sliding T-shaped grab bar Ø32 1150x500 white Nylon	219.31
5441P	Sliding T-shaped grab bar Ø32 1160x500 bright polished st.st.	213.97
5441S	Sliding T-shaped grab bar Ø32 1160x500 satin polished st.st.	213.97
5445T2S	Twin hole wall mtd sink mixer swivel underspout L200	151.98
5460N	Straight bar Ø32 +sliding block H1150 white Nylon	139.49
5460P2	Straight bar Ø32 +sliding block H1150 polished st steel	150.37
5460S	Straight bar Ø32 +sliding block H1150 st steel satin finish	150.37
546400	Replaced by 547000DE + 546412	-
546412	TEMPOFIX 3 frame elec WC SS plate kit 2/2 (+547000DE/547005DE)	275.71
5465P2	Replaced by 5460P2	-
547000DE	TEMPOFIX 3 frame elec WC kit 1/2 26-130mm wall Ø110 (+546412)	831.82
547005DE	TEMPOFIX 3 frame elec WC kit 1/2 26-130mm Ø110 (+546412)	847.01
547105	TEMPOFIX 3 frame elec WC 210mm Ø100	1,059.30

REF.	DESCRIPTION	£ **
5481DP2	Grab bar and shower rail (right) Ø32 polished st steel	281.74
5481DS	Grab bar and shower rail (right) Ø32 stainless steel satin	281.74
5481GP2	Grab bar and shower rail (left) Ø32 polished stainless steel	281.74
5481GS	Grab bar and shower rail (left) Ø32 stainless steel satin	281.74
5481N	Grab bar and sliding vert. bar Ø32 white nylon	326.53
5481P	Grab bar and sliding vert. bar Ø32 bright stainless steel	319.22
5481S	Grab bar and sliding vert. bar Ø32 satin stainless steel	319.22
5490DP2	Replaced by 5481DP2	-
5490DS	Replaced by 5481DS	-
5490GP2	Replaced by 5481GP2	-
5490GS	Replaced by 5481GS	-
5490N	Handrail & grab bar for shower seat Ø32 white Nylon	294.61
550	ECO grab rail 135° Ø25 220x220 polished stainless steel	33.16
551	Wall shelf 120x450 polished stainless steel	38.63
551311	Replaced by 790BOX + H9632	-
552	Wall shelf 120x450 white steel	32.34
553	Wall shelf 120x600 polished stainless steel	42.78
554	Wall shelf 120x600 white steel	34.84
5603	Pillar mtd twin hole mixer 100lpm swivel spout Ø22 L300 H380mm	615.24
5610	Deck mtd single hole mixer 100lpm swivel spout Ø22 L300 H315	373.48
5612	Deck mtd single hole mixer 100lpm swivel spout Ø22 L300 H650	630.01
5625	Pre-rinse set with single hole mixer + swivel spout Ø22 L200	708.29
5626	Pre-rinse set with black hose single hole mixer no bib tap	563.80
5630	Pre-rinse set black hose single hole mix vlv head no bib tap	547.09
5632	Black pre-rinse set single hole mix +swivel spout Ø22 L 200	685.26
5633	Black pre-rinse set twin hole mix c-c 150 +swivel spout L200	760.95
5634	Pre-rinse set w black hose wall mtd + swivel spout Ø22 L200	657.35
5636	Pre-rinse set with black hose wall mounted mixer no bib tap	493.74
564000DE	TEMPOFIX 3 fr sys WC TEMPOMATIC 230/6V Ø110 wall fix kit 1/2	344.86
564005DE	TEMPOFIX 3 fr sys WC TEMPOMATIC 230/6V Ø110 self-supp kit 1/2	361.81
564060DE	TEMPOFIX 3 fr sys WC time flow or bat Ø110 wall fix kit 1/2	344.86
564065DE	TEMPOFIX 3 fr sys WC time flow or bat Ø110 self-supp kit 1/2	361.81
5640T2	Single hole mixer 45lpm, swivel spout L200, bakelite control	241.79
5640T3	Single hole mixer 45lpm, swivel spout L300, bakelite control	254.53
5641T2	Twin hole mixer c-c 150mm 60 lpm, tub swivel spout Ø22 L200	325.19
5641T3	Twin hole mixer c-c 150mm 60 lpm, tub swivel spout Ø22 L300	336.03
5645T2	Wall mtd mixer 60lpm, swan neck swivel underspout Ø22 L200mm	248.27
5647T2	Wall mtd mixer 60lpm, swan neck swivel overspout Ø22 L200mm	259.69
5647T3	Wall mtd mix 60lpm, swan neck swivel overspout Ø22 L300mm	265.50
566	Toilet roll holder polished 304 stainless steel	26.28
566TER	Hyperco toilet roll holder polished stainless steel	16.62
5675T2	St steel auto rewind hose reel L. 15m adj trigger hand spray	1,700.51
5676T2	Auto rewind hose reel L. 15m adjustable trigger hand spray	1,408.03
5679	Swivelling bracket for auto rewind hose reel	203.53
5680	Black pre-rinse set w twin hole mixer c-c 150mm no bib tap	642.22
569	Wall mounted rectangular soap basket polished st steel	29.38
576211	Replaced by 578300DE	-
576212	Replaced by 5783212	-
576222	Replaced by 578222	-
576227	Replaced by 578400DE	-
576258	Replaced by 578300DE + 578230	-
576900	Discontinued	-
576910	Discontinued	-
576MUR	Discontinued	-
577	4 x Concealed lugs for mirror, 2 with spring pol st steel	4.41
578	Round mirror studded peg Ø20 chrome plated brass	5.09
578110	PEHD sleeve connector 100/110	23.86
578212	TEMPOFIX 3 WC frame 6L single flush kit 2/2	81.78
578222	TEMPOFIX 3 WC frame 3L/6L dual flush kit 2/2	89.97
578230	TEMPOFIX 3 WC frame 70-130mm dual flush kit 2/2	150.67
578300DE	TEMPOFIX 3 WC frame 10-35 & 70-130mm Ø110 wall fix kit 1/2	397.21
578305DE	TEMPOFIX 3 WC frame 10-35 & 70-130mm Ø110 free-stand kit 1/2	414.73

References prefixed by * are available while stocks last. References are listed in ascending alphanumerical order.

** Price excludes VAT.

REF.	DESCRIPTION	£ **	REF.	DESCRIPTION	£ **
578400DE	TEMPOFIX 3 WC frame 30-60mm Ø110 wall fix kit 1/2	420.59	70000015	TEMPOMIX 2 basin mixer M1/2" ~7sec Ø15 comp fit +stopcocks	207.44
578405DE	TEMPOFIX 3 WC frame 30-60mm Ø110 free-standing kit 1/2	447.16	70000115	TEMPOMIX 2 AB basin mix M1/2"~7sec Ø15 comp fit +stopcocks	218.03
578MUR	Wall reinforcements for TEMPOFIX 3 frame system	31.09	70040015	TEMPOMIX 2 basin mixer M1/2" lever ~7sec Ø15 + stopcocks	232.94
578PMR	TEMPOFIX 3 connection kit, L 580mm for PMR WC bowl	15.41	700BJ	Flow straightener in Hostaform® for TEMPOSTOP 2 & TEMPOMIX 2	3.40
580000	Urinal waste Ø63 1 1/4" vand-resist st steel grid ctrl screw	10.11	702000	TEMPOSTOP 2 basin tap M1/2" ~7sec time flow	134.32
581000	On/Off washbasin waste 1 1/4" stainless steel valve	28.74	702032	Water nozzle for tube Ø32 for squat WC	25.24
596000	Deluxe chrome plated blanking cap Ø45	10.49	702301	TEMPOSTOP 2 AB basin tap M1/2" ~7sec time flow	153.48
598000	Deluxe white blanking cap Ø45	11.52	702351	*TEMPOSTOP 2 AB tap M1/2" Ø15 7sec (while stock then 702301)	160.37
600	2 x Chrome plated supports for shelf L120	13.13	702400	TEMPOSTOP 2 lever operated basin tap M1/2" ~7sec time flow	155.57
600BIS	*2 x Extending supports for shelf (while stock then ref 600)	38.46	702451	*TEMPOSTOP 2 AB lever op tap M1/2" Ø15(while stk then702400)	162.47
60220.10P	10 x Flat filter 0.6 for nut F1/2"	15.76	705000	Connection washer Ø32/55 with clamp for WC	13.69
60221.10P	10 x Flat filter 0.6 for nut F3/4"	17.54	705028	Connection washer Ø28/55 with clamp for WC	17.80
60300.10P	10 x Flat filter in stainless steel 0.3 for nut 3/8"	19.52	709000	Recessed vandal proof ROUND shower head M1/2"	91.00
610	Hypereco robe hook x 1 hook polished 304 stainless steel	8.35	709000CF	Recessed vandal proof ROUND shower head M1/2", 10 lpm	91.00
611	HYGIENA waste 1 1/4" concave grid, adaptable slotted lantern	24.55	709010	Vandal proof ROUND shower head M1/2" for panels 1-15mm	91.55
6110	HYGIENA waste, concave grid, pre-scored snap-off for st. st.	20.03	709010CF	Vandalproof ROUND shower head M1/2", panels 1-15mm, 10 lpm	91.55
61101	Replaced by 611	-	709010GR	ROUND shower head M1/2" with grid for panels 1-15mm	111.29
612	Hypereco robe hook x 2 hooks polished 304 stainless steel	13.68	709150	Vandal proof ROUND shower head M1/2" for walls 180mm	107.63
613	Hypereco robe hook x 3 hooks polished 304 stainless steel	18.66	709150GR	ROUND shower head M1/2" with grid for walls 180mm	127.84
620	Washbasin pop up waste 1 1/4" chrome plated brass	28.05	709200	Vandal proof ROUND shower head M1/2" for walls 230mm	113.64
620003	Discontinued	-	710000	Wall mounted shower arm MM1/2" L95 for shower head F1/2"	37.19
64000	Wall mounted shower head M1/2" with 5 ring spray grid	70.12	710500	Wall mounted soap dish Bayblend® chrome plated matt	33.64
64015	Discontinued	-	710501	Wall mounted soap dish Bayblend® chrome plated bright	33.64
64200	Discontinued	-	711000	GYM COMFORT adjustable scale proof shower head F1/2" Ø45	48.63
6543	*2x Articulated fixings ss + chrome pltd brass (out of stock)	111.10	711002	GYM COMFORT EXTRA adj scale proof shower head F1/2" Ø68	59.77
6555	Glass shelf 120x600 rounded edges	18.73	712000	TONIC JET vandal proof recessed shower head M1/2"	91.00
6564	*Round soap dispenser 0.5L st steel (while stock then 510583)	94.71	712000CF	TONIC JET vandal proof recessed shower head M1/2, 10 lpm	91.00
6566	Hypereco liquid soap disp 1.2L 304 st steel satin finish	56.36	712000GR	TONIC JET vandal proof recessed shower head M1/2"	109.88
6567	Hypereco liquid soap dispenser 1.2L polished 304 st steel	56.36	712010	TONIC JET vandal proof shower head M1/2" for panels 1-10mm	91.49
6568	Spare valve for liquid soap dispenser 6566 & 6567	20.43	712020	TONIC JET vandal proof exposed shower head F3/4" +column Ø16	157.09
6569	Spare level control for soap dispenser 6566 & 6567	5.42	712150	TONIC JET vandal proof cross wall 180mm shower head M1/2"	107.63
6580	Liquid soap dispenser 1L polished stainless steel	137.50	712150GR	TONIC JET vandal proof c-wall 150mm shower head M1/2" + grid	126.50
6581	*Soap dispenser 1L white (while stock then 510581)	122.67	712200	TONIC JET vandal proof cross wall 230mm shower head M1/2"	113.64
6582	Liquid soap dispenser 1L stainless steel satin finish	149.70	713000	Discontinued	-
6583	Liquid soap dispenser 0.5L polished stainless steel	129.80	714000	SPORTING exposed shower kit M1/2" ~30sec time flow valve	243.61
6584	*Soap dispenser 0.5L white (while stock then 510584)	114.78	714002	SPORTING wall mtd rec sh kit M1/2" ~30sec time flow valve	278.97
6586	Liquid soap dispenser 0.5L stainless steel satin finish	140.32	714700	SPORTING 2 anodised alu sh panel M1/2" ~30sec time flow valve	198.61
6590	Paper towel dispenser polished w. central divider st steel	173.18	714700GR	SPORTING 2 anodised alu sh panel M1/2" ~30sec GR shower head	211.45
6601	Folded paper towel dispenser polished stainless steel	168.23	714701	*SPORTING white epoxy shower panel (while stock then 714700)	212.70
6602	Folded paper towel dispenser white epoxy	152.94	714764	Starter for SPORTING shower	23.80
6603D	Hypereco folded paper towel dispenser white ABS	50.90	714765	Starter for SPORTING shower panel	23.80
6606	160 x Folded paper towels	7.18	715000	Ceiling mounted shower head F1/2" with chromed rim Ø80	13.69
6607D	Folded paper towel dispenser stainless steel satin finish	202.28	716000	Ceiling mounted GYM vandal proof shower head F1/2" fixed	47.92
6611	Wall mounted paper towel bin polished stainless steel	207.86	729008	Soap dispenser straight spout 1L bottle, chromed brass	78.31
6612	Wall mounted paper towel bin white epoxy	201.57	729012	Soap dispenser curved spout 1L bottle, chromed brass	82.18
6613D	Automatic hand dryer with adj. nozzle 360° pol 304 st steel	623.60	729108	Soap dispenser straight spout, tube L1200, chromed brass	78.31
6614	Auto. hand dryer with adj. nozzle 360° 304 st steel satin	623.60	729112	Soap dispenser curved spout, tube L1200, chromed brass	82.18
6615	Automatic hand dryer with adj. nozzle 360° white steel	566.91	729150	Wall mounted soap dispenser cross wall 180, chromed	88.57
6617	Wall mounted paper towel bin stainless steel satin finish	252.89	729302	Maintenance kit for soap dispenser type 729150/729012	14.96
6621	Automatic hand dryer white ABS	238.34	729303	Cartridge for soap dispenser type 729150/729200	54.03
6623	*Hand dryer white ABS + grey polycarb (while stock then 6621)	258.47	729308	Cartridge for soap dispenser type 729008	54.03
6624	Wall mounted hairdryer with razor plug white ABS	102.10	729312	Cartridge for soap dispenser type 729012	58.16
6631	Automatic hand dryer polished 304 stainless steel	453.52	729508	Soap dispenser straight spout 0.5L bottle, chromed brass	78.31
6692	Pre-rinse set with single hole mixer + telesc spout L200-290	680.97	729512	Soap dispenser curved spout 0.5L bottle, chromed brass	82.18
6693	Pre-rinse set with white hose single hole mixer no bib tap	546.52	730802.2P	2 x Angled isolating ball valve for PREMIX 3/4"	141.73
6712	Hypereco liquid soap dispenser elbow control 0.9L white ABS	57.61	730803.2P	2 x Angled isolating ball valve for PREMIX 1"	141.73
6784	Single towel rail Ø14 L480 polished stainless steel	33.67	730804.2P	2 x Angled isolating ball valves for PREMIX 1 1/4"	242.62
6786D	Double towel rail Ø14 L480 polished stainless steel	56.27	731002	PREMIX COMFORT 55 group thermostatic mixer M3/4" 55lpm	474.32
682001UK	Floor trap 100x100 hard floors adj H horiz elbow outlet Ø43	45.57	731003	PREMIX COMFORT 90 group thermostatic mixer M1" 90lpm	735.19
683001UK	Floor trap 150x150 hard floors adj H horiz elbow outlet Ø43	77.42	731004	PREMIX COMFORT 140 group thermostatic mixer M1 1/4" 140lpm	1,055.36
683002UK	Floor trap st steel grid Ø114 vinyl floors elbow outlet Ø43	58.32	731005	PREMIX COMFORT 190 group thermostatic mixer M1 1/2" 190lpm	1,363.66
684000	Floor trap with grid 140x140 - vertical outlet Ø40	61.06	731052	PREMIX SECURITY 55 group thermostatic mixer M3/4" 55lpm	474.32

References prefixed by * are available while stocks last. References are listed in ascending alphanumerical order.

** Price excludes VAT.

REF.	DESCRIPTION	£ **
731053	PREMIX SECURITY 90 group thermostatic mixer M1 1/2" 90lpm	735.19
731054	PREMIX SECURITY 140 group thermostatic mixer M1 1/4" 140lpm	1,055.36
731055	PREMIX SECURITY 190 group thermostatic mixer M1 1/2" 190lpm	1,363.66
731200	PREMIX COMFORT T2 group thermostatic mixer M3/4" 55lpm	474.32
731300	PREMIX COMFORT T3 group thermostatic mixer M1 90lpm	735.19
731400	PREMIX COMFORT T4 group thermostatic mixer M1 1/4" 140lpm	1,055.36
731500	PREMIX COMFORT T5 group thermostatic mixer M1 1/2" 190lpm	1,363.66
732115	PREMIX NANO thermostatic mixer Ø15mm nickel body	70.40
732116	PREMIX NANO thermostatic mixer Ø15mm chromed body	82.84
733015	PREMIX COMPACT thermostatic mixer M1/2" rough cast body	100.17
733016	PREMIX COMPACT thermostatic mixer M1/2" chromed body	122.98
733020	PREMIX COMPACT thermostatic mixer M3/4" rough cast body	100.17
733021	PREMIX COMPACT thermostatic mixer M3/4" polished chrome body	122.98
734100	TEMPOGENOU angled MM1/2" lever L350 ~7sec	95.64
735000	TEMPOGENOU inline MM1/2" stud nut lever L350 ~7sec	103.96
735400	TEMPOGENOU inline MM1/2" lever L350 ~7sec	102.08
735447	TEMPOGENOU inline MM1/2", lever L350 ~7sec comp. fittings	108.96
73544715	TEMPOGENOU inline MM1/2", lever L350 ~7sec comp fit + olives	121.58
736001	MONOFOOT floor mounted pedal operated valve MM1/2" stud nut	141.84
736101	MONOFOOT floor mounted pedal operated vlv MM1/2" without nut	136.12
736102	MONOFOOT wall mounted pedal operated vlv MM1/2" without nut	155.85
737152	TEMPOSTOP pillar basin tap M1/2" swan neck spout lever L150	139.77
737202	TEMPOSTOP pillar basin tap M1/2" swan neck spout lever L200	144.31
739000	MIXFOOT floor mounted pedal operated mixer MM1/2" stud nut	162.17
739100	MIXFOOT floor mounted pedal operated mixer MM1/2" w-out nut	158.44
739102	MIXFOOT wall mounted pedal operated mixer MM1/2" without nut	166.30
740000	TEMPOSOFT basin tap M1/2" ~7sec time flow	170.15
740300	TEMPOSOFT 2 basin tap M1/2" ~7sec time flow reinforced fixing	76.62
740500	TEMPOSOFT 2 basin tap M1/2" ~7sec time flow	68.37
741000	TEMPOSOFT wall mounted basin tap M1/2" L80 ~7sec time flow	119.13
741500	TEMPOSOFT 2 wall mtd basin tap M1/2" L110 ~7sec time flow	67.13
741515	TEMPOSOFT 2 wall mtd basin tap M1/2" L110 ~15sec time flow	80.55
741550	TEMPOSOFT 2 wall mtd basin tap M1/2" L150 ~7sec time flow	80.88
741565	TEMPOSOFT 2 wall mtd basin tap M1/2" L150 ~15sec time flow	97.08
741942	Replaced by 741943	-
741943	TEMPOSTOP AB cross wall 200 basin tap M1/2" ~7sec time flow	180.64
741945	TEMPOSTOP AB c-wall 147 basin kit M1/2" ~7sec 2 ctrl spt L75	277.25
74200015	TEMPOSOFT MIX mixer M1/2" ~7sec comp fit Ø15 + stopcocks	249.99
74250015	TEMPOSOFT MIX 2 mixer M1/2" ~7sec comp fit Ø15 + stopcocks	160.44
742510	TEMPOSOFT MIX 2 basin mixer F3/8" ~7sec time flow	144.69
742510LH	TEMPOSOFT MIX 2 basin mixer F3/8" ~7sec time flow + LH	177.47
742520	TEMPOSOFT MIX 2 basin mixer F3/8" ~15sec time flow	172.64
743003	TEMPOSTOP 1/2" cartridge ~3sec time flow	38.77
743005	TEMPOSTOP basin/urinal cartridge ~7sec time flow	38.77
743010	TEMPOSTOP basin/shower cartridge ~15sec time flow	38.77
743080	TEMPOSTOP basin cartridge with disk push button ~7sec flow	68.56
743103	TEMPOSTOP recessed urinal cartridge ~3sec time flow	44.42
743105	TEMPOSTOP AB cartridge basin/urinal ~7sec time flow	52.56
743107	TEMPOSTOP recessed urinal cartridge ~7sec time flow	44.42
743110	TEMPOSTOP recessed shower cartridge ~15sec time flow	44.42
743115	TEMPOSTOP AB basin cartridge ~15sec time flow	51.50
743205	TEMPOSTOP AB cross wall/lever basin cartridge ~7 sec	51.79
743215	TEMPOSTOP AB cross wall/lever basin/shower cartridge ~15sec	52.56
743303	TEMPOSTOP urinal cartridge ~3sec time flow	38.77
743305	TEMPOSTOP cross wall/lever basin/urinal cartridge ~7sec	38.77
743310	TEMPOSTOP cross wall/lever basin/shower cartridge ~15sec	38.77
743323	TEMPOSTOP cross wall/lever urinal cartridge ~3sec time flow	38.77
743428	TEMPOSTOP recessed shower cartridge ~30sec time flow	54.77
743507	TEMPOFLUX WC rec flush valve cartridge ~7sec time flow	68.17
743528	TEMPOSTOP recessed urinal cartridge ~7sec time flow	54.77
743605	TEMPOCHASSE 1 1/4" rec/cross wall cartridge ~7sec time flow	51.75
743622	TEMPOFLUX 2 WC 3/4" recessed cartridge/frame 10-35mm ~7sec	63.21

REF.	DESCRIPTION	£ **
743623	TEMPOFLUX 2 WC 3/4" cross wall flush vlv cartridge ~7sec time flow	62.08
743641	TEMPOSTOP 3/4" recessed shower cartridge ~30sec time flow	51.75
743642	TEMPOSTOP 3/4" c-wall/rec shower cartridge ~30sec time flow	54.77
743643	TEMPOSTOP 3/4" c-wall/rec urinal cartridge ~7sec time flow	48.43
743644	TEMPOSTOP 3/4" recessed shower cartridge ~30sec time flow	62.73
743645	TEMPOSTOP 3/4" recessed urinal cartridge ~7sec time flow	62.73
743677	TEMPOFLUX 2 WC 3/4" recessed/frame 30-60mm cartridge ~7sec	92.17
743700	TEMPOSTOP 3/4" exposed shower cartridge ~30sec time flow	54.77
743702	Discontinued	-
743705	TEMPOCHASSE 1 1/4" lever operated cartridge ~7sec time flow	51.75
743707	TEMPOSTOP 3/4" siphon action urinal cart ~7sec time flow	54.77
743714	SPORTING wall mounted shower cartridge ~30sec time flow	23.80
743715	SPORTING shower panel cartridge ~30sec time flow	23.80
743732	Maintenance kit for PREMIX NANO	34.03
743741	TEMPOSOFT urinal cartridge ~7sec time flow	35.89
743742	TEMPOSOFT basin cartridge ~15sec time flow	35.89
743743	TEMPOSOFT shower cartridge ~30 sec time flow	35.89
743743CF	TEMPOSOFT shower cartridge time flow ~30sec full flow	35.89
743744	TEMPOSOFT urinal cartridge ~3sec time flow	39.84
743747	TEMPOSOFT basin cartridge ~7sec time flow	35.89
743749	TEMPOSTOP 3/4" exposed shower cartridge ~30sec time flow	51.75
743761	TEMPOFLUX WC 3/4" exp. flush vlv cartridge ~7sec time flow	51.75
743762	TEMPOFLUX WC 3/4" rec flush vlv cartridge ~7sec time flow	51.75
743763	TEMPOFLUX WC 3/4" c-wall flush vlv cartridge ~7sec time flow	46.50
743764	Cartridge for TEMPOFLUX 3 exposed AB, dual flush 3L/6L	51.75
743765	Recessed TEMPOFLUX 3 cartridge, dual flush 3L/6L	32.12
743778	TEMPOFLUX exposed urinal cartridge 3sec time flow	47.92
743779	TEMPOSTOP 3/4" WC cartridge ~7sec time flow	51.75
743786	TEMPOMIX wall mounted basin cartridge ~7 sec (after 02/2018)	102.54
743789	TEMPOMIX shower cartridge ~30sec time flow (after 10/2017)	102.54
743790	TEMPOMIX shower cartridge ~30sec time flow (before 10/2017)	102.54
743791	TEMPOMIX basin cartridge, time flow ~7 sec (after 07/2017)	102.54
743793	TEMPOMIX 3 wall-mounted basin cartridge, time flow ~7	107.24
743794	TEMPOMIX 3 basin cartridge ~7sec time flow	71.72
743795	TEMPOMIX basin cartridge ~7 sec time flow (before 07/2017)	102.54
743796	TEMPOMIX wall mounted basin cartridge ~7 sec (before 02/2018)	102.54
743797	TEMPOMIX recessed shower cartridge ~30sec (before 09/2017)	102.54
743798	TEMPOMIX cross wall basin cartridge ~7 sec (before 09/2017)	101.05
743799	TEMPOMIX 3 shower cartridge time flow ~30 sec	107.24
743902	TEMPOSTOP 2 / TEMPOMIX 2 basin cartridge ~15sec time flow	49.12
743907	TEMPOSTOP 2 / TEMPOMIX 2 basin cartridge ~7sec time flow	49.12
743908	TEMPOSTOP 2 / TEMPOMIX 2 AB basin cartridge ~7 sec time flow	62.89
743915	TEMPOSTOP 2 / TEMPOMIX 2 AB basin cartridge ~15sec time flow	62.89
745100	TEMPOSTOP basin tap M1/2" ~7sec time flow + back nut	60.76
745101	TEMPOSTOP AB basin tap M1/2" ~7sec time flow + back nut	70.86
745200	TEMPOSTOP basin tap M1/2" ~7sec time flow + stud nut	64.50
745250	Replaced by 745100	-
745300	TEMPOSTOP basin tap M1/2" ~7sec time flow reinforced fixing	70.60
745301	TEMPOSTOP AB basin tap M1/2" ~7sec back nut with 3 screws	74.18
745351	Replaced by 745301	-
745440	TEMPOSTOP lever operated basin tap M1/2" ~7sec	83.06
745450	Replaced by 745440	-
745460	TEMPOSTOP lever operated basin tap M1/2" ~15sec	99.67
746000	TEMPOSTOP wall mounted basin tap M1/2" ~7sec	45.78
746001	TEMPOSTOP AB wall mounted basin tap M1/2" ~7sec time flow	52.68
746015	TEMPOSTOP wall mounted basin tap M1/2" ~15sec	54.93
746292	TEMPOSTOP wall mtd basin tap M1/2" ~7sec with wall plate	47.88
746410	TEMPOSTOP wall mounted lever operated basin tap M1/2" ~7sec	68.50
747000	TEMPOSTOP exposed shower valve M1/2" inline ~15sec time flow	56.35
747004	TEMPOSTOP chain pull shower valve M1/2" 15sec + GYM COMFORT	140.56
747006	TEMPOSTOP chain pull shower valve M1/2" 15sec + GYM	140.56
747080	TEMPOSTOP exposed shower valve M1/2" disk push button ~7sec	91.38

References prefixed by * are available while stocks last. References are listed in ascending alphanumerical order.

** Price excludes VAT.

REF.	DESCRIPTION	£ **	REF.	DESCRIPTION	£ **
747114	TEMPOSTOP basin tap M1/2" inline ~3sec compression fittings	58.33	753731	Replaced by 753730	-
747121	TEMPOSTOP rec/c-wall basin/shower rough tap M1/2" ~15sec	52.62	753733	Maintenance kit for PREMIX COMPACT	35.22
747122	TEMPOSTOP AB rec/c-shower valve rough M1/2" ~15sec	66.41	753735	Maintenance kit for PREMIX COMFORT 1 1/4" and 1 1/2"	123.18
747214	TEMPOSTOP AB c-wall 200 shower valve kit M1/2" ~15sec ROUND	227.14	753736	Maintenance kit for MONOFOOT	17.54
747500	TEMPOSTOP chain pull shower valve MM1/2" ~15sec time flow	100.24	753739	Maintenance kit for MIXFOOT	23.80
747800	TEMPOSOFT 2 wall mtd exp shower valve M1/2" inline ~30 sec	77.96	753749	Maintenance kit for TEMPOSTOP shower ~30sec time flow	23.80
747801	TEMPOSOFT 2 exp shower kit M1/2" ~30 sec valve + TONIC JET	237.53	753750	Maintenance kit for PREMIX SECURITY 3/4" or 1"	110.34
747942	*TEMPOSTOP AB rec basin tap M1/2" 2 ctrl ~7sec (while stock)	517.95	753751	Replaced by 753750	-
747952	TEMPOSTOP rec/c-wall basin/sh valve M1/2" ~15sec comp fitting	52.62	753755	Maintenance kit for PREMIX SECURITY 1 1/4" and 1 1/2"	123.18
74795215	*TEMPOSTOP rec basin/sh vlv Ø15 ~15sec +olives (while stk)	63.23	753761	Maintenance pack for TEMPOFLUX WC ~7sec time flow	30.26
748000	TEMPOSTOP exposed shower valve M1/2" angled ~15sec time flow	64.59	753763	Maintenance pack for cross wall TEMPOFLUX WC ~7sec time flow	30.26
748057	HOSPITAL time flow trigger hand spray with flow straightener	194.11	753779	Maintenance kit for TEMPOHASSE WC ~7sec time flow	23.80
748058	Time flow trigger hand spray with push button for bed pans	179.69	753790	Maintenance kit for TEMPOMIX shower ~30sec time flow	46.93
748065	HYGIÉNA time flow trigger hand spray with FS for bed pans	201.77	753795	Maintenance kit deck mtd TEMPOMIX basin ~7 sec time flow	46.93
748126	TEMPOSTOP angled basin tap M1/2" rough cast ~7sec + bk nuts	54.26	753796	Maintenance kit wall mtd TEMPOMIX basin ~7 sec time flow	46.93
748130	TEMPOSTOP angled basin tap M1/2" rough cast ~15sec + bk nuts	54.26	754000	Urinal neck tube F1/2" F3/8" for J DELAFON Coquille 2-15 19	19.87
748150	TEMPOSTOP wall mounted basin tap M1/2" ~15sec swivel spout	79.29	754524	Urinal neck tube F1/2" for J DELAFON Coquille + water nozzle	42.74
748151	TEMPOSTOP AB wall mtd basin M1/2" tap ~15sec swivel spout	93.02	755120	Urinal flush tube Ø35mm offset 20mm for TEMPOFLUX urinal vlv	33.42
748626	TEMPOSTOP wall mtd basin tap M1/2" ang rough body ~7sec flow	56.61	756000	Urinal neck tube F1/2" for ALLIA/SELLES + water nozzle	45.87
748630	TEMPOSTOP wall mtd basin tap M1/2" ang rough body ~15sec flow	56.61	756230	Urinal neck tube F1/2" JD Murale 2, Boissiere 2 + water noz	47.80
748800	TEMPOSOFT 2 exposed shower valve M1/2" angled ~30 sec flow	68.98	757000	Urinal neck tube F1/2" + wall plate for ROCA Urito	20.60
749000	TEMPOSTOP exposed shower valve M3/4" 75 lpm ~30sec time flow	86.30	757010	*Neck tube F1/2" for DELABIE RND urinal (while stock lasts)	28.90
749001	TEMPOSTOP exp shower vlv kit M3/4" inline ~30sec + TONIC JET	229.86	757118	Neck tube F1/2" for DELABIE DELTACERAM urinal	34.61
749002	TEMPOSTOP exp shower kit M1/2" comp fitting + TONIC JET	249.10	757135	Neck tube F1/2" TEMPOSTOP TEMPOSOFT 2 for FINO urinal	38.99
749101	Discontinued	-	757160	Neck tube F1/2" for DELABIE DELTA urinal before 12/2018	24.49
749128	TEMPOSTOP rec shower valve F1/2" st steel Ø130 plate ~30sec	118.26	757430	Neck tube + 1/2" union for rec supply for urinal with flexi	36.62
749146	TEMPOSTOP rec/c-wall shower valve M1/2" ~30sec comp fitting	79.80	758021	Urinal water nozzle for stalls M3/8" recessed inlet	24.57
749159	TEMPOSTOP c-wall 150 shower valve kit M1/2" ~30sec + ROUND	233.87	758035	Urinal union M1/2" Ø35 recessed	17.07
749201	Replaced by 749300	-	758135	Urinal neck tube F1/2" Ø35 recessed supply	33.54
749218	TEMPOSTOP recessed shower valve waterproof Kit 2/2 (+749BOX)	161.16	758335	Discontinued	-
749218CXL	TEMPOSTOP recessed shower waterproof CXL Kit2/2 (+749BOX)	185.97	758645	Urinal neck tube F1/2" + water nozzle for ALLIA Amigo 3645	68.56
749239	TEMPOSTOP recessed shower waterproof Kit2/2 ROUND (+749BOX)	242.98	758921	Urinal water nozzle for stalls M1/2" recessed inlet	24.57
749300	TEMPOSOFT aluminium shower panel top inlet valve ~30sec	543.73	759000	Urinal neck tube F3/4" Ø35 for siphon action	29.93
749350	TEMPOSOFT aluminium shower panel top inlet +handset ~30sec	609.35	759090	Urinal neck tube F3/4" from above for JD Patio	37.79
749428	TEMPOSOFT 2 rec shower valve M1/2" ~30 sec + wall plate Ø130	95.82	760000	TEMPOHASSE WC exposed valve MM1 1/4" ~7sec time flow	104.35
749429	TEMPOSOFT 2 recessed shower kit M1/2" ~30 sec valve + ROUND	188.18	760004	TEMPOHASSE WC exp valve kit 1" ~7sec + inline stopcock	229.68
749628	TEMPOSTOP recessed shower valve F1/2" ~30sec st steel plate	118.26	760005	TEMPOHASSE exposed valve 1" ~7sec + elbow stopcock	222.08
749700	TEMPOSTOP exposed shower valve M3/4" 12 lpm ~30sec time flow	94.81	760150	TEMPOHASSE WC c-wall 190 1" + con wash Ø32/55 ~7sec	199.68
749725	*TEMPOSTOP exp shower vlv Ø15 ~30sec(while stk thn 74972515)	100.88	760220	TEMPOHASSE WC rec/plate kit 1" +con wash Ø32/55 ~7sec	267.41
74972515	TEMPOSTOP exposed shower valve Ø15 time flow ~30sec + olives	110.58	760410	Replaced by 760000	-
749770	TEMPOSTOP shower valve M3/4" for panels ~30sec + wall plate	99.65	760450	TEMPOHASSE exp slop hop kit 1" + offset 40 tube Ø32 7sec	267.41
749870	TEMPOSOFT 2 sh valve M1/2" for panels 7mm ~30 sec time flow	73.80	760460	TEMPOHASSE exp for DELABIE slop hop kit 1 1/4" + tube Ø32	260.97
749925	TEMPOSTOP recessed shower valve M1/2" 30sec comp fittings	105.54	760605	TEMPOHASSE WC recessed/c-wall cast MM1 1/4" Ø32 ~7sec flow	88.79
749BOX	TEMPOSTOP rec shower waterproof Kit1/2 (+749218/239/232)	168.47	760627	*TEMPOHASSE rec kit MM1 1/4" ~7sec(while stock then 760220)	188.40
750000	*Urinal neck tube F1/2" for ALLIA Nogent +nozzle (while stk)	57.46	760700	TEMPOHASSE cross wall 190 kit 1" ~7sec + elbow tube Ø32	232.09
750010	Secureflow pneumatic time flow valve com	231.98	761000	TEMPOFLUX WC Ø28 exposed valve M3/4" angled ~7sec time flow	88.97
750020	Secureflow diaphragm actuator	58.07	761001	TEMPOFLUX WC Ø28 exposed valve M3/4" angled ~7sec + stopcock	131.99
751000	Urinal neck tube F1/2" for ALLIA/SELLES + water nozzle	38.30	761002	TEMPOFLUX WC exposed kit F3/4" Ø28 angled ~7sec + stopcock	203.51
751752	Discontinued	-	761003	TEMPOFLUX WC exp kit M3/4" angled ~7sec + tube Ø28 stopcock	194.50
751753	Urinal neck tube F1/2" for VB Losange 7530 + water nozzle	51.08	761004	TEMPOFLUX WC exp kit M3/4" angled ~7sec time flow + tube Ø28	151.48
752000	Urinal neck tube F1/2" Ø35	26.92	761025	TEMPOFLUX WC exp kit M3/4" angled ~7sec valve + tube Ø24/25	102.65
752430	Urinal neck tube Ø 35mm recessed supply	19.56	761200	TEMPOFLUX WC Ø25 c-wall 200mm flush valve M3/4" ~7sec	184.51
753000	Urinal neck tube F1/2" F3/8" Ideal STANDARD/PORCHER Applique	17.80	761627	TEMPOFLUX WC rec valve M3/4" 7 sec st steel plate 220X170	186.88
753005	Maintenance kit TEMPOSTOP basin/urinal ~7sec time flow	18.23	761700	TEMPOFLUX WC c-wall 150 kit M3/4" ~7sec valve + tube Ø32	215.56
753010	Maintenance kit for TEMPOSTOP basin/shower ~15sec time flow	18.23	761900	TEMPOFLUX WC recessed valve M3/4" ~7 sec chromed plate Ø195	199.26
753105	Maintenance kit TEMPOSTOP AB basin/urinal ~7sec time flow	18.23	762150	TEMPOFLUX 2 WC cross wall 145 flush valve M3/4" Ø25 ~7sec	217.22
753115	Maintenance kit TEMPOSTOP AB basin/shower ~15sec time flow	18.23	762901	TEMPOFLUX 2 WC rec vlv M3/4" with box ~7sec single flush	210.15
753148	Maintenance kit TEMPOSTOP siphon action urinal ~7sec	23.80	762902	TEMPOFLUX 2 WC rec valve M3/4" with box ~7sec dual flush	227.81
753149	Maintenance kit for TEMPOSTOP shower ~30sec time flow	23.80	763000	TEMPOFLUX 3 WC F3/4" recessed AB, satin, 3L/6L, kit 2/2	135.68
753303	Maintenance kit TEMPOSTOP basin/urinal ~3sec time flow	18.23	763040	TEMPOFLUX 3 WC recessed AB, chromed, 3L/6L, kit 2/2	200.51
753395	Urinal neck tube F1/2" for PORCHER HygieniQ	23.55	763201	TEMPOFLUX 3 WC AB Ø28 exp valve M3/4" angled ~7sec +stopcock	129.28
753730	Maintenance kit for PREMIX COMFORT 3/4" or 1"	100.72	763203	TEMPOFLUX 3 WC AB exp kit M3/4" Ø28 angled ~7sec + stopcock	186.54

References prefixed by * are available while stocks last. References are listed in ascending alphanumerical order.

** Price excludes VAT.

REF.	DESCRIPTION	£ **
763BOX	TEMPOFLUX 3 WC 3/4" valve recessed AB, 3L/6L, kit 1/2	113.08
764000	Inline stopcock chromed + flow adjustment F1" - F1 1/4"	65.32
764600	Stopcock straight + flow adjustment F1"-F1 1/4" rough	61.29
765000	Elbow stopcock chromed + flow adjustment F1" - F1 1/4"	57.72
765020	Elbow stopcock chromed + flow adjustment FF3/4"	57.26
766001	Elbow flush tube Ø32/55 st steel TEMPOCHASSE WC 1 1/4"	67.14
766002	Elbow flush tube + con washer Ø28/55 for TEMPOFLUX WC 3/4"	62.54
767004	Angled flush tube Ø32 F1 1/4" for squat WC with water nozzle	145.87
767006	Ang flush tube offset slop hop 40mm F1 1/4" + con wash Ø32/55	105.38
769001	Elbow flush tube PE Ø32/55 for TEMPOCHASSE F1 1/4"	50.96
769400	Recessed/cross wall PVC elbow flush tube Ø32	32.43
769500	Recessed/cross wall PVC elbow flush tube Ø32	49.03
770035	Urinal corner wedge L35 I.S.DELAFON, LAUFEN, PORCHER	31.25
770045	Urinal corner wedge L45 ALLIA VILLEROY & BOCH	31.25
771000	SIPHURINOIR vertical siphon with lip seal Ø50/32 H110 chr ABS	31.90
775000	Urinal outlet M1 1/4" socket to seal Ø54, chromed brass	18.61
776000	Urinal outlet M1 1/4" with comp seal Ø50 w-out nut, chr brass	51.26
777000	TEMPOSTOP exposed urinal MM1/2" inline ~3sec + wall plate	56.26
777007	TEMPOSTOP exposed urinal MM1/2" inline ~7sec + wall plate	56.26
777015	TEMPOSTOP urinal kit inline washer Ø35	83.89
777101	TEMPOSTOP urinal kit inline ALLIA Aubagne 2, SELLES	148.34
777130	TEMPOSOFT 2 recessed urinal valve M1/2" ~3sec + wall plate	95.82
777140	TEMPOSOFT 2 urinal vlv MM1/2" for panels 7mm ~3sec time flow	75.28
777200	TEMPOSTOP c-wall 200mm urinal valve MM1/2" ~3sec time flow	103.17
777503	*TEMPOSTOP urinal kit IDEAL STANDARD/PORCHER (while stock)	127.29
777517	TEMPOSTOP urinal kit inline JACOB DELAFON, Coquille 2	161.83
777800	TEMPOSOFT 2 wall mtd exposed urinal valve MM1/2" ~3sec flow	67.04
777807	TEMPOSOFT 2 wall mtd exposed urinal valve MM1/2" ~7sec flow	67.04
777924	TEMPOSTOP recessed urinal valve MM1/2" ~3sec + plate Kit 1/2	57.14
777925	TEMPOSTOP recessed urinal valve MM1/2" ~3sec + plate Kit 2/2	89.70
777930	TEMPOSTOP recessed urinal valve FF1/2" ~3sec + wall plate	81.22
778000	TEMPOSTOP exp urinal valve MM1/2" angled ~3sec + wall plate	62.00
778007	TEMPOSTOP exp urinal valve MM1/2" angled ~7sec + wall plate	62.00
778500	TEMPOFLUX exposed urinal valve M1/2" angled 3 sec + stopcock	122.35
778700	TEMPOFLUX recessed urinal satin st. steel ~3 sec kit 2/2	152.65
778755	TEMPOFLUX exp. urinal valve kit M1/2" angled 3 sec +stopcock	128.10
778756	Discontinued	-
778757	TEMPOFLUX kit M1/2" ~3 sec for DELTA urinals after 12/2018	152.65
778759	TEMPOFLUX urinal valve kit M1/2" ~3 sec for FINO urinals	162.31
778800	TEMPOSOFT 2 wall mounted urinal valve M1/2" angled ~3sec	62.00
778807	TEMPOSOFT 2 wall mounted urinal valve M1/2" angled ~7sec	62.00
778BOX	Recessed waterproof housing for TEMPOFLUX ur. 1/2" (+778700)	104.45
778PIS	Satin stainless steel plate for recessed TEMPOFLUX urinal	57.52
779000	TEMPOSTOP exposed urinal valve MM3/4" inline ~7sec time flow	86.89
779128	TEMPOSTOP recessed urinal valve FF1/2" ~7sec + wall plate	118.26
779221	*TEMPOSTOP rec urinal vlv ~7sec kit 2/2(while stk then 778700)	161.16
779421	TEMPOSTOP rec urinal valve MM1/2" ~7sec time flow + plate	138.86
779427	TEMPOSTOP rec urinal valve FF1/2" ~7sec time flow + plate	131.34
779BOX	*TEMPOSTOP rec urinal ~7sec kit 1/2 (while stk then 778BOX)	197.13
78000	*Exp shower column F1/2" fixed head (while stk then 747801)	127.62
780000	Urinal siphon F1 1/4" with vertical outlet Ø32 chromed brass	86.56
785000	Stall waste + integ siphon, vertical outlet Ø40 with nut	33.58
790000	TEMPOMIX exposed shower mixer M3/4" ~30sec time flow	200.67
790000CXL	Replaced by 790000	-
790001	TEMPOMIX exposed shower mixer kit M3/4" ~30sec time flow	327.68
790006	TEMPOMIX exp shower mixer kit M1/2" ~30sec +stopcocks	402.93
790008	TEMPOMIX exp shower mixer kit M1/2" ~30sec + elbow union	373.74
790100	Replaced by 790300 or 790204	-
790110	Replaced by 790310 or 790214	-
790150	Replaced by 790153	-
790151	*White epoxy pipe cover for shower panel (while stock)	147.79
790152	Aluminium extension for shower panel	158.79

REF.	DESCRIPTION	£ **
790153	St steel telescopic extension for shower panel 350-550x250	211.67
790204	TEMPOMIX st steel shower panel top inlets ~30sec + soap dish	732.51
790204CF	TEMPOMIX SS shower panel top inlets ~30sec 10 lpm +soap dish	732.51
790206	*TEMPOMIX Mineralsteel sh pnl top inlet +SD (then 790204)	790.92
790212	*TEMPOMIX wp. rec sh mix TONIC JET (while stock then 790219)	353.32
790214	TEMPOMIX st steel shower panel back inlets ~30sec +soap dish	732.51
790214CF	TEMPOMIX SS sh panel back inlets ~30sec 10 lpm + soap dish	732.51
790216	Replaced by 790214	-
790218	TEMPOMIX recessed shower mixer waterproof Kit2/2 (+790BOX)	266.54
790218CXL	Replaced by 790218	-
790219	TEMPOMIX recessed sh mixer waterproof Kit2/2 ROUND (+790BOX)	353.32
79030015	TEMPOMIX alu shower panel top inlets Ø15 comp fit ~30sec	586.56
79030515	TEMPOMIX alu shower panel top inlets Ø15 mixer + soap dish	613.44
790310	TEMPOMIX aluminium shower panel mixer hidden inlets ~30sec	579.68
79035015	TEMPOMIX alu shower panel top inlets Ø15 mixer + handset	693.00
790425	TEMPOMIX rec shower mixer M1/2" Ø15 ~30sec time flow + plate	256.39
790427	TEMPOMIX rec shower mixer M1/2" Ø14 ~30sec time flow + plate	256.39
790709	TEMPOMIX recessed/plate shower mixer kit M1/2" + ROUND	348.79
790712	*TEMPOMIX rec shower kit M1/2 + TONICJET(whl stk thn 790709)	348.79
790874	TEMPOMIX exposed shower mixer FFM3/4" ~30sec + elbow unions	252.26
790875	TEMPOMIX exposed shower mixer M1/2" ~30sec + offset unions	371.92
790909	TEMPOMIX recessed shower mixer kit M1/2" plate Ø195 + ROUND	348.79
790912	*TEMPOMIX rec sh kit M1/2" Ø195 TONICJET(whl stk thn 790712)	348.79
790925	TEMPOMIX rec sh mixer M1/2" Ø15 ~30sec time flow plate Ø195	256.39
790927	TEMPOMIX recessed shower mixer M1/2" Ø14 ~30sec plate Ø195	256.39
790970	TEMPOMIX shower mix M3/4" for panels 1-10mm ~30sec time flow	214.04
790BOX	Recessed waterproof box for shower mixer - Kit 1/2	82.82
791201	Replaced by 791300	-
791300	Shower alu panel top inlets mechanical mixer sh head 6lpm	569.57
79130015	Shower alu panel top inlets Ø15 mech mixer sh head 6lpm	569.57
791350	Shower alu panel top inlets mechanical mixer + handset	635.36
791501	Replaced by 791350	-
792218	SECURITHERM therm shower mix rec ~30sec waterproof kit 2/2	410.16
792219	SECURITHERM therm sh mix rec 30sec +ROUND waterproof kit 2/2	471.95
79230015	SECURITHERM thermostatic alu sh panel top inlets Ø15 ~30sec	690.41
792303	SECURITHERM st steel therm shower panel top inlets ~30sec	752.36
792303CF	SECURITHERM SS therm shower panel top inlets ~30sec 10 lpm	752.36
79230415	SECURITHERM SS therm sh panel top inlets Ø15 ~30sec + soap	806.92
792304CF	SECURITHERM SS therm sh panel top inlets ~30sec 10 lpm +soap	787.42
792305	SECURITHERM alu shower panel top inlets ~30 sec + soap dish	697.98
792310UK	SECURITHERM therm alu shower panel UK hidden inlets 30 sec	690.41
792313	SECURITHERM st steel therm shower panel back inlets ~30sec	752.36
792313CF	SECURITHERM SS therm shower panel back inlets ~30sec 10 lpm	752.36
792314	SECURITHERM SS therm sh panel back inlets ~30sec + soapdish	787.42
792314CF	SECURITHERM SS therm sh panel back inlets ~30sec 10 lpm soap	787.42
792320	SECURITHERM therm alu panel top inlets ~30sec handset +fixed	835.32
792324	SECURITHERM therm SS panel top inlets ~30sec handset + fixed	891.16
792330	SECURITHERM therm alu panel rear inlet ~30sec handset +fixed	835.32
792334	SECURITHERM therm SS panel rear inlet ~30sec handset + fixed	891.16
792340	SECURITHERM therm sh panel, alu, top inlet, h/set + firm head	786.12
792344	SECURITHERM st steel therm sh panel top inlets + handspray	891.16
792344CF	SECURITHERM SS therm sh panel top inlets + handspray 10 lpm	891.16
792350	SECURITHERM therm sh panel, alu, conc inlet, h/set + firm head	786.12
792354	SECURITHERM st steel therm sh panel back inlets + handspray	891.16
792354CF	SECURITHERM SS therm sh panel back inlets + handspray 10 lpm	891.16
792380	SECURITHERM therm alu sh panel hidden inlets handset + fix	782.36
79239015	SECURITHERM alu shower panel top inlets Ø15 handset + fix	789.24
79240015	SECURITHERM therm alu sh panel 6V battery-op top inlets Ø15	846.14
792403	SECURITHERM st steel therm sh panel 6V battery-op top inlets	980.28
792403CF	SECURITHERM SS therm sh panel 6V batt-op top inlets 10 lpm	980.28
79240415	SECURITHERM SS therm sh panel 6V batt-op top inlets Ø15 soap	1,032.63
792404CF	SECURITHERM SS therm sh panel batt-op top inlet 10 lpm soap	1,013.69

References prefixed by * are available while stocks last. References are listed in ascending alphanumerical order.

** Price excludes VAT.

REF.	DESCRIPTION	£ **	REF.	DESCRIPTION	£ **
792406	*SECURITHERM Mine. sh pnl top inlet 6lpm +SD (then 792404)	1,147.27	820022	Push-fit connector F22/100 for BIOFIL cartridge A	22.62
792410UK	SECURITHERM therm alu shower panel UK 6V batt-op back inlets	846.14	820023	Push-fit union M1/2" for BIOFIL cartridge A and shower head	22.62
792413	SECURITHERM st steel therm sh panel 6V batt-op back inlet	980.28	820024	Push-fit connector M24/100 for BIOFIL cartridge A	22.62
792413CF	SECURITHERM SS therm sh panel 6V batt-op back inlet 10 lpm	980.28	820025	Push-fit connector M24/125 for BIOFIL cartridge A	22.62
792414	SECURITHERM SS therm sh panel 6V batt-op back inlets + soap	1,013.69	820122	Push-fit connector F22/100 for BIOFIL cartridge P	28.27
792414CF	SECURITHERM SS therm sh panel 6V batt-op back inlets 10 lpm + soap	1,013.69	820124	Push-fit connector M24/100 for BIOFIL cartridge P	28.27
792416	*SECURITHERM Mine. BattShPnl back inlet 6lpm+SD(then 792414)	1,147.27	821	Chrome rail Ø25 can be cut, with soap dish 540mm centres	47.76
792452	SECURITHERM elec therm shower recessed waterproof kit 2/2	636.71	822115	Extension union MF1/2" L100 Ø24 chromed for wall mtd taps	16.59
792459	SECURITHERM elect therm sh mix rec +ROUND waterproof kit 2/2	735.73	822516	Extension union MF1/2" L50 Ø26 chromed for wall mounted taps	13.89
792504	SECURITHERM st st therm shower panel 230/6V top inlet +soap	1,038.20	823	Discontinued	-
792514	SECURITHERM SS therm shower panel 230/6V back inlets + soap	1,038.20	824800	Reinforced plate Ø80 4 screws wall mtd TEMPOMIX, TEMPOSOFT	25.01
792BOX	Waterproof recessed control unit for therm shower kit 1/2	175.76	825015	Inline stopcock union nickel plated MF1/2" L35	11.50
794000	TEMPOMIX 3 basin mixer F3/8" ~7sec time flow with stopcocks	211.65	825215	Inline stopcock union MF1/2" L70 retractable straight nut	26.43
79400015	TEMPOMIX 3 basin mix M1/2" ~7sec time flow + stopcock Ø15	218.33	825216	Discontinued	-
794050	TEMPOMIX 3 basin mixer M1/2" recessed ~7 sec spout L 110	263.86	826315	Back-nut F1/2" 4mm thick with 3 screws and washer	8.14
794055	TEMPOMIX 3 basin mixer M1/2" recessed ~7 sec spout L 190	301.17	827032	Inlet socket union for squat WC Ø28/32	23.11
794100	TEMPOMIX 3 basin mixer F3/8" ~7sec time flow	200.51	828	Replaced by 829	-
794150	TEMPOMIX 3 basin mix F3/8" cross wall 150 ~7 sec spout L 110	200.51	829	Chrome-plated shower head retaining collar Ø25	6.60
794155	TEMPOMIX 3 basin mix F3/8" cross wall 150 ~7 sec spout L 190	237.27	830T1	Black polyamide flexible shower hose L1.5m	18.33
794160	TEMPOMIX 3 basin F3/8" cross wall 150 ~7 sec +stopcock L110	211.65	831T1	Discontinued	-
794165	TEMPOMIX 3 basin F3/8" cross wall 150 ~7 sec +stopcock L190	248.41	832T1	Reinforced metal flexible shower hose double interlock L1.5m	23.39
794200	Recessed TEMPOMIX 3 basin mixer L.110 kit 2/2 (+794BOX3)	209.42	833T1	*Metal shower hose for hand set (while stock then ref 835T1)	50.23
794218	TEMPOMIX 3 rec waterproof shower mixer kit 2/2 (+794BOX)	169.32	834T1	Metalloplastic BIOCOLOR PVC smooth flexible hose L1.5 m	18.01
794219	TEMPOMIX 3 rec waterproof shower kit 2/2 + ROUND (+794BOX)	209.42	834T2	Metalloplastic BIOCOLOR PVC smooth flexible hose L2.00 m	22.70
794250	Recessed TEMPOMIX 3 basin mixer L.190 kit 2/2 (+794BOX3)	220.56	834T3	Metalloplastic BIOCOLOR PVC smooth flexible hose L0.85 m	16.16
794350	TEMPOMIX 3 basin M1/2" exp mixer ~7sec c-c 150 spout L 150	278.49	834T4	Metalloplastic BIOCOLOR PVC smooth flexible hose L1.2 m	18.01
794360	Replaced by 794350	-	835T1	Black nylon flexible for sink hand spray L1.5m	37.25
794370	TEMPOMIX 3 basin M1/2" exp mixer ~7 sec c-c 150 short spout	256.21	836015	Elbow wall union with stopcock MF1/2" L30 H30	37.19
794400	TEMPOMIX 3 shower M3/4" exp mixer ~30 sec c-c 150 top outlet	233.93	836020	Elbow wall union with stopcock M1/2" F3/4" L30 H30	37.61
794450	TEMPOMIX 3 shower kit M3/4" exposed mixer ~30 sec c-c 150	368.01	836215	Elbow wall union with stopcock MF1/2" L20 H30	37.19
794470	TEMPOMIX 3 shower M1/2" exp mixer ~30 sec c-c 150 btm outlet	239.50	836T1	Reinforced PVC SILVER flexible shower hose L1.5m	26.57
794BOX1	Rec waterproof box for TEMPOMIX 3 shower top inlet kit 1/2	245.07	836T3	Reinforced PVC SILVER flexible shower hose L0.85m	24.34
794BOX2	Rec waterproof box for TEMPOMIX 3 shower low inlet kit 1/2	245.07	837T4	Transparent flexible hose L 1.60m for retracting hand spray	40.16
794BOX3	Recessed waterproof box for TEMPOMIX 3 basin mixer - kit 1/2	245.07	838015	Elbow wall union MF1/2" L30 H27	26.01
79500015	TEMPOMIX basin mixer M1/2" Ø15 ~7sec + stopcocks	210.00	838020	Elbow wall union M1/2" F3/4" L30 H29	27.36
795209	TEMPOMIX c-wall 220 basin mixer kit M3/4" ~7sec time flow	361.87	840	*Adj shower head support chrome plated brass (stock then 845)	28.70
79592615	Replaced by 79500015	-	841315	Chromed backplate elbow MF1/2" with stud nut Ø14	30.26
796000	TEMPOMIX wall mtd basin mixer M3/4" ~7 sec with fixed spout	219.77	844	Discontinued	-
796000CXL	Replaced by 796000	-	845	Adjustable shower head holder chrome	12.78
796209	TEMPOMIX c-wall 220 shower mixer kit M3/4" ~30sec + ROUND	384.58	845527.2P	2 x Fastfix Connector for walls for pipes Ø15 M3/4"	21.89
796838	TEMPOMIX wall mtd basin mix M1/2" ~7sec fix spout+ang unions	265.69	846815.2P	*2x C-wall inline union 76 MF1/2" L115 +plate Ø50(while stk)	47.37
798152	TEMPOMIX wall mounted basin mixer M3/4" ~7sec swivel spout	229.53	847327.2P	*2 c/w inline S/P unions M1/2" M3/4" (stock then 855755UK.2P)	49.12
798152CXL	*TEMPOMIX w-mtd basin mix M3/4" CXL (while stock then 798152)	275.39	850	Shelf for dual control thermostatic shower mixers	33.42
801	Single jet shower kit with bar Ø22	55.78	855027.2P	*2 x offset S/P unions (while stock then 855722.2P)	46.73
803	5 jet shower kit with bar Ø25	96.22	855755UK.2P	2 x STOP/CHECK unions M1/2"-M3/4" inline	66.72
806	Single jet shower kit with bar Ø25	89.52	856027.2P	2 x S union M1/2" M3/4" with cover plate, offset 12mm	28.66
806794	Union M1/2" F3/4" for flexible with TEMPOMIX 3 shower	6.42	856127.2P	2 x S union M1/2" M3/4" with cover plate, offset 11mm	16.06
807792	Removable push-fit rapid STOP connector FM1/2" for sh panel	54.28	856794.2P	2 x S union M1/2" M3/4" with cover plate, offset 11mm	25.13
809.50P	Replaced by 809B.25P or 809Y.25P	-	857027.2P	2 x S union M1/2" M3/4" with cover plate, offset 21mm	47.92
809B.25P	25 x blue disposable shower kits	191.58	865127.2P	2 x Pillar unions M1/2" M3/4", without nut H64	41.92
809Y.25P	25 x yellow disposable shower kits	191.58	868121	Wall mounted elbow outlet MM1/2" H33 for shower	32.59
810	*Single jet shower head M1/2" chrome (while stock then 811)	9.60	870027.2P	2 x Deluxe pillar unions M1/2" M3/4", H70 Ø14	71.29
811	Single jet shower head M1/2" chrome Ø70, scale resistant	13.37	874220.2P	2 x Elbow union FF3/4" with captive nut	51.81
811315	St steel flexible union FF1/2" L300	12.17	880	Auto-draining device for shower mixers	31.15
811610.2P	2 x Copper tails M10 x 1 L365mm	38.00	88CH5	Ceiling mtd shower head F1/2" chromed brass 5 rings	29.93
811611.2P	2 x Copper tails M11 x 1 L365mm	38.00	9102	Wall mounted safety eye wash with bowl	354.13
811612.2P	2 x Copper tails M10 x 1 L385mm	58.57	9108	Horizontal safety wall mounted shower	173.70
813	5 jet shower head M1/2" chrome Ø100, scale resistant	35.00	9120C	Wall-mounted single spray eye wash + identification sign	141.67
814	Replaced by 813/815	-	9121	Wall-mounted dual spray eye wash + identification sign	155.81
815	Single jet shower head M1/2" Ø100, scale resistant	31.92	9140C	Deck-mounted single spray eye wash + identification sign	185.56
816	Twin jet shower head M1/2" with inverter, scale resistant	39.74	9141	Deck-mounted dual spray eye wash + identification sign	212.30
820	Chrome rail Ø22 can be cut, with soap dish 620mm centres	34.03	91AA75	Safety aerator covers for eye wash	6.99

References prefixed by * are available while stocks last. References are listed in ascending alphanumerical order.

** Price excludes VAT.

REF.	DESCRIPTION	£ **
9201	Safety free standing eye wash with bowl	573.72
9203	Safety free standing eye wash and shower combination	842.85
921022.2P	2 x Star shaped flow straightener F22/100	7.49
921022.50P	50 x Star shaped flow straightener F22/100	160.45
921024.2P	2 x Star shaped flow straightener M24/100	7.49
921024.50P	50 x Star shaped flow straightener M24/100	160.45
922016.2P	2 x Flow straightener M16.5/100	6.99
922022.2P	2 x Eco flow straightener adjustable flow rate F22/100	8.55
922024.2P	2 x Eco flow straightener adjustable flow rate M24/100	8.55
9225	Safety shower head	48.85
923016.2P	2 x BIOSAFE outlets M16.5/100	6.99
923022	BIOSAFE outlet with collar F22x100, 5L	6.08
923024	BIOSAFE outlet with collar M24x100, 5L	6.08
925616.2P	2 x Scale-resistant aerators M16.5/100	12.05
925622.2P	2 x Scale proof aerators F22/100 + eco washer	12.11
925624.2P	2 x Scale proof aerators M24/100 + eco washer	12.11
926622.2P	Discontinued	-
926624.2P	Discontinued	-
927005.5P	5 x Flow-rate regulator 5-6 lpm FM1/2"	55.66
927015.5P	5 x Flow-rate regulator 10 lpm FM1/2"	55.66
941120	Wall mounted fixed L-shaped spout M1/2" L120 - H60 adj FS	35.77
941202	Discontinued	-
941922	Wall mtd L-shaped spout for panels 1-10mm M1/2" L120 H60 FS	43.24
942040	Spout for cross wall 30mm M1/2" L75 flow straightener	55.70
942200	Spout for cross wall 230mm M1/2" L75 flow straightener	63.43
943200	Under spout L200 F3/4"	55.27
943200100	Tubular swivel under spout Ø22 L200mm, nut 3/4"	62.40
943200100M	Tubular swivel spout Ø22, H.105 L.200mm nut 3/4" (for 2519)	66.43
943200110	Tubular swivel under spout Ø22 L300mm, nut 3/4" and brass FS	66.43
943300110	Tubular swivel under spout Ø22 H.80 L.300mm, nut 3/4"	97.97
947085	Discontinued	-
947120	Wall mounted fixed spout M1/2" L110 H16 Ø32 adjustable FS	59.10
947135	Wall mtd fixed spout M1/2" L120 H16 Ø32 adj FS + plate Ø60	68.90
947151	Fixed spout for walls 165mm M1/2" L120 Ø32 adjustable FS	95.48
947157	Fixed spout for walls 165mm M1/2" L170 Ø32 adjustable FS	114.96
947170	Wall mounted fixed spout M1/2" L160 H16 Ø32 adjustable FS	76.03
947185	*Wall mtd spt M1/2 L170 H16 Ø32 plate Ø60(whl stk thn947170)	85.09
947200	Fixed under spout L.200mm F3/4"	50.88
963150125F	Swivelling tubular over spout Ø22, H.120 L.150 nut 3/4"	59.40
963150923F	Tube swivel spout Ø22 BIOSAFE open flow outlet H100 L150mm	66.86
963200145F	Tubular swivel overspout Ø22, H.160 L.200mm nut 3/4"	63.92
963200245F	Tubular swivel overspout Ø22, H.225 L.200mm nut 3/4"	65.80
963200923F	Tube swivel spout Ø22 BIOSAFE open flow outlet H120 L200mm	79.01
963300145	Replaced by 963300145F	-
963300145F	Tubular swivel overspout Ø22, H.120 L.300mm, nut 3/4"	80.99
963300245	Replaced by 963300245F	-
963300245F	Tubular swivel overspout Ø22, H.225 L.300mm, nut 3/4"	83.44
963300245G	Swan neck overspout Ø22 L300 nut 3/4" + brass FS	86.83
963300923F	Tubular swivel spout Ø22 BIOSAFE open flow outlet H245 L300	97.24
966230	Telescopic swivel spout F3/4" L200-290mm	68.42
966380	Telescopic swivel spout F3/4" L300-470mm	82.11
967152	Swivel swan neck spout M1/2" L150 H120 adj flow straightener	38.34
967202	Swivel swan neck spout M1/2" L200 H200 adj flow straightener	40.41
969024.2P	2 x Spout reducer M1/2", M24/100	14.81
981142	Fixed cast spout M1/2" L140 H120 adj flow straightener	78.54
983615	ECONOMIX 15/3 thermostatic mixing valve	125.00
983622	*ECONOMIX 22/3 thermostatic mixing valve (while stock)	140.00
990123	2 x Lithium batteries 3V type 123A for elect unit 495446BC	16.85
990223	Lithium battery 6V type 223 for units 479446, 490446, 492446	18.94
993615	ECONOMIX 15/3 Combi thermostatic mixing	150.00
993622	*ECONOMIX 22/3 Combi thermostatic mixing (while stock)	180.00
999049	4 x Vandal proof screws TORX M5x25 + pegs	6.48

REF.	DESCRIPTION	£ **
A22D75	Safety aerator F22/100 for drench hose	15.35
A22LY75	Safety aerator F22/100 for eye wash	15.35
BA9915	2 x 15mm Combi angled inlet assembly	69.55
BA9922	2 x 22mm Combi angled inlet assembly	89.34
BJ13V	Flow straightener Ø13 in Hostaform®	1.46
C151AH75	2 x Connectors with non-return valve FM3/8"	18.27
C282025	2.5mm Allen key to adjust flow rate on Eco flow straightener	9.50
C291AH75	2 x Connectors with non-return valves FM1/2"	21.95
C355AA75	*Piston for hand spray trigger pre 03 (while stock)	34.69
CEL378150V	Detector + L1.50m cable for BINOPTIC, TEMPOMATIC 2	76.90
CEL378499V	Detector + L5m cable for BINOPTIC, TEMPOMATIC 2	129.38
CEL378V	Detector + L0.70m cable for BINOPTIC, TEMPOMATIC 2	59.97
CF	Vandal proof adjustable nozzle M24x1.25 limited to 10 lpm	9.34
CPP32P	Solid cover plate Ø72 UltraPolish polished stainless steel	11.96
CPP32S	Solid cover plate Ø72 UltraSatin stainless steel satin	11.96
CXL	Control CXL metal for TEMPOMIX basin + shower	46.32
D2553	Pillar tap M1/2" with Long-Life valve head H190 L150	111.96
D273015	Deck mounted tap MM1/2"	65.14
D275058	Bed pan push button operated hand spray with stopcock	159.78
D275059	Oven cleaner w. push button, food grade reinforced hose L125	154.31
D275065	Bed pan trigger hand spray with flow straightener, stopcock	191.54
D275150	Wall mounted tap M1/2" with swivel spout L150	60.52
D275200	Wall mounted tap M1/2" with swivel spout L200	62.83
D276020	Wall mounted tap for washing machines M1/2", M3/4"	34.90
DOCMEXP1	DOC M Exposed shower pack white epoxy coated	1,533.35
DOCMEXP2	DOC M Exposed shower pack blue epoxy coated	1,533.35
DOCMREC1	DOC M Recessed shower pack white epoxy coated	1,690.00
DOCMREC2	DOC M Recessed shower pack blue epoxy coated	1,690.00
FLEXPEX2	2 x PEX Flexible connector M10x1 F3/8" L420mm	39.68
FLEXPEX3	2 x PEX flexible connector M10x1 F3/8" L525mm	45.31
FLEXPEX4	2 x PEX flexible connector M10x1 F3/8" L660mm	55.84
FLEXPEX5	Discontinued	-
FLEXPEX6	2 x PEX flexibles, rotating L467mm	46.73
G6432	Pre-rinse set white hose wall mtd mix +telesc spout L200-290	588.95
G6433	Pre-rinse set with white hose wall mounted mixer no bib tap	464.37
G6532	White pre-rinse set mixer c-c 100-240 + tel spout L200-290	648.28
G6533	White pre-rinse set w twin hole mixer c-c 100-240 no bib tap	523.76
G65602	Deck mtd mixer 100-240 c-c vlv head controls spout L200 H250mm	254.04
G65603	Deck mtd mixer 100-240 c-c vlv head controls spout L300 H340mm	279.50
G6632	Pre-rinse set single hole mix ctrl knob +telesc spt L200-290	620.41
G6633	Pre-rinse set white hose single hole mix ctrl knob no bib tap	495.89
G66452	Single hole mixer 45lpm, swivel spout L200mm, control knobs	198.81
G66453	Single hole mixer 45lpm, swivel spout L300mm, control knobs	219.93
G6679	Wall mtd mixer valve head control + telesc spout L200-290mm	197.31
GR	Rain effect spray grid M24x1.25 - shower heads 709/712/714/716	20.38
H9600	SECURITHERM thermostatic sequential basin mixer H85 L120	300.00
H960015	SECURITHERM sequential basin mixer H85 L120, lever L146 15mm	302.00
H960015L	SECURITHERM sequential basin mixer H85 L120, lever L100 15mm	300.00
H9600610	SECURITHERM seq basin mixer H85 L120 lever L146 copper tails	330.00
H9600610L	SECURITHERM seq basin mixer H85 L120 lever L100 copper tails	328.00
H9605	SECURITHERM therm sequential BIOCLIP basin mixer H85 L120mm	340.00
H960515	SECURITHERM seq BIOCLIP basin mixer H.85 L.120 L.146, 15mm	342.00
H960515L	SECURITHERM seq BIOCLIP basin mixer H.85 L.120 L.100, 15mm	340.00
H9605610	SECURITHERM seq BIOCLIP basin mix H85 L120 lever L146 copper	370.00
H9605610L	SECURITHERM seq BIOCLIP basin mix H85 L120 lever L100 copper	368.00
H9611P	SECURITHERM therm seq mixer st steel BIOCLIP spout inline SC	438.69
H9612	SECURITHERM therm sink mixer swvl spt/ret spray, short lever	378.78
H9613	SECURITHERM therm sink mixer +column with retracting handset	395.74
H9614P	SECURITHERM seq mixer st st BIOCLIP spout c-c 200 inline SC	437.90
H9615	SECURITHERM therm seq mixer st steel BIOCLIP spout w columns	499.01
H963015	SECURITHERM therm seq shower mixer btm outlet inline SC, 15mm	296.01
H9630HYG	Auto-drain shower kit with therm seq mixer H9630, offset SC	370.00

References prefixed by * are available while stocks last. References are listed in ascending alphanumerical order.

** Price excludes VAT.

REF.	DESCRIPTION	£ **	REF.	DESCRIPTION	£ **
H9630KIT	Shower kit with therm sequential mixer H9630, offset SC	370.00	KB7015	BINECO maintenance kit for basin 15sec time flow	16.61
H9630SHYG	Auto-drain shower kit with therm seq mixer H9630S offset std	345.00	KB7025	BINECO maintenance kit for shower ~25sec time flow	16.61
H9630SKIT	Shower kit with therm sequential mixer H9630S, offset std	345.00	KBP311N	BINECO maintenance kit for shower starter and fountain 83-84	9.96
H9632	SECURITHERM seq recessed waterproof shower kit 2/2 (+790BOX)	305.00	LH	Long lever LH	41.32
H9634	SECURITHERM thermostatic sequential shower panel back inlets	718.48	N009AG75	Ceramic cartridge Ø40 with base plate and flow rate limiter	60.94
H9635	SECURITHERM therm seq shower panel back inlets + handset	814.28	N109AG75	Ceramic cartridge Ø40 with base plate, no flow rate limiter	28.90
H963615	SECURITHERM sequential shower panel copper inlets w. handset	820.56	N148AA75	Ceramic cartridge Ø40 no base, no flow rate limiter	27.89
H9637	*Mineralsteel SECURITHERM sh pnl (while stk then H9636/H9639)	898.11	N201AG75	Ceramic cartridge Ø40 no base flow limiter for elec. models	62.28
H9638	*Mineralsteel SECURITHERM sh pnl (while stk then H9636/H9639)	898.11	N243	Ø35mm ceramic sequential cartridge with base	37.33
H963915	SECURITHERM sequential shower panel copper inlets Ø15	724.15	N243I	Sequential Ø 35mm ceramic cartridge with base + link	50.88
H964015	SECURITHERM therm seq shower mixer top outlet inline SC, 15mm	296.01	N248AA75	Ceramic cartridge Ø40 no base with flow rate limiter	54.81
H964115	SECURITHERM thermostatic sequential exposed shower kit, 15mm	505.35	N252	Ceramic pressure balancing EP cartridge Ø40 with base plate	83.73
H9642	SECURITHERM remote thermostatic sink mixer, Hygiene lever	252.14	N262	Ceramic cartridge Ø35 with EP Pressure Balancing	75.93
H9716	SECURITHERM therm sink mixer with swivel spout H230 L190	379.90	N421AJ75	Thermostatic cartridge 1/2" NF	164.40
H9719P	*SECURITHERM therm mix BIOCLIP spout (while stk then H9611P)	447.65	N434AH75	Cartridge Ø35 without base plate for 3020, 2303 & 2312 range	57.84
H9726	SECURITHERM thermostatic basin mixer swivel spout H210 L150mm	379.90	N96	SECURITHERM thermostatic cartridge for basin/snk H9610/ 14P/11	159.64
H9739	SECURITHERM thermostatic shower mixer, offset SC	280.31	N9630	SECURITHERM thermostatic cartridge for showers H9630/40	159.64
H9739HYG	Auto-drain shower kit with therm mixer H9739, offset SC	344.86	N96L	SECURITHERM thermostatic cartridge for basin/snk H9600/05	159.64
H9739KIT	Shower kit with thermostatic mixer H9739, offset SC	378.78	N9719	*Therm cartridge for SECURITHERM H9718/H9719 (while stock)	139.55
H9739S	SECURITHERM thermostatic shower mixer, offset std	249.79	N9726	Thermostatic cartridge for SECURITHERM basin H9726	158.12
H9739SHYG	Auto-drain shower kit with therm mixer H9739S, offset std	302.10	N9752	Discontinued	-
H9739SKIT	Shower kit with thermostatic mixer H9739S, offset std	336.03	N9769	Thermostatic cartridge for SECURITHERM H9769	169.60
H9741HYG	AD shower kit with Securitouch therm mixer H9741, offset SC	345.00	N97L	Thermostatic cartridge for SECURITHERM shower H9739/S	139.55
H9741KIT	Shower kit with Securitouch therm mixer H9741, offset SC	345.00	N97LR	Thermostatic cartridge for SECURITHERM shower H9741/H52	139.55
H9741SHYG	AD shower kit with Securitouch therm mixer H9741S offset std	318.00	NS262	Ceramic cartridge Ø35 with base plate	58.41
H9741SKIT	Shower kit with Securitouch therm mixer H9741S, offset std	318.00	NSB262	Ø35mm ceramic cartridge with base and centering ring	58.41
H9741TP	SECURITHERM therm Securitouch shower mixer inline, SC TMV3	282.00	P120AA75	Guided washer head Ø22.5 + cover (5800 range)	77.15
H9752P	SECURITHERM therm Securitouch shower bath mixer, inline SC	423.30	P271AA85	Valve head 1/4 left turn Hot Water + lever	74.39
H9769	SECURITHERM thermostatic BIOSAFE shower mixer, offset SC	291.71	P272AA85	Valve head 1/4 right turn Cold Water + lever	74.39
H9769HYG	AD shower kit with Securitouch therm mixer H9769, offset SC	348.24	P295AA85	Valve head 1/2 left turn Hot Water + lever	74.39
H9769KIT	Shower kit with Securitouch therm mixer H9769, offset SC	382.17	P296AA85	Valve head 1/2 right turn Cold Water + lever	74.39
H9769S	SECURITHERM thermostatic BIOSAFE shower mixer, offset std	260.06	P418AJ75	Discontinued	-
H9769SHYG	AD shower kit with Securitouch therm mixer H9769S offset std	316.58	P482AJ75	Ceramic head 1/2" 1/4 right turn	21.31
H9769SKIT	Shower kit with Securitouch therm mixer H9769S, offset std	350.51	P9775	SECURITHERM ceramic head 1/2" 1/4 turn	29.67
KB182N	BINECO maintenance kit for bed pans trigger spray 434092/182	13.77	V668AH75	Nameplate for safety shower	27.40
KB7007	BINECO maintenance kit for basin/urinal ~7sec time flow	16.61	V669AH75	Nameplate for safety eye wash	27.40

References prefixed by * are available while stocks last. References are listed in ascending alphanumerical order.

** Price excludes VAT.

Unless otherwise agreed in writing these conditions constitute the only conditions upon which DELABIE UK Ltd. ("The Company") is willing to supply the goods specified.

The Company does not sell directly to members of the public:

- The price list is provided for guidance only and does not constitute a contract. The wholesalers and installers are free to determine their prices in accordance with current regulations, taking into account their costs, services and warranty costs they bear.
- The Terms and Conditions are valid for all wholesale customers.

For all other professionals (manufacturers, export, etc.) or for any special manufacturing request, please contact us.

ORDERS AND QUOTATIONS:

These will be processed in order of receipt. All orders sent imply acceptance of our general terms and conditions of sale and customers waive any claims that may arise from clauses in their own documentation which may differ.

The customer agrees to these terms from the moment that we receive their order, which cannot be cancelled. Orders are accepted without obligation to deliver the order in full in one delivery.

Our commercial representatives are not authorised to agree additional terms verbally, or to provide verbal guarantees beyond those provided in the written contract. In the event of default or delayed payment, the Company will be entitled to suspend deliveries or cancel existing orders without any claim for damages from the customer.

In the event of a change in circumstances of the buyer, we reserve the right to cancel existing orders or to demand payment guarantees.

Our quotes do not amount to specifications; specifiers and professional installers are solely responsible for the choice of products according to their intended use, current regulations and recommended guidelines.

PRICE:

Deliveries are invoiced according to the conditions in place at the date of despatch. Prices are given without guarantee and they may be changed without notice subject to fluctuations in costs, VAT or other taxes, according to the prevailing economic conditions.

Price increases will be announced one month prior to their application, and they apply to quotes and orders in hand.

Orders will be despatched free-of-charge for all deliveries within mainland UK, excluding express deliveries.

PAYMENTS:

Unless otherwise stated, prices quoted are ex-works and are exclusive of value added tax. All prices will be subject to any value added tax at the appropriate rate. Payment terms, subject to credit approval and prior agreement, are strictly 30 days from invoice date. According to individual credit conditions and/or insurance requirements The Company reserves the right to request payment in advance of despatch of goods on receipt of order. We do not give discounts for early payment.

The company understands and will exercise its statutory right to claim interest and compensation for debt recovery costs under the Late Payment of Commercial Debts (interest) Act 1998 legislation if invoices are not paid according to agreed credit terms.

In the case of late payment a cash payment may be required, replacing existing conditions.

We will not accept any set-off, only our assets have a legal value.

DELIVERY TIMES:

Despatch dates are indicative only and we shall not be liable for any delay or failure in carrying out our obligations where the delay or failure to deliver is caused by risks of manufacturing or where the cause is beyond our control. Delivery delay will not give rise to compensation payment or goods rejection.

SHIPPING:

Orders are sent to our distributors. We do not deliver to site. The buyer assumes responsibility for carriage and packing costs. The goods are always forwarded at the buyer's own risk, whatever the method of transport, even if the carriage is free and special conditions have been granted. The carrier is solely responsible for their delivery, and in the event of delay, missing items, damage or other dispute, the customer must indicate this via the delivery driver's paperwork (either electronically or in hard copy) AND follow up with written notification sent by recorded delivery within 24 hours. A copy of this letter must be addressed to us.

CLAIMS:

No claim will be allowed where the delay in reporting exceeds 8 days following receipt of the goods.

The whole of the delivery cannot be rejected because of partial damages and shortages.

PROPERTY IN GOODS:

Notwithstanding any agreed terms of sale, the goods shall remain the property of the seller until payment is made in full. The failure to meet a payment deadline may result in the reclamation of these goods. The buyer assumes the risks of loss or damage, regardless of the means of delivery, as described in 'DELIVERY TIMES' and 'SHIPPING' above, as well as liability for the damage they might cause.

WARRANTY AND RESPONSIBILITY:

Our products are warranted against any manufacturing defect for a period of 10 years, including electronic controls, excluding other electrical accessories (e.g. hand dryers, etc.) which have a 3-year warranty from the invoice date. This does not apply to products with an expiry date.

This warranty is limited to replacement or repair of defective components as determined by our workshops in France but excludes the cost for spoilage, handling and carriage or compensation whatever it is. We are not responsible for handling charges and the cost of returning products to our workshops.

Disasters or major water damage as a result of manufacturing defects are covered by our product and/or public liability insurance.

Our warranty and responsibility does not include the following:

- installation that does not comply with the technical specification or current recommended guidelines;
- worn parts;
- non-compliance with installation, user and maintenance guides;
- other factors independent of our products' quality, for example: detergents or abrasive cleaning products, the action of hard water, foreign bodies (e.g. gravel, sand, iron filings, scale, etc.), chemical and electrolytic phenomenon;
- lack of supervision, poor storage or poor maintenance;
- product modifications or actions by the customer, or a third party, without our authorisation using non-DELABIE components and/or consumable items.
- products past their expiry date.

The water-tightness of connections, joints and the product housing is the responsibility of the professional responsible for installation, and must be guaranteed by them. Warranty excludes joints, valves, washers and rubber seals. However they would be supplied if the warranty application requires them. Any finishes other than chrome or nickel are also excluded from the warranty.

In the event that the product has been discontinued or manufacturing methods have changed and replacements are not available, similar alternative products will be offered. Replacement under warranty will not extend the duration of the original warranty.

Legal warranty of latent defects applies in any event.

SPARE PARTS:

Spare parts and mechanisms that are essential to ensure the correct operation of our products will be held in stock for the duration of the guarantee. They are listed at the back of our catalogues.

RETURNS:

Goods may not be returned to us for credit without our prior written approval obtained by the buyer from the Company and they are received in a good state (determined by our goods inwards department). All transportation costs for returned goods must be paid by the buyer. Goods must be returned with good protective packaging.

Deliveries less than a month old will be refunded at the invoiced price. For deliveries older than one month, a deduction will be made for checking, handling and administration costs. A repair and re-stocking fee will apply where appropriate.

Product returns are not permitted in the following circumstances: discontinued products, specially manufactured products, technical or aesthetic evolution of the product since the date of purchase, scratched or damaged products, products purchased more than one year previously, products with an expiry date. If sent to DELABIE, those products outside the scope of returns will be immediately destroyed/recycled, and will not be returned to the customer.

The schedule of standard deductions is as follows:

- return less than 1 month: refund at invoiced price
- return between 1 and 3 months: deduction of 15%
- return between 3 months and 1 year: deduction of 30%
- return after 1 year: no refund possible.

CLEANING - MAINTENANCE:

Clean with slightly soapy water only, using a soft cloth or sponge, rinse and dry thoroughly. Do not use abrasive or chlorine-based products (with a hydrochloric acid base), or dyes.

PHOTOGRAPHS AND DRAWINGS:

All photos, drawings or illustrations are for illustrative purposes only, without contractual obligation, and may be subject to change without notice. We reserve the right to modify designs and dimensions without notice and without recourse. This applies to all references, dimensions, information contained in various documents, catalogues, installation guides, price lists and websites, which can be modified or discontinued at any time without notice.

INTELLECTUAL PROPERTY AND USE OF CONTENT:

The content (including but not limited to the information, text, graphics, data, images, photos, visuals, videos and soundtrack, and the format of all these elements and our catalogues, websites, etc.) are protected under copyright and/or other intellectual property. The contents are the sole property of their respective editors. Any copying, reproduction, use, adaptation, alteration, modification, translation, dissemination, complete or partial, of content, whether they belong to DELABIE UK Limited or a third party which has granted the rights to DELABIE UK Limited, by any means whatsoever, is illegal except for the limiting rights that are granted below, and/or private copying for the exclusive use of the copier. The content presented in our communication and business tools may be subject to change without notice and are provided without warranty of any kind, express or implied, and cannot give rise to any right to compensation. Protected content may be specifically identified by the following copyright notices: © or "All rights reserved".

The names and logos appearing in our catalogues and websites are registered trademarks. These distinctive marks are the exclusive property of DELABIE UK Limited or third parties who have granted the rights to DELABIE UK Limited. Any use, complete or partial reproduction, or imitation of these marks is prohibited without prior express consent of DELABIE UK Limited.

Alteration and modification of the contents or their use for any purpose other than that authorised, constitute an infringement of DELABIE UK Limited's, or a third party's, property rights. With the following limitations, DELABIE UK Limited grants you the right to download and distribute the content:

- where the download function exists
- for non-commercial purposes
- in good faith
- for maintaining the proprietary notices intact, and for the publication or posting of existing content online, if such information is stated. This right should in no way be interpreted as a trademark or copyright license for the aforementioned content.

PERSONAL DATA PROTECTION:

In line with the General Data Protection Regulation (GDPR), DELABIE is doing everything necessary to limit to a bare minimum the collection of personal data, and its conservation and ensure its protection.

DELABIE only uses this data for its own use for purposes of information and commercialisation of its products. It is not, under any circumstances, given to third parties.

The right of access, rectification, removal and opposition to the processing in addition to the limitation and transferability of your data is possible on request to our Data Protection Officer (DPO) at DELABIE via email (dpo@delabie.fr) or recorded delivery with a photocopy of a photo ID to the following address: DELABIE, Hendersson House, Hithercroft Road, Wallingford, OX10 9DG.

TERRITORIAL EXCLUSIVITY:

Our wholesalers are authorised to sell in the UK and its offshore territories. For all other countries, the Company has entered into exclusive agreements with import and distribution companies.

In this context, our UK customers cannot sell our products outside their national borders unless they have express agreement from us.

JURISDICTION:

These terms of business are governed by English and Welsh law. Acceptance of an order in stock constitutes a contract under English and Welsh law. All disputes arising from the contract in connection with these terms shall be subject to the exclusive jurisdiction of the English Court, even if there is an appeal and there are multiple defendants, and regardless of the delivery location or stipulated payment. The Company may vary these terms of business from time to time by giving you reasonable written notice. All clauses to the contrary will be considered void by the mere fact of having dealt with our company.

AVAILABLE CATALOGUES:



DOC 609UK: Water Controls for Public and Commercial Places

DOC 950UK: Accessibility and Independence - Hygienic Accessories for Public and Commercial Places

DOC 900UK: Water Controls for Healthcare Facilities and Retirement Homes

DOC 750UK: Stainless Steel Sanitary Ware

DOC 200UK: Water Controls for Professional Catering



DELABIE

Delabie UK Ltd
Reg No: 1764854 England
Reg Office: Henderson House
Hithercroft Road, Wallingford, Oxon
OX10 9DG



DOC 001UK - 11/2018