

### NEW TEMPOMATIC DUAL CONTROL

Stylish cistern-less flush system with smart connectivity




Satin finish stainless steel control plate




Matte black stainless steel control plate



Adjust settings on the DELABIE Connect app via Bluetooth®



Batteries or mains supply



100% waterproof housing



DELABIE ref.: 464050

**A complete reimagining: the elegant matte black is the icing on the cake. Easy to configure. Optimal cleanliness after every use.**

#### For perfectly pristine WCs

TEMPOMATIC Dual Control provides a guaranteed flush, every time. Activate the WC flush manually by pressing the chrome button, or by moving hand within the detection range.

If flushing is forgotten, the sensor will automatically activate the flush before the arrival of the next user.

What's more, the integrated periodic duty flush will prevent bacterial contamination. Water within the pipework is entirely renewed at least every 24 hours after last use.

#### No more wasted drinking water

The TEMPOMATIC Dual Control WC system has no cistern, and therefore, no leaks. By preventing unnecessary waste, 7 times less water is consumed by each WC.

The smart system also optimises the flush volume. The technology will work just as well when supplied by grey water, as it does with drinking water.

#### Design: a DELABIE production

The TEMPOMATIC Dual Control stainless steel wall plate is available in satin or matte black finish.

Opt for streamlined style that will stand up to the substantial demands of your washrooms. Concealed fixings prevent vandalism.

#### Quick and easy to install

TEMPOMATIC Dual Control is supplied pre-configured for public and commercial places. Simply connect and it is ready for use.

The recessed housing is waterproof and will adapt to fit any setup. The sealed waterproof collar further simplifies installation. The entire flush valve mechanism is accessible from the front – no service hatches required.

For added stability, pair the TEMPOMATIC dual control WC with our bespoke frame system, specifically designed to withstand intensive use.

#### Customise your system with DELABIE Connect, if you want to...

The TEMPOMATIC Dual Control adapts to your washroom. A concealed button enables Bluetooth® connection to our DELABIE Connect app.

Adjust the flush duration, the detection range or the periodic duty flush as needed.

To configure manually without using the app, simply press the indicated button and the detection range will adjust automatically.

#### Plumber friends; we (always) have you in mind

The new TEMPOMATIC Dual Control incorporates your feedback with a simple technical solution that will also delight your clients.

All sensitive connections are contained within the waterproof housing, preventing the risk of leaks within the wall cavity. Supplied protective caps ensure a clean installation on the day, that you will never need to revisit.

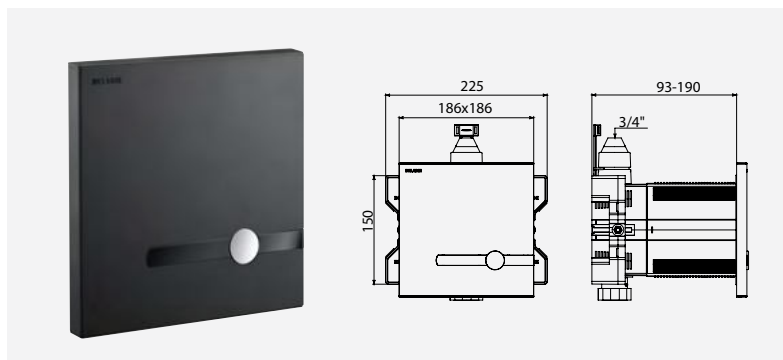
#### 30-year warranty, 50 years repairability

TEMPOMATIC Dual Control is a solution designed and built to last, what more could one ask for?

## PRODUCT BRIEF / TEMPOMATIC DUAL CONTROL


The new TEMPOMATIC Dual Control WC flush system is the world's most economical in use of drinking water. It eliminates leaks, automatically optimises the volume of each flush, and can operate with grey water. Easy to install thanks to its innovative waterproof housing, it can now be configured using the DELABIE Connect app. Its satin finish or matte black stainless steel control plate is ultra-robust and sophisticated. Available in battery operated or mains supply versions. 30-year warranty.

Images available on our website [delabie.co.uk](https://delabie.co.uk), in the Press section

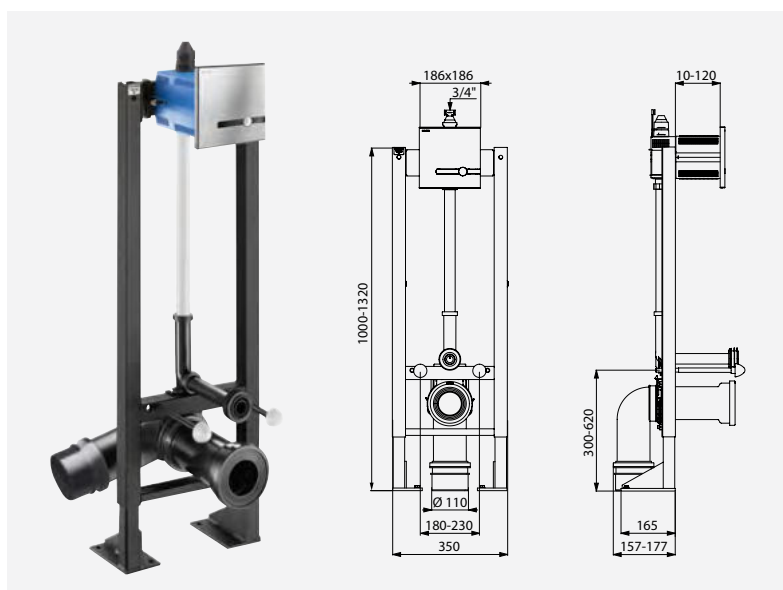


**TEMPOMATIC Dual Control with fully waterproof recessed housing**

DELABIE references: 464PBOX + 464056 (batteries) or 464SBOX + 464050 (mains supply)




**Collar with integrated waterproof seal**



**TEMPOMATIC Dual Control with self-supporting WC frame system**

DELABIE references: 564065DE + 464006 (batteries) or 564005DE + 464000 (mains supply)



**Installation example**

### DELABIE, manufacturer's expertise

DELABIE, a 100% family-owned French company, founded in 1928, is the European market leader in water controls and sanitary equipment for public and commercial places. The company offers five product ranges specifically for this market: Commercial water controls, Hospital water controls, Accessibility and Hygiene accessories, Stainless steel sanitary ware and Specialist water controls. Over 2,000 DELABIE manufactured items, including international references, are exported from its factory in France to more than 90 countries. The company has 10 subsidiaries worldwide: Germany, Austria, Belgium, the Netherlands, United Kingdom, Spain, Portugal, Poland, United Arab Emirates (Dubai) and China (Hong-Kong). For many years, DELABIE has placed ecological concerns at the heart of its philosophy, offering products that are as stylish as they are responsible and sustainable. For our facilities, production methods, dematerialization, packaging, employee commitment... DELABIE is proud to have received the ECOVADIS gold medal in 2024.

## CONTACTS

### PR

**Carole ARMSTRONG**

Tel. +44 (0)1491 82 1820

[carole.armstrong@delabie.co.uk](mailto:carole.armstrong@delabie.co.uk)

### ADVERTISING

**Eve WELLARD**

Tel. +44 (0)1491 82 1820

[eve.wellard@delabie.co.uk](mailto:eve.wellard@delabie.co.uk)

Find DELABIE on these social networks

