

DELABIE



ACCESSIBILITY
ACCESSORIES

2025/2026

DELABIE

UK RECOMMENDED PRICE EXCL. VAT
FROM 01/01/2025 TO 31/12/2025
These prices may be subject to change

CONTACTS

HEAD OFFICE & PRODUCTION SITE

18, rue du Maréchal Foch
80130 Friville
FRANCE

UK OFFICE

Henderson House
Hithercroft Road
Wallingford
Oxon
OX10 9DG

delabie.co.uk

Please contact our Sales Team for details
of your local Sales Representative
(13 Area Sales Managers cover the UK
market).

SALES

Tel. 01491 824449
orders@delabie.co.uk

QUOTES & PROJECTS

Tel. 01491 821822
quotes@delabie.co.uk

TECHNICAL SUPPORT

Tel. 01491 821821
technical@delabie.co.uk



Certification
ISO 9001: 2015
quality management
systems

ACS

Certificate of Sanitary Conformity.
All DELABIE products conform to the
DWD* directive, the modified directive
of 29/05/1997, the directive of
25/06/2020 and the French Ministry
of Health circular DGS/SD7A2002
no. 571 dated 25/11/2002.

* EU Drinking Water Directive.

NEW

DELABIE's commitment!



DELABIE PRODUCTS HAVE A 30-YEAR WARRANTY!

DELABIE products are designed to last for as long as possible.

The quality of our products is such that we have no hesitation in **guaranteeing our products for 30 years***.

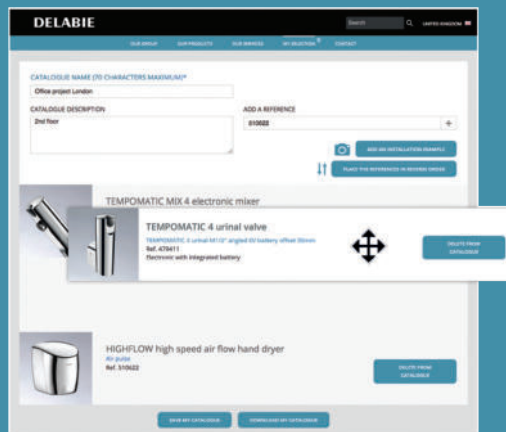


DELABIE PRODUCTS CAN BE REPAIRED FOR 50 YEARS!

We will keep **spare parts** for our products for **50 years*** to facilitate **any necessary repairs**.

DELABIE is helping to minimise your costs and prolong product lifespans, thereby reducing your ecological footprint.

* See Terms and Conditions of Sales

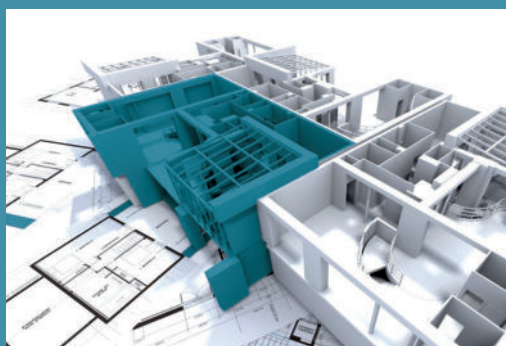


DELABIE.CO.UK AVAILABLE FEATURES

Create your own catalogue using **your own product selection**.

You can **personalise** it by giving it a project name and description, by choosing the order for the products to appear and by adding lifestyle images.

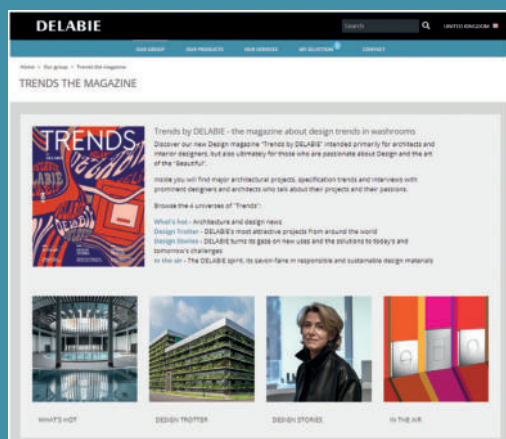
This catalogue will then be available in **Word, PDF and Excel** formats.



BIM: DELABIE'S CORE PRODUCTS ARE NOW AVAILABLE

To meet the requirements of BIM technology, DELABIE has modelled its core products.

BIM files can be downloaded via the relevant product data sheet or via datashare.



TRENDS THE MAGAZINE: THE DESIGN TRENDS TAB

Browse the "Trends by DELABIE" magazine intended for those who are passionate about Design and the art of the "Beautiful".

Discover the 4 universes of "Trends" with major international projects, specification trends as well as interviews with prominent designers and architects who talk about their projects and their passions.


DELABIE



MIRROR CABINET	9
HAND DRYERS, SOAP & PAPER TOWEL DISPENSERS.....	16
TOILET PAPER DISPENSERS, TOILET BRUSH SETS	37
MIRRORS, COAT HOOKS, TOWEL RAILS	45
GRAB BARS	52
SHOWER CURTAIN RAILS & SHOWER CURTAINS.....	54
ECONOMY PROJECTS RANGE	58

HYGIENIC ACCESSORIES FOR PUBLIC AND COMMERCIAL PLACES

3



DOC M PACKS.....	62
DOC M PRODUCTS.....	67
DOC M SPACE GUIDES.....	70

ACCESSIBILITY DOC M RANGE


61



SHOWER SEATS.....	77
GRAB BARS & DROP-DOWN SUPPORT RAILS.....	83
SHOWER GRAB BARS.....	89
ACCESSORIES.....	94

ACCESSIBILITY BE-LINE® RANGE


73



SHOWER SEATS.....	103
GRAB BARS & DROP-DOWN SUPPORT RAILS.....	107
SHOWER GRAB BARS.....	112
ACCESSORIES.....	120
STAINLESS STEEL SANITARY WARE FOR PEOPLE WITH REDUCED MOBILITY	126

ACCESSIBILITY STAINLESS STEEL RANGE

99



SHOWER SEATS.....	133
GRAB BARS	137
DROP-DOWN SUPPORT RAILS.....	139
SHOWER GRAB BARS.....	140
ACCESSORIES.....	148

ACCESSIBILITY NYLON CLEAN RANGE

129



SHOWER SEATS & STOOL.....	157
WHITE BASIC GRAB BARS.....	160
SATIN FINISH BASIC GRAB BARS	163
ECO GRAB BARS.....	164

ACCESSIBILITY BASIC & ECO RANGES

155



ACCESSIBILITY - INDEPENDENCE INSTALLATION ADVICE	167
---	-----

SPACE GUIDES

167

SPARE PARTS.....	176
REFERENCES INDEX.....	180

INDEX **175**



Hygienic accessories for public and commercial places

WASHBASINS 9



WCs 37



BATHROOMS 45



GRAB BARS 52



SHOWERS 54



ECONOMY RANGE 58





MAXIMUM HYGIENE

Stainless steel:

a material that limits bacterial proliferation

The majority of DELABIE's accessories are made from bacteriostatic 304 stainless steel. With this type of stainless steel, a thin, invisible protective layer forms continuously when in contact with air or water. Even if the surface is damaged mechanically, the **stainless steel is protected against corrosion**. The surface remains bright, hard and smooth, preventing bacteria from easily adhering to the surface. Bacterial development is therefore slower compared to other materials. Studies have regularly proven the aseptic qualities of stainless steel.

It is a noble metal alloy ideally suited to environments that demand high standards of hygiene (for example hospitals, retirement homes, schools, canteens, public washrooms, etc.).

Bright polished and polished satin finishes: cleaning is easy and sustainable

Using surfaces that are easy to clean and disinfect reduces the spread of bacteria.

DELABIE's bright polished finish and polished satin finish provide the accessories with a uniform, non-porous surface. They are easy to clean and require less cleaning product. **Bacterial retention after cleaning is extremely low**, up to 20 times less than for other materials such as glass or plastic.

Studies show that after several cycles of daily soiling and cleaning, polished stainless steel retains less dirt and fewer residual bacteria than copper which also has bactericidal properties. Copper surfaces degrade over time, making them more difficult to clean. Polished stainless steel provides better hygiene by facilitating sustainable cleaning.

Hygiene-friendly design

DELABIE's accessories are designed to meet the obvious and essential principle of hygiene i.e. frequent cleaning. One-piece covers with **fewer niches where bacteria can develop** and soap tanks that prevent the soap from stagnating both contribute to effective cleaning and good hygiene.

MAXIMUM ENDURANCE

High resistance to vandalism

DELABIE's hygienic accessories generally have thicker metal than most products available on the market. This **robust design** offers a high level of resistance to vandalism, appropriate for places subject to intensive use.

To prevent theft, very common in public facilities, a large number of DELABIE's hygienic accessories feature concealed fixings and/or locks with a key. The option to use the **standard DELABIE key** for the majority of DELABIE's products with locks, makes servicing them easy for maintenance staff.

Suitable for intensive use

All DELABIE's products undergo performance tests under extreme conditions. They are **specifically designed for intensive use** in all types of highly frequented public and commercial places.

DESIGN

DELABIE's products have a **timeless design**.

The diversity of the product range fits perfectly with any commercial installation. In an office building or shopping centre it is paramount that the product design fits in with its surroundings.

DELABIE's hygienic accessories are generally available in three finishes: bright polished stainless steel, polished satin stainless steel and white powder-coated finishes.

Therefore, they can adapt to all types of materials and to **different interior decoration styles**.

Paint it BLACK!

DELABIE has extended its range of accessories in a matte black finish to expand the range that already exists.

It matches the BLACK BINOPTIC mixers and taps and Black Magic sanitary ware perfectly (see our *Commercial Water Controls* and *Stainless Steel Sanitary Ware catalogues*).

AND ALSO...

Complete range

DELABIE's range provides solutions for a whole variety of different installations such as bathrooms, washrooms, en suites, etc. The quality image of stainless steel associated with the sleek design of DELABIE's hygienic accessories make them the perfect complement to DELABIE's other ranges.

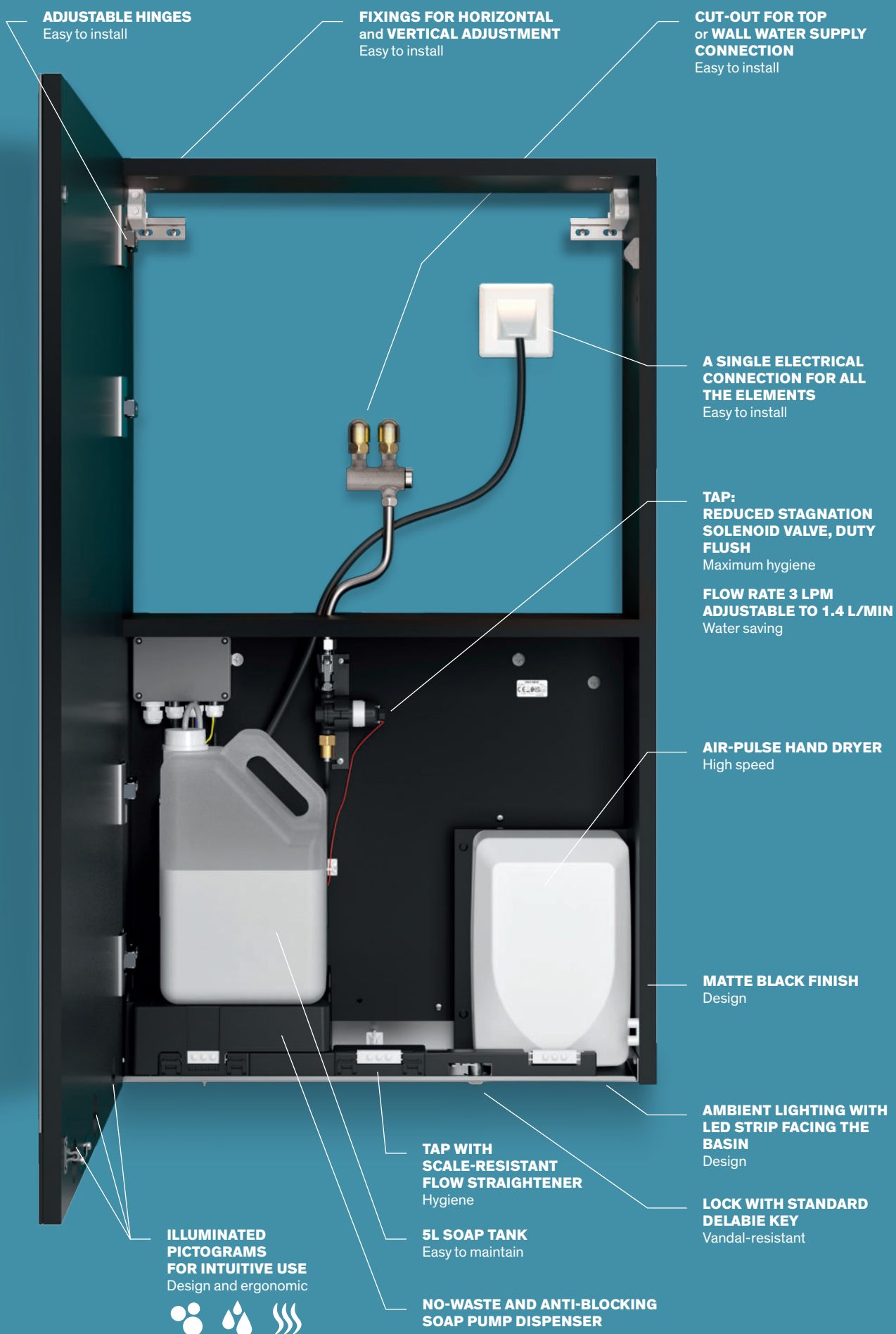
100% recyclable

Stainless steel is 100% recyclable, contributing to sustainable development and protecting the environment. DELABIE's stainless steel products contain 50-65% recycled stainless steel.





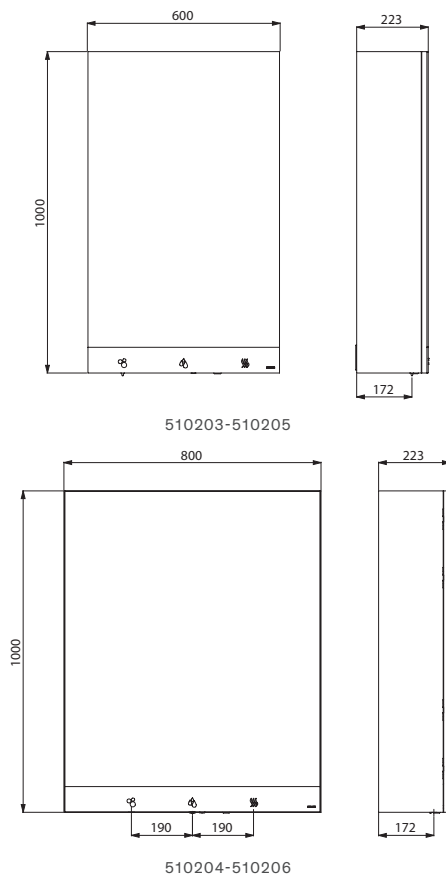






4-in-1 mirror cabinets

Mirror, water, soap and hand drying



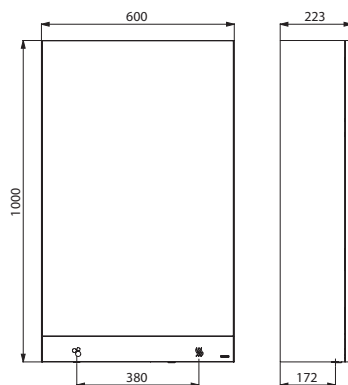
- **Mirror cabinet with 4 functions:** mirror, electronic soap dispenser, electronic tap (included in the 4-in-1 mirror cabinet) and hand dryer or paper towel dispenser.
- **Designer cabinet** with a matte black melamine and 304 stainless steel finish.
- **Touch-free** for improved hygiene: soap dispenser, tap and hand dryer are activated automatically when hands are detected by infrared sensor.
- **Quick and easy to install:**
 - A single electrical connection for all the elements: mains supply with 230V / 50-60Hz.
 - Connects to the water supply from the top or from inside the cabinet.
 - Water connection in M3/8".
 - Concealed fixings: supplied with stainless steel screws for concrete or reinforced wood.
 - Adjustable hinges.
- Glass mirror and black glass strip with **illuminated pictograms**.
- **Automatic soap or foam dispenser:**
 - No-waste pump dispenser.
 - Large capacity tank: 5 litres.
 - Suitable for plant-based **liquid soap** with a maximum viscosity of 3,000 mPa.s or **specific foam soap**.
- **Electronic basin tap:**
 - Reduced stagnation solenoid valve.
 - **Flow rate pre-set at 3 lpm** at 3 bar, can be adjusted from 1.4 to 6 lpm.
 - Scale-resistant flow straightener.
 - Duty flush (~60 seconds every 24 hours after the last use).
 - Stopcock.
 - For mixed water, we recommend a PREMIX mixer see the DELABIE catalogue "Water Controls for Public & Commercial Places" (DOC 609 UK).
- **Models with air-pulse hand dryer:**
 - **High speed drying.**
 - Pulsed air at 360km/h. Airflow: 36 l/second.
 - Low energy consumption: 704W.
 - Noise level: 74 dBA.
 - Class I, IP23. CE.
 - 3-year warranty.
- **Models with paper towel dispenser:**
 - Dispenses one sheet at a time.
 - Dimensions: 120 × 275 × 360mm.
 - Contents: 500 sheets.
- Basin lit by the LED strip.
- **Vandal-resistant model** with standard DELABIE key.
- **Anti-blocking:** stops automatically if used continuously.
- Internal storage shelf.
- **Several cabinets can be installed side-by-side** to create a mirror wall: linking screws are provided.
- 30-year warranty (hand dryer 3-year warranty).
- CE marked.

4-in-1 mirror cabinet		
With hand dryers		
Width 600mm	510203	£2,117.45
Width 800mm	510204	£2,488.29
With paper towel dispensers		
Width 600mm	510205	£1,830.32
Width 800mm	510206	£2,195.19

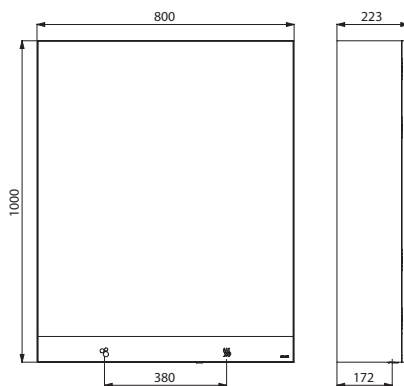


3-in-1 mirror cabinets

Mirror, soap and hand drying



510207-510209



510208-510210


- **Mirror cabinet with 3 functions:** mirror, electronic soap dispenser, hand dryer or paper towel dispenser.
- **Designer cabinet** with a matte black melamine and 304 stainless steel finish.
- **Touch-free** for improved hygiene: soap dispenser and hand dryer are activated automatically when hands are detected by infrared sensor.
- **Quick and easy to install:**
 - A single electrical connection for all the elements: mains supply with 230V / 50-60Hz.
 - Concealed fixings: supplied with stainless steel screws for concrete or reinforced wood.
 - Adjustable hinges.
- Glass mirror and black glass strip with **illuminated pictograms**.
- **Automatic soap or foam dispenser:**
 - No-waste pump dispenser.
 - Large capacity tank: 5 litres.
 - Suitable for plant-based **liquid soap** with a maximum viscosity of 3,000 mPa.s or **specific foam soap**.
- **Models with air-pulse hand dryer:**
 - **High speed drying.**
 - Pulsed air at 360km/h. Airflow: 36 l/second.
 - Low energy consumption: 704W.
 - Noise level: 74 dBA.
 - Class I, IP23. CE.
 - 3-year warranty.
- **Models with paper towel dispenser:**
 - Dispenses one sheet at a time.
 - Dimensions: 120 × 275 × 360mm.
 - Contents: 500 sheets.
- Basin lit by the LED strip.
- **Vandal-resistant model** with standard DELABIE key.
- **Anti-blocking:** stops automatically if used continuously.
- Internal storage shelf.
- **Several cabinets can be installed side-by-side** to create a mirror wall: linking screws are provided.
- 30-year warranty (hand dryer 3-year warranty).
- CE marked.

3-in-1 mirror cabinet**With hand dryers**

Width 600mm	510207	£1,757.91
Width 800mm	510208	£1,964.72

With paper towel dispensers

Width 600mm	510209	£1,468.37
Width 800mm	510210	£1,664.85

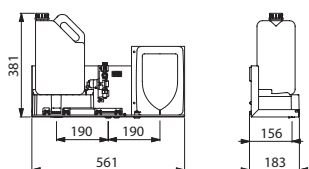


3-in-1 unit

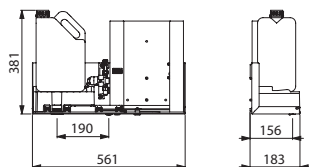
Soap, water and hand drying



- **Unit with 3 functions: electronic soap dispenser, tap and hand dryer or paper towel dispenser** (see technical information of those three products page 9).
- **Quick and easy to install** in a cabinet or behind a mirror.
- Fixing the support on the sides and the back.
- 304 stainless steel support, 1.2mm thick.
- Supplied with self-adhesive pictograms to indicate the location of the different functions on the mirror/cabinet: soap, water and air.
- **Vandal-resistant model** with lock and standard DELABIE key.
- 30-year warranty (hand dryer 3-year warranty).
- CE marked.



5102031



5102051

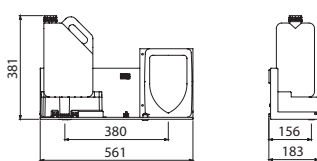
3-in-1 unit for installation behind a mirror		
With hand dryer	5102031	£1,240.88
With paper towel dispenser	5102051	£982.37

2-in-1 unit

Soap and hand drying



- **Unit with 2 functions: electronic soap dispenser and hand dryer** (see technical information of those products page 9).
- **Quick and easy to install** in a cabinet or behind a mirror.
- Fixing the support on the sides and the back.
- 304 stainless steel support, 1.2mm thick.
- Supplied with self-adhesive pictograms to indicate the location of the different functions on the mirror/cabinet: soap and air.
- **Vandal-resistant model** with lock and standard DELABIE key.
- 30-year warranty (hand dryer 3-year warranty).
- CE marked.

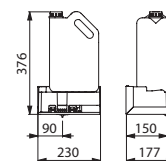


5102071

2-in-1 unit with hand dryer for installation behind a mirror	5102071	£1,054.75
---	----------------	------------------

Electronic soap dispenser unit

- **Electronic soap dispenser : touch-free for improved hygiene.**
- **Quick and easy to install** in a cabinet or behind a mirror.
- Fixing the support on the sides and the back.
- 304 stainless steel support, 1.2mm thick.
- Mains supply with 100-240V / 50 60 Hz. transformer.
- Supplied with self-adhesive pictogram to indicate the location of the soap dispenser on the mirror/cabinet.
- No-waste pump dispenser.
- Large capacity tank: 5 litres.
- Suitable for plant-based **liquid soap** with a maximum viscosity of 3,000 mPa.s or **specific foam soap**.
- 30-year warranty.
- CE marked.



510203SD

Electronic soap dispenser unit for installation behind the mirror	510203SD	£377.43
--	-----------------	----------------



**TWO-WAY AIR PULSE
HAND DRYER**
High speed drying



ANTI-BLOCKING SYSTEM
Vandal-resistant

WARNING LIGHTS
Easy to maintain

WARM AIR
Comfort

SLEEK DESIGN
3 finishes available



Matte
white



Matte
black



Metallised
anthracite

3-YEAR WARRANTY

**HEATING ELEMENT STOPS
AUTOMATICALLY IF THE ROOM
TEMPERATURE IS > 25°C**
Energy saving

ANTI-BACTERIAL ABS
Maximum hygiene

**LOW ENERGY
CONSUMPTION**

REMOVABLE DRIP TRAY
easy to clean and maintain

HEPA FILTER
Retains 99.99% of bacteria

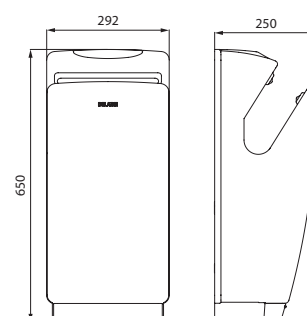
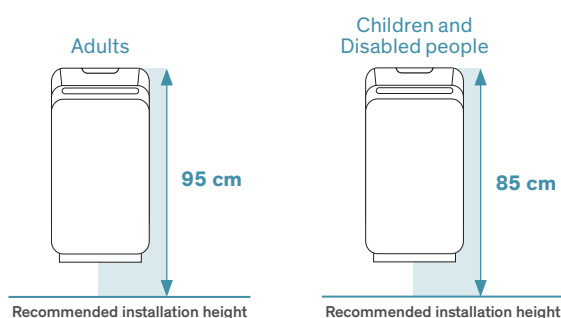
SPEEDJET air pulse hand dryer



- Two-way air pulse hand dryer.
- **High speed:** dries in 10 to 18 seconds.
- **Removable drip tray** prevents any water dripping onto the wall or floor: easy to clean and service.
- ON/OFF button: easy to service.
- **Anti-bacterial air filter and activated carbon filter.**
- Infrared automatic activation.
- Intelligent technology: stops automatically when hands are removed or after 18 seconds.
- LCD screen with animated user guide and automatic stand-by.
- Brushless motor, no wear.
- **Energy saving: power 850W.** No heating element.
- 220-240V~ / **50-60Hz.**
- Airflow: 42 l/second. Air speed: 310km/h.
- Noise level: 75-80 dBA.
- Dimensions: 250 × 292 × 650mm.
- Weight: 11.4kg.
- Class I, IP22.
- CE marked.
- **3-year warranty.**



**High speed drying
10 to 18 sec.**



SPEEDJET air pulse hand dryer, metallic grey	510621	£1,523.17
--	--------	-----------

510621

SPEEDJET 2 air pulse hand dryers

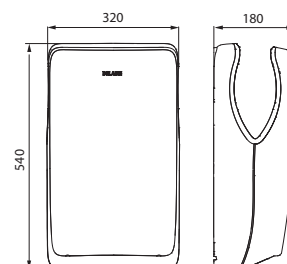
Anti-bacterial ABS



- Two-way air pulse hand dryer.
- **High speed:** dries in 10 to 12 seconds.
- **Removable drip tray** prevents any water dripping onto the wall or floor: easy to clean and service.
- Comfort: warm air.
- **Anti-bacterial ABS** for maximum hygiene.
- **HEPA filter:** captures 99.99% of airborne bacteria and purifies the expelled air.
- Infrared automatic activation.
- Intelligent technology: stops automatically when hands are removed.
- **Anti-blocking:** stops automatically if used continuously for more than 30 seconds.
- **Easy to maintain:** warning lights indicate when maintenance is required (change the HEPA filter, blockages, etc.).
- **Energy saving:** heating element stops automatically once room temperature reaches $> 25^{\circ}\text{C}$.
- Low energy consumption: 1,050W in non-heating mode, 1,550W in heating mode.
- 220-240V~ / **50-60 Hz.**
- Airflow: 61 l/second. Air speed: 540km/h.
- Noise level: 66 dBA.
- Dimensions: 180 x 320 x 540mm.
- Weight: 6.83kg.
- Class II, IP21.
- CE marked.
- **3-year warranty.**



High speed drying
10 to 12 sec.



510624

SPEEDJET 2 air pulse hand dryer		
Metallised anthracite	510624C	£1,219.98
Matte white	510624W	£1,183.74
Matte black	510624B	£1,328.70
HEPA filter	510624F	£62.21



HIGHFLOW high-speed air pulse hand dryer **510622S** - Wall-mounted electronic liquid soap dispenser **512066S**
Countertop ALGUI washbasin **120110** - BINOPTIC electronic tap **379ENC15** - Rectangular stainless steel mirror **3459**

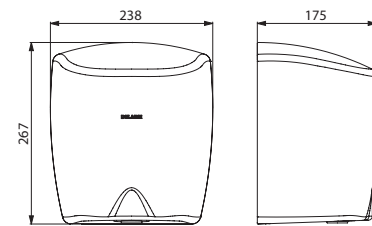
HIGHFLOW air pulse hand dryers



- **Robust model.**
- **Lit central nozzle concentrates pulsed air onto hands at 230km/h.**
- **High speed:** dries in 10 to 12 seconds.
- Choice of **warm or cold air** via concealed switch.
- Infrared automatic activation.
- Intelligent technology: stops automatically when hands are removed.
- Anti-blocking: stops automatically if used continuously for more than 60 seconds.
- **Bacteriostatic 304 stainless steel.**
- Easy to clean: one-piece cover.
- Stainless steel thickness: 1mm.
- Airflow: 39 l/second. Air speed: 230km/h.
- Low energy consumption: 1,350W.
- 220-240V~ / **50 - 60 Hz.**
- Noise level: 70 dBA.
- Dimensions: 175 × 238 × 267mm.
- Weight: 4kg.
- Class I, IP23.
- CE marked.
- **3-year warranty.**



High speed drying
10 to 12 sec.



510622

HIGHFLOW air pulse hand dryer		
Bright polished 304 stainless steel cover	510622	£483.12
Polished satin 304 stainless steel cover	510622S	£483.12
White powder-coated 304 stainless steel cover	510622W	£483.12
Matte black powder-coated 304 stainless steel cover	510622BK	£555.62

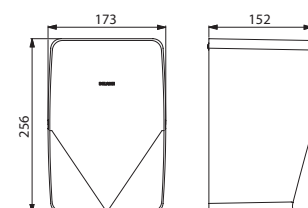
HIGHFLOW Compact air pulse hand dryers



- **Robust model.**
- **Lit central nozzle concentrates pulsed air onto hands at 360km/h.**
- **High speed:** dries in 10 to 12 seconds.
- Choice of **warm or cold air** via concealed switch.
- Infrared automatic activation.
- Intelligent technology: stops automatically when hands are removed.
- Anti-blocking: stops automatically if used continuously for more than 60 seconds.
- **Bacteriostatic 304 stainless steel.**
- Easy to clean: one-piece cover.
- Stainless steel thickness: 1mm.
- Airflow: 39 l/second. Air speed: 360km/h.
- Low energy consumption: 1,350W.
- 220-240V~ / **50 - 60 Hz.**
- Noise level: 70 dBA.
- Dimensions: 152 × 173 × 256mm.
- Weight: 3.1kg.
- Class I, IP23.
- CE marked. **3-year warranty.**



High speed drying
10 to 12 sec.



510625

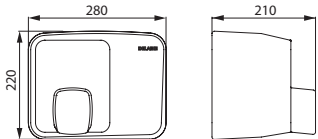
HIGHFLOW Compact air pulse hand dryer		
Bright polished 304 stainless steel cover	510625P	£398.11
Polished satin 304 stainless steel cover	510625S	£398.11

Automatic hand dryer

With 360° rotating nozzle



- **Vandal-resistant model.**
- Automatically activated by optical cell.
- **360° rotating nozzle.**
- **Bright polished 304 stainless steel cover.**
- Stainless steel thickness: 1.2mm.
- **Power: 2,000W. 50-60Hz.**
- Airflow: 95 l/second.
- **Low noise level: 68 dBA.**
- Dimensions: 210 × 280 × 220mm.
- Weight: 3.5kg.
- Maximum safety, Class II insulation (double electrical insulation), IP23.
- CE marked, TÜV GS.
- **3-year warranty.**



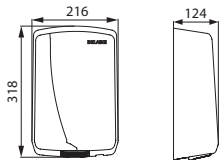
Automatic hand dryer with 360° rotating nozzle	6613D	£859.96
--	-------	---------

6613D

Automatic hand dryers



- Automatically activated by optical cell.
- **Power: 1,960W. 50Hz.**
- Airflow: 65 l/second.
- **Low noise level: 58 dBA.**
- Dimensions: 124 × 216 × 318mm.
- Weight: 3.8kg.
- Class II (ref. 6621), Class I (ref. 6631), IPX1.
- CE marked, TÜV GS.
- **3-year warranty.**



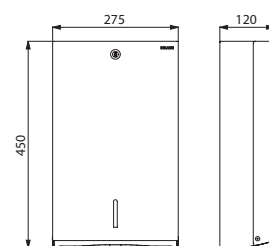
Automatic hand dryer		
Bright polished 304 stainless steel cover	6631	£625.42
White ABS cover	6621	£328.67

6631/6621

Wall-mounted paper towel dispenser - Large modelFor **750** paper towels

- With lock and **standard DELABIE key**.
- Level control.
- **Capacity: 750 sheets.**
- Metal thickness: 1mm.
- Dimensions: 120 × 275 × 450mm.
- Paper towel dimensions: open 230 × 250mm, folded 115 × 250mm.
- 30-year warranty.

Wall-mounted paper towel dispenser - Large model - 750 sheets		
Bright polished 304 stainless steel	6601	£223.41
Polished satin 304 stainless steel	6607D	£304.25
White powder-coated	6602	£203.11
Folded paper towels, pack of 180 sheets	6606	£9.53

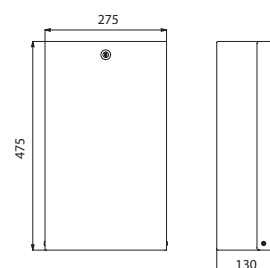


6601/6607D/6602

Wall-mounted binWith flap, **16 litres**

- **Bacteriostatic 304 stainless steel.**
- **System for fixing a bag in the bin.**
- With lock and **standard DELABIE key**.
- Bright polished stainless steel flap.
- Capacity: 16 litres.
- Stainless steel thickness: 1mm.
- Dimensions: 130 × 275 × 475mm.
- 30-year warranty.

16-litre wall-mounted bin		
Bright polished 304 stainless steel	6611	£276.03
Polished satin 304 stainless steel	6617	£371.33
White powder-coated 304 stainless steel	6612	£267.67



6611/6617/6612



Paper towel dispenser **510601BK** - Wall-mounted rectangular stainless steel bin **510465BK** - TEMPOMATIC 4 electronic soap dispenser **512036P**
TEMPOMATIC 4 electronic tap **44000615** - Round HEMI washbasin for recessed installation **120490BK**

Wall-mounted paper towel dispenser

For **500** paper towels



Bright polished 304 stainless steel

- With lock and **standard DELABIE key**.
- Level control.
- **Dispenses one sheet at a time.**
- **Capacity: 500 sheets.**
- Dimensions: 120 × 275 × 360mm.
- Paper towel dimensions: open 230 × 250mm, folded 115 × 250mm.
- 30-year warranty.



Polished satin 304 stainless steel

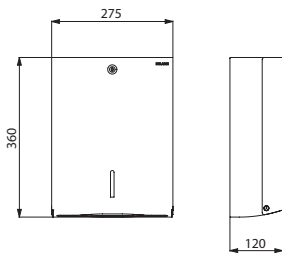


White powder-coated



Matte black powder-coated

Wall-mounted paper towel dispenser - 500 sheets		
Bright polished 304 stainless steel	510601P	£146.01
Polished satin 304 stainless steel	510601S	£146.01
White powder-coated	510601W	£131.35
Matte black powder-coated	510601BK	£167.97
Folded paper towels, pack of 180 sheets	6606	£9.53




510601

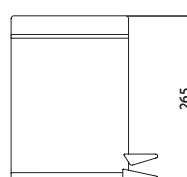
Round pedal bin 3 and 5 litres



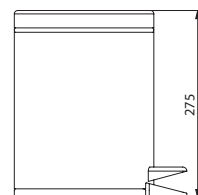
- Stainless steel.
- With plastic liner.
- Capacity: 3 or 5 litres.
- **For use with 5-litre bags.**
- 3L model dimensions: Ø 170mm, height 265mm.
- 5L model dimensions: Ø 205mm, height 275mm.
- 30-year warranty.



449/1449



450P

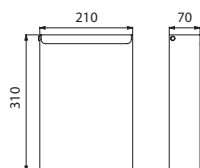


3-litre pedal bin		
Bright polished stainless steel	449	£47.71
White powder-coated stainless steel	1449	£43.99
5-litre pedal bin		
Bright polished stainless steel	450P	£62.97

Slimline wall-mounted stainless steel bin With lid, 4.5 litres



- **Robust model with lid.**
- Stainless steel.
- Capacity: 4.5 litres.
- Stainless steel thickness: 1mm.
- Dimensions: 70 × 210 × 310mm.
- 30-year warranty.



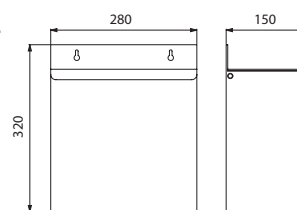
465

4.5-litre slimline bin with lid		
Bright polished stainless steel	465	£147.80
Polished satin stainless steel	465S	£147.80

Wall-mounted rectangular stainless steel bin 13 litres



- **Robust model.**
- Bright polished stainless steel.
- Capacity: 13 litres.
- Stainless steel thickness: 1mm.
- Dimensions: 150 × 280 × 320mm.
- 30-year warranty.



462

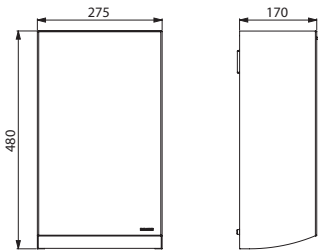
13-litre bin - Bright polished stainless steel		
Without lid	460	£138.05
With lid	462	£179.85

Wall-mounted rectangular bin
Without lid, 20 litres



- Robust model.
- Capacity: 20 litres.
- Metal thickness: 0.8mm.
- Dimensions: 170 × 275 × 480mm.
- 30-year warranty.

20-litre wall-mounted rectangular bin without lid		
Bright polished 304 stainless steel	510465P	£143.56
Polished satin 304 stainless steel	510465S	£143.56
White powder-coated	510465W	£143.56
Matte black powder coated	510465BK	£165.65



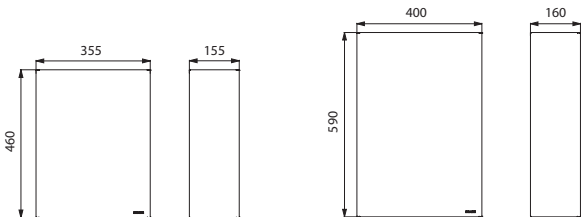
510465

Wall-mounted rectangular stainless steel bin
Without lid, 25 or 38 litres



- Robust model.
- Bacteriostatic 304 stainless steel.
- Capacity: 25 or 38 litres.
- Stainless steel thickness: 1mm.
- 30-year warranty.

38-litre wall-mounted rectangular bin without lid		
Bright polished 304 stainless steel	510463P	£227.13
Polished satin 304 stainless steel	510463S	£227.13
25-litre wall-mounted rectangular bin without lid		
Bright polished 304 stainless steel	510461P	£158.55
Polished satin 304 stainless steel	510461S	£158.55



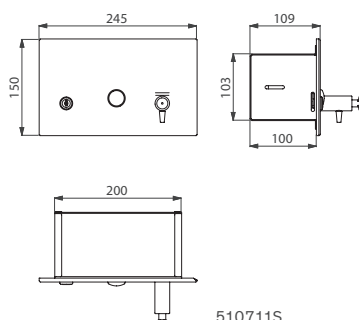
510461

510463

Soap dispenser



- Polished satin bacteriostatic 304 stainless steel.
- Door with lock and **standard DELABIE key**.
- Plastic tank.
- **Concealed fixings.**
- Window allows soap level to be checked.
- Capacity: 1 litre.
- Stainless steel thickness: 1.2mm.
- Dimensions: 109 × 245 × 150mm.
- For chlorine-free and pH neutral soap.
- Compatible with hydroalcoholic gel.
- 30-year warranty.

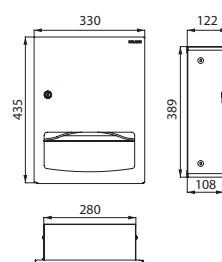


Soap dispenser	510711S	£244.34
----------------	---------	---------

Paper towel dispenser



- Polished satin bacteriostatic 304 stainless steel.
- Door with lock and **standard DELABIE key**.
- **Concealed fixings.**
- Capacity: 400 - 600 towels.
- Stainless steel thickness: 1.2mm.
- Dimensions: 122 × 330 × 435mm.
- 30-year warranty.



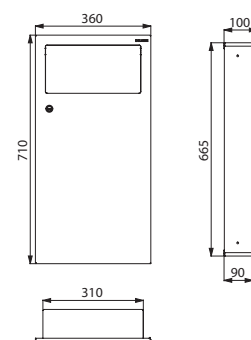
Paper towel dispenser	510712S	£296.91
-----------------------	---------	---------

Stainless steel waste bin

With flap



- Polished satin bacteriostatic 304 stainless steel.
- **PUSH flap.**
- Door with lock and **standard DELABIE key**.
- **Concealed fixings.**
- Capacity: 18 litres.
- Stainless steel thickness: 1.2mm.
- Dimensions: 100 × 360 × 710mm.
- 30-year warranty.

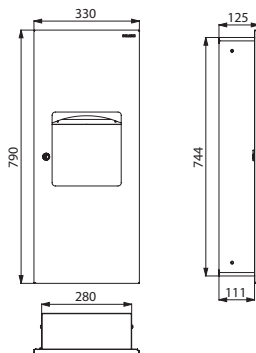


Waste bin with flap	510713S	£371.15
---------------------	---------	---------

Combi bin and paper towel dispenser - 10 litres



- Polished satin bacteriostatic 304 stainless steel.
- Door with lock and **standard DELABIE key**.
- **Concealed fixings**.
- Dispenser capacity: 400 - 600 towels.
- Waste bin capacity: 10 litres.
- Stainless steel thickness: 1.2mm.
- Dimensions: 125 × 330 × 790mm.
- 30-year warranty.



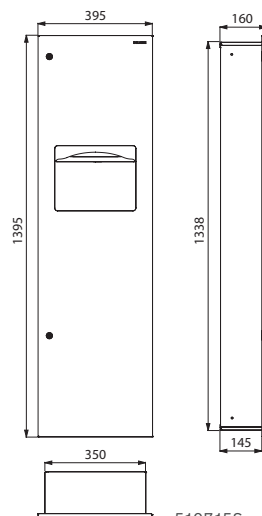
510714S

Combi dispenser - 10 litres bin	510714S	£478.37
---------------------------------	---------	---------

Combi bin and paper towel dispenser - 30 litres



- Polished satin bacteriostatic 304 stainless steel.
- Door with lock and **standard DELABIE key**.
- **Concealed fixings**.
- Dispenser capacity: 400 - 600 towels.
- Waste bin capacity: 30 litres.
- Stainless steel thickness: 1.2mm.
- Dimensions: 160 × 395 × 1,395mm.
- 30-year warranty.



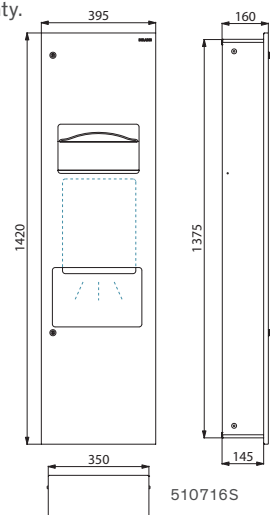
510715S

Combi dispenser - 30 litres bin	510715S	£746.64
---------------------------------	---------	---------

Combi bin and paper towel dispenser - Hand dryer



- Polished satin bacteriostatic 304 stainless steel.
- Door with lock and **standard DELABIE key**.
- **Concealed fixings**.
- Dispenser capacity: 400 - 600 towels.
- Hand dryer power: 1,800W.
- IP23. 3-year warranty. CE marked.
- Waste bin capacity: 15 litres.
- Stainless steel thickness: 1.2mm.
- Dimensions: 160 × 395 × 1,420mm.
- 30-year warranty.



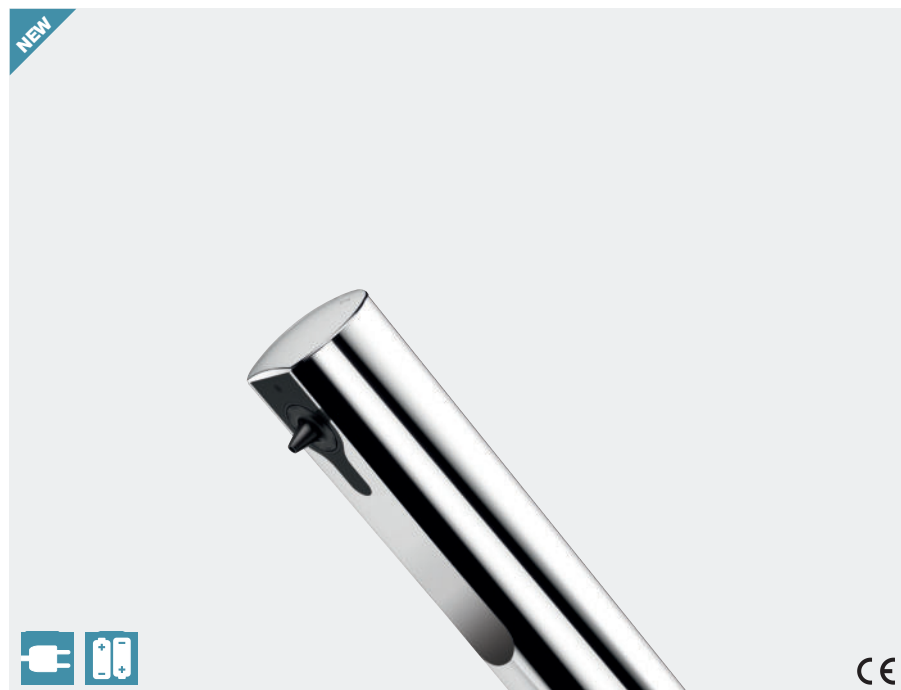
510716S

Combi bin - dispenser - hand dryer	510716S	£1,319.66
------------------------------------	---------	-----------



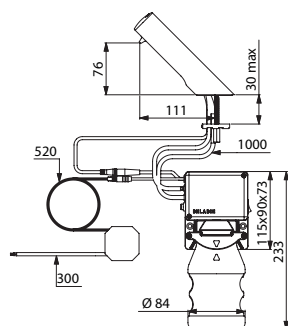
TEMPOMATIC 4 electronic soap dispenser

Mains supply or battery-operated

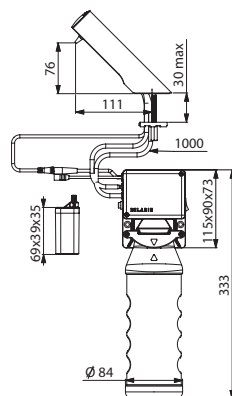


- **No manual contact:** infrared cell detects hands automatically.
- Chrome-plated 304 stainless steel spout.
- **No waste dose dispenser.**
- Independent electronic housing and removable tank enable installation beneath the washbasin.
- 100-240V / 50-60 Hz mains supply or battery-operated.
- For plant-based **liquid soap** with maximum viscosity of 3,000 mPa.s or **specific foam soap**.
- Models with tank: compatible with hydroalcoholic gel.
- CE marked. 30-year warranty.

For mixers and taps see DELABIE's catalogue "Water Controls for Public & Commercial Places" catalogue (DOC 609 UK).



512531P

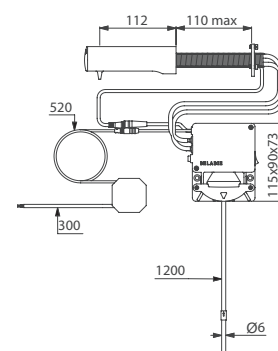


512036P



TEMPOMATIC 4 wall-mounted

- Wall-mounted or vandal-resistant model for cross-wall installation up to 110mm.
- Spout length: 135mm.



512171P


TEMPOMATIC 4 deck-mounted electronic liquid or foam soap dispenser, mains supply		
With 1 litre tank	512031P	£354.58
With 0.5 litre tank	512531P	£354.58
With 1.20m flexible tube for remote tanks	512131P	£354.58
TEMPOMATIC 4 deck-mounted electronic liquid or foam soap dispenser, battery-operated		
With 1 litre tank	512036P	£356.75
With 1.20m flexible tube for remote tanks	512136P	£356.75

TEMPOMATIC 4 wall-mounted soap dispenser - Mains supply		
With 1 litre tank	512041P	£327.80
With 1.20m flexible tube for remote tanks	512141P	£327.80
Cross wall, 1.20m flexible tube for remote tanks	512171P	£327.80
TEMPOMATIC 4 wall-mounted soap dispenser - Battery-operated		
With 1 litre tank	512046P	£351.58
With 1.20m flexible tube for remote tanks	512146P	£351.58



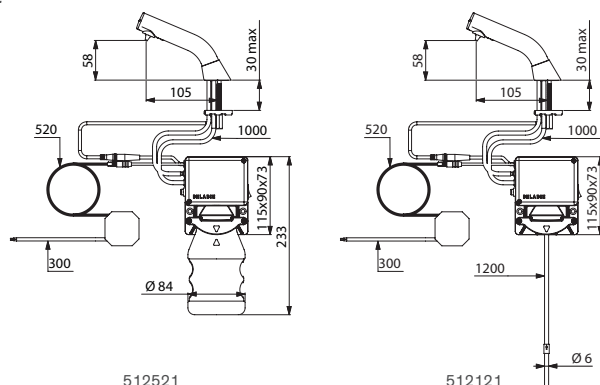
BINOPTIC electronic soap dispenser

Mains supply



- **No manual contact:** infrared cell detects hands automatically.
- Chrome-plated, satin finish or matte black 304 stainless steel spout.
- **No waste dose dispenser.**
- Independent electronic housing and removable tank enable installation beneath the washbasin.
- 100-240V / 50-60 Hz mains supply.
- For plant-based **liquid soap** with maximum viscosity of 3,000 mPa.s or **specific foam soap**.
- Models with tank: compatible with hydroalcoholic gel.
- CE marked. 30-year warranty.

For mixers and taps see DELABIE's catalogue "Water Controls for Public & Commercial Places" catalogue (DOC 609 UK).



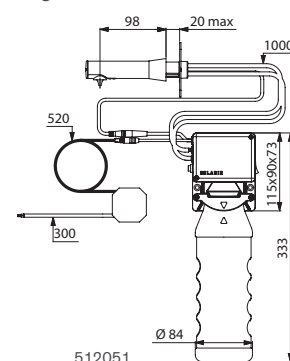
BINOPTIC deck-mounted electronic liquid or foam soap dispenser, chrome-plated 304 stainless steel		
With 1 litre tank	512021P	£354.58
With 0.5 litre tank	512521P	£354.58
With 1.20m flexible tube for remote tanks (not supplied)	512121P	£354.58
BINOPTIC deck-mounted electronic liquid or foam soap dispenser, satin finish 304 stainless steel		
With 1 litre tank	512021S	£354.58
With 0.5 litre tank	512521S	£354.58
With 1.20m flexible tube for remote tanks (not supplied)	512121S	£354.58
BINOPTIC deck-mounted electronic liquid or foam soap dispenser, matte black 304 stainless steel		
With 1 litre tank	512021BK	£407.77
With 0.5 litre tank	512521BK	£407.77
With 1.20m flexible tube for remote tanks (not supplied)	512121BK	£407.77



BINOPTIC wall-mounted

Wall-mounted or **vandal-resistant cross wall (TC)** up to 110mm.

- Spout length: 115mm.



BINOPTIC wall-mounted electronic liquid or foam soap dispenser - chrome-plated 304 stainless steel

With 1 litre tank	512051P	£312.94
With 1.20m flexible tube for remote tanks	512151P	£312.94
Cross-wall, with 1.20m flexible tube for remote tanks (not supplied)	512111P	£340.78

BINOPTIC wall-mounted electronic liquid or foam soap dispenser - satin finish 304 stainless steel

With 1 litre tank	512051S	£312.94
With 1.20m flexible tube for remote tanks	512151S	£312.94
Cross-wall, with 1.20m flexible tube for remote tanks (not supplied)	512111S	£340.78

BINOPTIC wall-mounted electronic liquid or foam soap dispenser - matte black 304 stainless steel

With 1 litre tank	512051BK	£354.56
With 1.20m flexible tube for remote tanks	512151BK	£354.56
Cross-wall, with 1.20m flexible tube for remote tanks (not supplied)	512111BK	£386.08

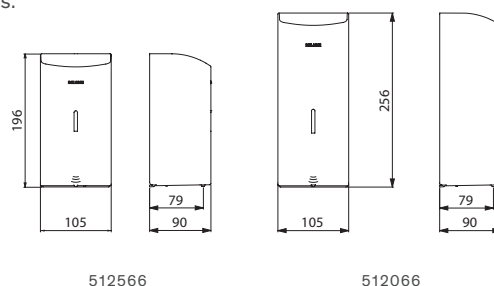
Electronic liquid soap dispenser

Wall-mounted, **battery-operated**



Bright polished 304 stainless steel and matte black powder-coated, 1-litre model

- **Vandal-resistant model with lock and standard DELABIE key.**
- **No manual contact:** hands are automatically detected by infrared cell (detection distance can be adjusted).
- **Bacteriostatic 304 stainless steel** cover.
- **One-piece hinged cover** for easy maintenance and better hygiene.
- **No waste pump dispenser:** dispenses 0.8ml (can be adjusted up to 7 doses per activation).
- Option of operation in **anti-clogging mode**.
- Power supply: 6 AA -1.5V (DC9V) batteries supplied integrated in the soap dispenser body.
- Low battery indicator light.
- Tank with large opening: easy to refill soap from large containers.
- Window allows soap level to be checked.
- Stainless steel thickness: 1mm.
- Capacity: 0.5 or 1 litre.
- For plant-based liquid soap with a maximum viscosity of 3,000 mPa.s.
- Compatible with hydroalcoholic gel.
- 30-year warranty.
- CE marked.



Polished satin 304 stainless steel, 0.5-litre model

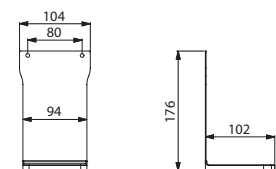


White powder-coated 304 st. steel, 0.5-litre model

Related product



- Drip tray**
- Bacteriostatic 304 stainless steel.
 - Drip tray suitable for collecting residual gel.
 - For soap dispensers 51058... and 512066...
 - 30-year warranty.



512067

Electronic liquid soap dispenser - 0.5 litre		
Bright polished 304 stainless steel	512566P	£198.36
Polished satin 304 stainless steel	512566S	£198.36
White powder-coated 304 stainless steel	512566W	£198.36
Matte black powder-coated 304 stainless steel	512566BK	£228.11
Electronic liquid soap dispenser - 1 litre		
Bright polished 304 stainless steel	512066P	£208.80
Polished satin 304 stainless steel	512066S	£208.80
White powder-coated 304 stainless steel	512066W	£208.80
Matte black powder-coated 304 stainless steel	512066BK	£240.13

Drip tray for hydroalcoholic gel		
Bright polished 304 stainless steel	512067P	£39.81
Polished satin 304 stainless steel	512067S	£39.81
White powder-coated 304 stainless steel	512067W	£39.81
Black powder-coated 304 stainless steel	512067BK	£46.04

Liquid soap dispenser with soft-touch operation

Wall-mounted



Bright polished 304 stainless steel, 1-litre model

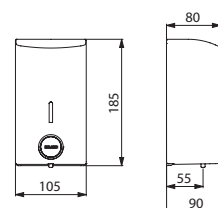


Polished satin 304 stainless steel, 0.5-litre model

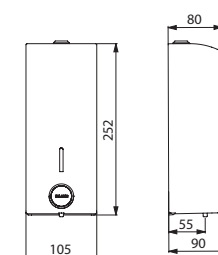


White powder-coated 304 stainless steel, 0.5-litre model

- **Vandal-resistant model with lock and standard DELABIE key.**
- **Bacteriostatic 304 stainless steel** cover.
- **One-piece hinged cover** for easy maintenance and better hygiene.
- **Push-button with soft-touch operation.**
- **Anti-blocking:** single dose per press even when the button is pressed for long periods.
- No waste, non-drip (waterproof) pump-action dispenser.
- Tank with large opening: easy to refill soap from large containers.
- Tank prevents long-term stagnation of soap.
- Window allows soap level to be checked.
- Stainless steel thickness: 1mm.
- Capacity: 0.5 or 1 litre.
- 0.5-litre model dimensions: 90 × 105 × 185mm.
- 1-litre model dimensions: 90 × 105 × 252mm.
- For plant-based liquid soap with a maximum viscosity of 3,000 mPa.s.
- Compatible with hydroalcoholic gel.
- 30-year warranty.




510583/510586/510584



510580/510582/510581

Liquid soap dispenser with soft-touch operation - 0.5 litre		
Bright polished 304 stainless steel	510583	£116.38
Polished satin 304 stainless steel	510586	£108.97
White powder-coated 304 stainless steel	510584	£102.93
Liquid soap dispenser with soft-touch operation - 1 litre		
Bright polished 304 stainless steel	510580	£123.80
Polished satin 304 stainless steel	510582	£115.91
White powder-coated 304 stainless steel	510581	£109.50

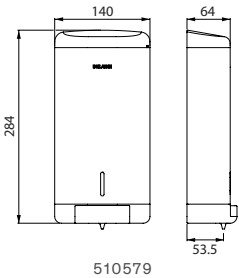


Soap dispenser specifically for showers
Wall-mounted



- **Specifically designed for showers:** removes the risk of diluting the soap with water from the shower, maintaining the soap quality.
- **Vandal-resistant model, lid opening is concealed.**
- Anodised aluminium cover.
- Streamlined design for easy maintenance and improved hygiene.
- **Ergonomic soft-touch push-button:** large push-button, easy to press with wet hands or with an elbow.
- **Anti-blocking:** single dose per press, even if the button is pressed for prolonged periods.
- No-waste, non-drip pump dispenser.
- Tank with large opening: easy to refill from large containers.
- Tank prevents permanent soap stagnation.
- Window for monitoring soap level.
- Capacity: 1 litre.
- Dimensions: 64 × 140 × 284mm.
- For plant-based liquid soap with a maximum viscosity of 3,000 mPa.s.
- 30-year warranty.

For mixers and taps see DELABIE's catalogue "Water Controls for Public & Commercial Places" catalogue (DOC 609 UK).



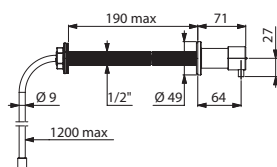
Soap dispenser for showers	510579	£106.49
----------------------------	--------	---------

Cross wall liquid soap dispenser

Wall-mounted for cross wall installation



- **Vandal-resistant model for cross wall installation** for walls up to 190mm.
- **Bright polished 304 stainless steel** body and push-button.
- Non-drip system (waterproof).
- Supplied with a 1.20m flexible tube **for remote tanks** (supplied without a tank).
- 30-year warranty.



729170

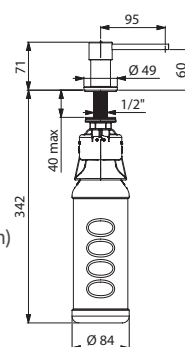
Cross-wall liquid soap dispenser for remote tank	729170	£93.07
---	---------------	---------------

Liquid soap dispenser

Deck-mounted



- Deck-mounted model.
- **Vandal-resistant model.**
- **Bright polished 304 stainless steel** body and push-button.
- Non-drip system (waterproof).
- **Discreet locking mechanism:** unlocking without special tools and automatic locking.
- Models with tank: compatible with hydroalcoholic gel; filling from the top (by unlocking the mechanism) or from the bottom (by removing the tank).
- 30-year warranty.



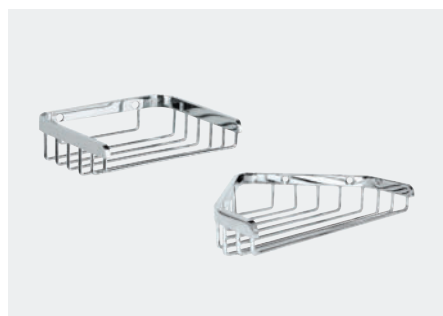
729064

Deck-mounted liquid soap dispenser

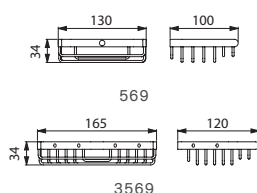
With 1 litre tank	729064	£82.73
With 0.5 litre tank	729564	£82.73
With a 1.20m flexible tube for remote tank (not supplied)	729164	£82.73

Wire soap basket

Stainless steel, wall-mounted



- **Robust model.**
- Bright polished stainless steel.
- Rectangular model dimensions: 100 × 130 × 34mm.
- Corner model dimensions: 120 × 165 × 34mm.
- 30-year warranty.



Bright polished stainless steel wire soap basket		
Rectangular	569	£39.01
Corner	3569	£42.02

Soap dish

Wall-mounted



- **Robust model.**
- **Concealed fixings.**
- Dimensions: 60 × 160 × 40mm.
- 30-year warranty.



710501/710500

Soap dish

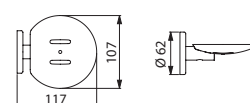
Bright chrome-plated Bayblend®	710501	£44.65
Matte chrome-plated Bayblend®	710500	£44.65

Soap dish

304 stainless steel, wall-mounted



- **Robust model.**
- For showers or washbasins.
- **Bacteriostatic 304 stainless steel.**
- Stainless steel thickness: 1.5mm.
- **Concealed fixings.**
- 30-year warranty.



510627

Stainless steel soap dish

Bright polished 304 stainless steel	510627P	£43.79
Polished satin 304 stainless steel	510627S	£43.79



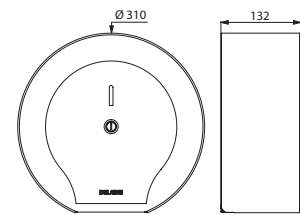
Toilet paper dispenser **510910S** - Toilet brush set **4051S**
TEMPOFIX 3 frame system with TEMPOFLUX 3 time flow, cisternless flush **564065DE+763000**
Wall-hung S21 SWC pan **110310** - Design toilet seat **101619** - Double coat hook **4042S**

Large toilet paper dispenser

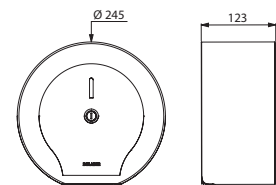
For rolls



- **Model for rolls.**
- **One-piece hinged cover** for easy maintenance and better hygiene.
- With lock and **standard DELABIE key**.
- **With back-piece:** protects the paper from wall imperfections, damp and dust.
- Level control.
- 30-year warranty.



510910



510911

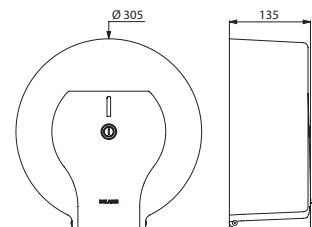
Large toilet paper dispenser for 400m rolls		
Polished satin 304 stainless steel	510910S	£136.87
Matte black powder-coated 304 stainless steel	510910BK	£157.38
Large toilet paper dispenser for 200m rolls		
Polished satin 304 stainless steel	510911S	£109.47
Matte black powder-coated 304 stainless steel	510911BK	£125.89

Large toilet paper dispenser

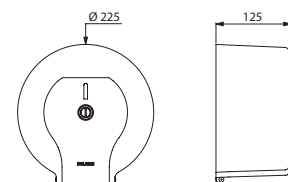
For rolls



- **Model for rolls.**
- **One-piece hinged cover** for easy maintenance and better hygiene.
- With lock and **standard DELABIE key**.
- **With back-piece:** protects the paper from wall imperfections, damp and dust.
- Level control.
- 30-year warranty.



2911/2912/2910




2901/2902/2900

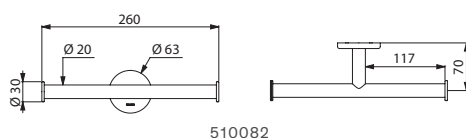
Large toilet paper dispenser for 400m rolls		
Bright polished 304 stainless steel	2911	£178.17
Polished satin 304 stainless steel	2912	£178.17
White lacquered steel	2910	£101.16
Large toilet paper dispenser for 200m rolls		
Bright polished 304 stainless steel	2901	£121.40
Polished satin 304 stainless steel	2902	£121.40
White lacquered steel	2900	£79.90

Twin toilet roll holder

304 stainless steel



- **Bacteriostatic 304 stainless steel.**
- For two toilet rolls.
- Tube Ø 20mm, 1mm thick.
- **Concealed fixings.**
- 30-year warranty.




510082

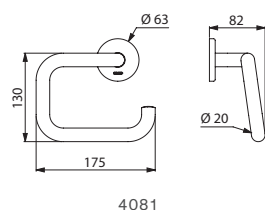
Twin toilet roll holder		
Bright polished 304 stainless steel	510082P	£39.19
Polished satin 304 stainless steel	510082S	£39.19
White powder-coated 304 stainless steel	510082W	£39.19

U-shaped toilet roll holder

304 stainless steel



- **Bacteriostatic 304 stainless steel.**
- Tube Ø 20mm, 1mm thick.
- **Concealed fixings.**
- 30-year warranty.



4081

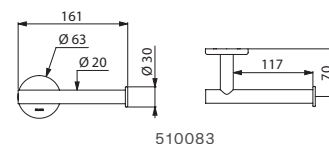
U-shaped toilet roll holder		
Bright polished 304 stainless steel	4081P	£38.72
Polished satin 304 stainless steel	4081S	£38.72
White powder-coated 304 stainless steel	4081EW	£36.38

Toilet roll holder

Or for spares, 304 stainless steel



- **Bacteriostatic 304 stainless steel.**
- Can be installed horizontally for **main use**, or vertically as a **spare toilet roll holder**.
- Tube Ø 20mm, 1mm thick.
- **Concealed fixings.**
- 30-year warranty.



510083

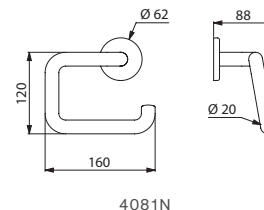
Toilet roll holder		
Bright polished 304 st. st.	510083P	£30.41
Polished satin 304 st. st.	510083S	£30.41
White powder 304 st. st.	510083W	£30.41
Black powder 304 st. st.	510083BK	£34.97

U-shaped toilet roll holder

Nylon



- **High-strength polyamide (Nylon).**
- Tube Ø 20mm.
- **Concealed fixings.**
- 30-year warranty.




4081N

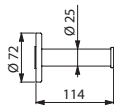
U-shaped toilet roll holder		
Bright white HR Nylon	4081N	£23.02

Toilet roll holder

For spares, 304 stainless steel



- **Bacteriostatic 304 stainless steel.**
- Tube Ø 25mm, 1.2mm thick.
- **Concealed fixings.**
- 30-year warranty.



4070

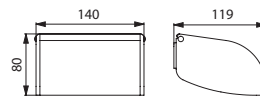
Spare toilet roll holder		
Bright polished 304 st. st.	4070P	£50.51
Polished satin 304 st. st.	4070S	£50.51

Toilet roll holder with one-piece cover

304 stainless steel, anti-theft



- **Bacteriostatic 304 stainless steel.**
- **One-piece hinged cover** for easy maintenance and better hygiene.
- Anti-theft, unbreakable, integral polycarbonate spindle.
- **Concealed fixings.**
- Dimensions: 119 × 140 × 80mm.
- 30-year warranty.



566/510567/3565

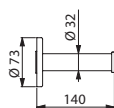
Toilet roll holder with one-piece cover		
Bright polished 304 stainless steel	566	£34.90
Polished satin 304 stainless steel	510567	£34.90
White powder-coated 304 stainless steel	3565	£37.38

Toilet roll holder

For spares, Nylon



- **High-strength polyamide (Nylon).**
- Tube Ø 32mm.
- **Concealed fixings.**
- 30-year warranty.



4070N

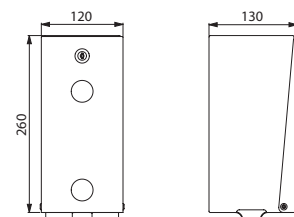
Spare toilet roll holder Bright white HR Nylon	4070N	£40.91
---	--------------	---------------

Toilet paper dispenser for 2 rolls

304 stainless steel



- **Vandal-resistant robust model.**
- **Bacteriostatic 304 stainless steel.**
- 1 spare roll.
- With lock and **standard DELABIE key.**
- Level control.
- Stainless steel thickness: 1mm.
- Dimensions: 130 × 120 × 260mm.
- 30-year warranty.



1660/1661

Toilet paper dispenser for 2 rolls		
Bright polished 304 stainless steel	1660	£143.45
Polished satin 304 stainless steel	1660S	£143.45
White powder-coated 304 stainless steel	1661	£143.45



Toilet brush set



Bright polished and matte black 304 stainless steel, model with lid



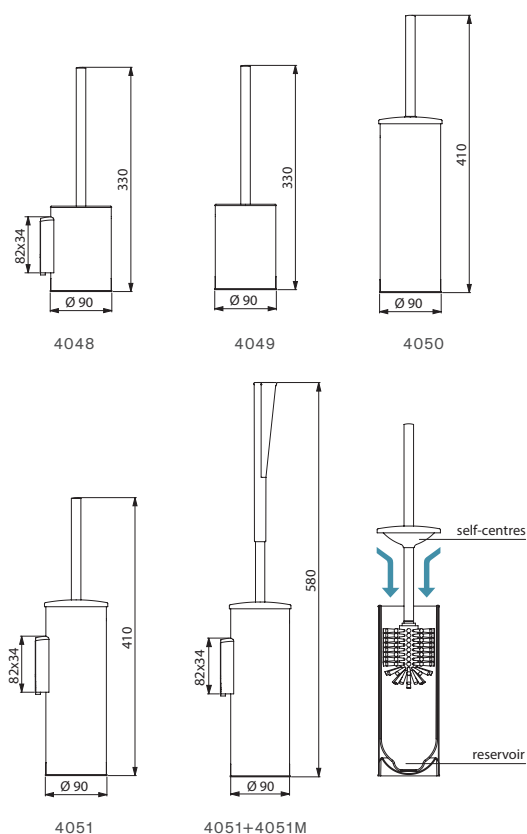
Polished satin 304 stainless steel, model without lid



White powder-coated 304 stainless steel, model without lid

- **Robust model.**
- **Bacteriostatic 304 stainless steel.**
- Wall-mounted or floor-standing.
- Easy to clean: plastic bowl can be removed from above.
- **Plastic bowl with reservoir:** prevents toilet brush sitting in residual water and reduces the risk of splashing when next used.
- Model with lid: toilet brush **automatically centres itself** in the holder.
- **Anti-theft lock** (wall-mounted model).
- **Ergonomic handle extension possible:** easy for wheelchair users or those with difficulty bending to use.
- Stainless steel thickness: 1mm body.
- 30-year warranty.

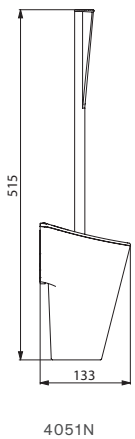
Wall-mounted toilet brush set without lid - Anti-theft lock		
Bright polished 304 stainless steel	4048P	£64.42
Polished satin 304 stainless steel	4048S	£64.42
White powder-coated 304 stainless steel	4048EW	£64.42
Metallised anthracite 304 stainless steel	4048C	£64.42
Matte white 304 stainless steel	4048MW	£64.42
Floor-standing toilet brush set without lid		
Bright polished 304 stainless steel	4049P	£57.15
Polished satin 304 stainless steel	4049S	£57.15
Wall-mounted toilet brush set with lid - Anti-theft lock		
Bright polished 304 stainless steel	4051P	£96.03
Polished satin 304 stainless steel	4051S	£96.03
White powder-coated 304 stainless steel	4051EW	£96.03
Matte black powder-coated 304 stainless steel	4051BK	£110.45
Metallised anthracite 304 stainless steel	4051C	£96.03
Matte white 304 stainless steel	4051MW	£96.03
Floor-standing toilet brush set with lid		
Bright polished 304 stainless steel	4050P	£88.75
Polished satin 304 stainless steel	4050S	£88.75
Ergonomic extension for toilet brush handle	4051M	£13.11



Toilet brush set
With long handle



- High-strength polyamide (Nylon).
- Long, ergonomic handle: easy for wheelchair users or people who have difficulty bending to use.
- Easy to clean: plastic bowl can be removed from above.
- Plastic bowl with reservoir: prevents toilet brush sitting in residual water and reduces the risk of splashing when next used.
- Wall-mounted with anti-theft lock.
- Height 515mm.
- 30-year warranty.

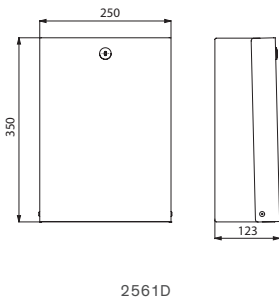


Toilet brush set, bright white HR Nylon with long handle - Anti-theft lock	4051N	£74.46
--	-------	--------

Hygienic bag dispenser and bin



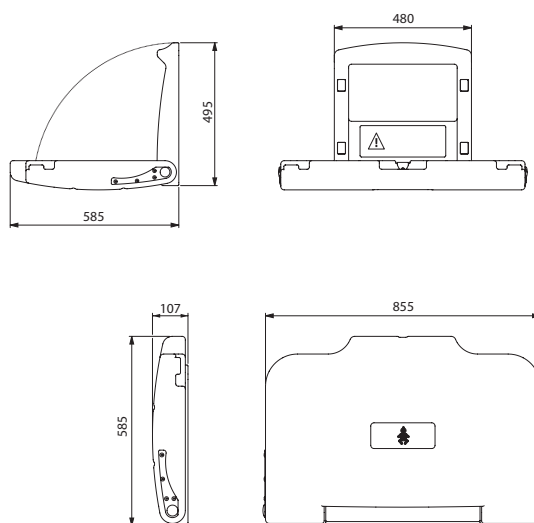
- Bin with flap on top.
- Hygienic bag dispenser beneath.
- Capacity: 9 litres.
- Hinged cover with lock and standard DELABIE key.
- Wall-mounted.
- Stainless steel thickness: 1mm.
- Dimensions: 123 × 250 × 350mm.
- 30-year warranty.



Hygienic bag dispenser & bin		
Bright polished 304 stainless steel	2561D	£274.94
Polished satin 304 stainless steel	2561DS	£274.94

Changing table

- Wall-mounted model.
- With **adjustable strap**, adapts perfectly to the shape of the newly changed baby.
- For babies up to 11kg or 12 months.
- High density polyethylene (HDPE).
- Space saving: retained in the vertical position.
- **Slowed down descent.**
- Easy to maintain: surface is easy to clean.
- Complies with European standard EN 12221.
- Dimensions: open position 585 × 855 × 495mm, closed position 107 × 855 × 585mm.
- Changing table weight: 11.5kg.
- 30-year warranty.



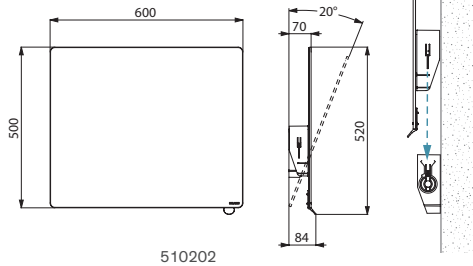
510700

Changing table	510700	£435.46
----------------	--------	---------



Tilting glass mirrorWith **tab handle** or **long, ergonomic lever**

- **For combined installation:** can be used from sitting or standing position.
- **Tab handle for easy adjustment of mirror angle for those in a sitting position or for wheelchair users.**
- **Quick and easy to install:** just clip into place.
- **Anti-theft lock.**
- Mirror made from 6mm laminated safety glass.
- Can be tilted up to 20°.
- Mirror dimensions: 500 × 600mm.
- 30-year warranty.

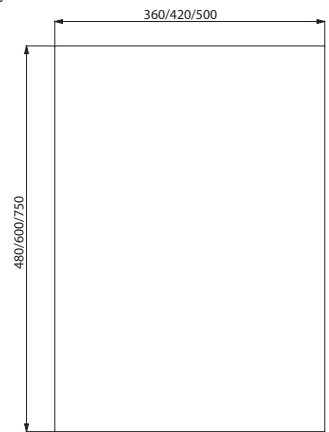


510202

Glass mirror - With tab handle for tilting		
Chrome-plated bright tab handle	510202P	£252.48
Chrome-plated satin tab handle	510202S	£252.48
Metallised anthracite tab handle	510202C	£252.48
White Nylon tab handle	510202N	£252.48
Matte black tab handle	510202BK	£258.53
Tilting mirror with long ergonomic lever	510201N	£291.86


Glass mirror

- **6mm thick.**
- **Individually packaged.**
- Order mounting brackets separately.
- 3451 model dimensions: 6 × 360 × 480mm.
- 3450 model dimensions: 6 × 420 × 600mm.
- 3454 model dimensions: 6 × 500 × 750mm.
- 30-year warranty.



3451/3450/3454

Glass mirror		
360 × 480mm	3451	£49.27
420 × 600mm	3450	£63.25
500 × 750mm	3454	£83.07


Round studded pegs

- Chrome-plated brass.
- Screw in.
- Dimensions: Ø 20mm.
- 30-year warranty.

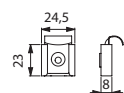


578

Round studded pegs	578	£7.25
---------------------------	------------	--------------

Studded pegs with a spring

- Pack of 4 mounting pegs, 2 of which incorporate a spring.
- Bright polished stainless steel.
- 30-year warranty.



577

Pack of 4 studded pegs, 2 of which have springs	577	£5.86
--	------------	--------------

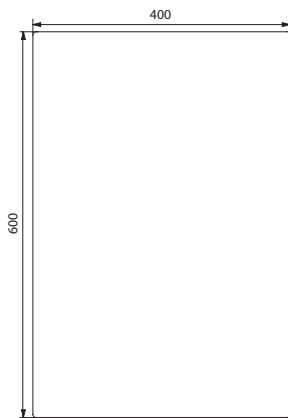


Stainless steel mirror

Self-adhesive - H. 600mm



- **"Mirror"** polished bacteriostatic 304 stainless steel.
- Stainless steel thickness: 1mm.
- **Unbreakable.**
- Install on a flat surface.
- Self-adhesive.
- Dimensions: 1 × 400 × 600mm.
- 30-year warranty.



3453

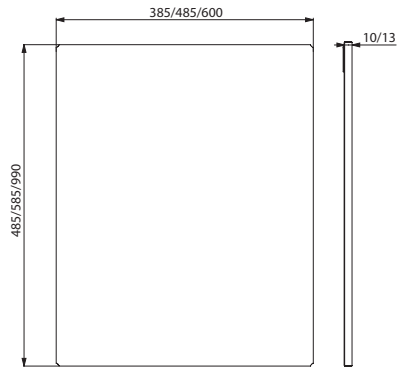
Stainless steel mirror 1 × 400 × 600mm	3453	£186.24
---	------	---------

Stainless steel mirror

Concealed fixings - H. 500/600/1,000mm



- **"Mirror"** polished bacteriostatic 304 stainless steel.
- **Reinforced by a concealed solid PVC plate** 10mm thick or wooden plate.
- Concealed fixings.
- **Unbreakable.**
- Install on a flat surface.
- Model 3459: **for combined installation, height enables use from standing or sitting positions, or from a wheelchair.**
- 3452 model dimensions: 10 × 385 × 485mm.
- 3458 model dimensions: 10 × 485 × 585mm.
- 3459 model dimensions: 13 × 600 × 990mm.
- 30-year warranty.




3452/3458/3459

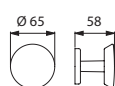
Stainless steel mirror - Concealed fixings		
PVC plate - 10 × 385 × 485mm	3452	£188.25
PVC plate - 10 × 485 × 585mm	3458	£245.31
Wooden plate - 13 × 600 × 990mm	3459	£456.98

Robe hook

304 stainless steel, **1 hook**



- **Concealed fixings.**
- Dimensions: $\varnothing 65 \times 58$ mm.
- 30-year warranty.



301

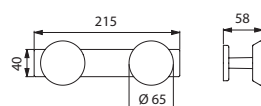
Robe hook, 1 hook Bright polished and chrome-plated 304 stainless steel	301	£20.90
--	-----	--------

Robe hooks

304 stainless steel, **2 hooks**



- **Concealed fixings.**
- Dimensions: $\varnothing 65 \times 215 \times 58$ mm.
- 30-year warranty.



302

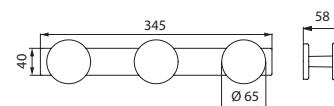
Robe hook, 2 hooks Bright polished and chrome-plated 304 stainless steel	302	£38.33
---	-----	--------

Robe hooks

304 stainless steel, **3 hooks**



- **Concealed fixings.**
- Dimensions: $\varnothing 65 \times 345 \times 58$ mm.
- 30-year warranty.



303D


Robe hook, 3 hooks Bright polished and chrome-plated 304 stainless steel	303D	£58.90
---	------	--------

Ligature-resistant hook

304 stainless steel



- **Ligature-resistant:** the hook lowers with loads over 30kg.
- **Polished satin 304 stainless steel.**
- Dimensions: $\varnothing 90 \times 68$ mm.
- 30-year warranty.



510104S

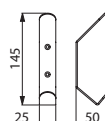
Ligature-resistant clothes hook 304 stainless steel	510104S	£140.21
---	---------	---------

Hook

304 stainless steel



- **Bright polished 304 stainless steel.**
- **Thickness: 2mm.**
- Dimensions: $50 \times 25 \times 145$ mm.
- 30-year warranty.



101P

304 stainless steel clothes hook	101P	£17.32
-------------------------------------	------	--------

Coat hook

304 stainless steel



- **Bacteriostatic 304 stainless steel.**
- Dimensions: $\varnothing 18 \times 40$ mm.
- **Concealed fixings.**
- 30-year warranty.



510047

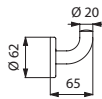
Coat hook		
Bright polished 304 stainless steel	510047P	£13.64
Polished satin 304 stainless steel	510047S	£13.64
White powder-coated 304 stainless steel	510047W	£13.64
Matte black powder-coated 304 st. st.	510047BK	£13.82

Coat hook

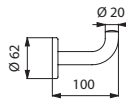
304 stainless steel



- **Bacteriostatic 304 stainless steel.**
- Tube Ø 20mm, 1mm thick.
- **Concealed fixings.**
- 30-year warranty.



4043



4047P

Coat hook - Short model

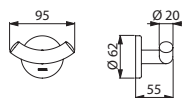
Bright polished 304 stainless steel	4043P	£19.09
Polished satin 304 stainless steel	4043S	£19.09
White powder-coated 304 stainless steel	4043EW	£17.23
Matte black powder-coated 304 stainless steel	4043BK	£21.96
Coat hook - Long model - Bright polished 304 stainless steel	4047P	£19.86

Double coat hook

304 stainless steel



- **Bacteriostatic 304 stainless steel.**
- Tube Ø 20mm, 1mm thick.
- **Concealed fixings.**
- Dimensions: Ø 62 × 55 × 95mm.
- 30-year warranty.




4042

Double coat hook

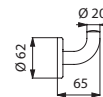
Bright polished 304 stainless steel	4042P	£32.58
Polished satin 304 stainless steel	4042S	£32.58
White powder-coated 304 stainless steel	4042W	£30.14

Coat hook

Nylon



- **High-strength polyamide (Nylon).**
- Tube Ø 20mm.
- **Concealed fixings.**
- Dimensions: Ø 62 × 65 × 73mm.
- 30-year warranty.



4043N

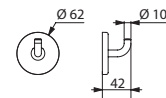
Coat hook Bright white HR Nylon	4043N	£10.79
--	--------------	---------------

Coat hook

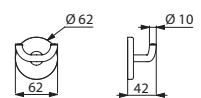
Nylon



- **High-strength polyamide (Nylon).**
- Tube Ø 10mm.
- **Concealed fixings.**
- 30-year warranty.



510043N



510042N

Coat hook bright white HR Nylon

Single model	510043N	£7.76
Double model	510042N	£8.47

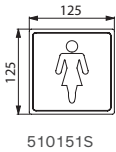
Stainless steel toilet sign

Self-adhesive



- Polished satin 304 stainless steel.
- Stainless steel thickness: 1.2mm.
- Dimensions: 125 × 125mm.
- 30-year warranty.

304 stainless steel toilet sign		
Female sign	510151S	£28.24
Male sign	510152S	£28.24
WC sign	510154S	£28.24



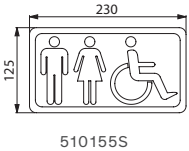
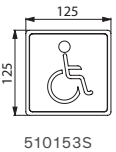
Stainless steel "Disabled" signs

Self-adhesive




- Polished satin 304 stainless steel.
- Stainless steel thickness: 1.2mm.
- Dimensions: 125 or 230 × 125mm.
- 30-year warranty.

304 stainless steel toilet sign		
Disabled sign	510153S	£28.24
Mixed disabled sign	510155S	£29.86



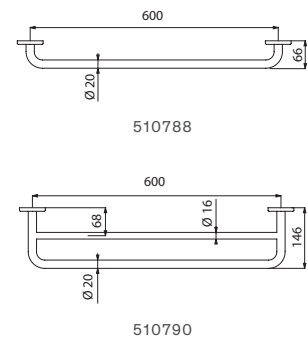
Towel rail

Concealed fixings




- **Robust model.**
- **Bacteriostatic 304 stainless steel.**
- Ø 20mm and Ø 16mm tubes.
- **Concealed fixings.**
- Length 600mm.
- 30-year warranty.

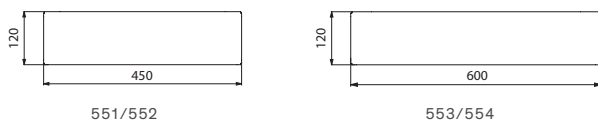
Towel rail with concealed fixings - 1 rail		
Bright polished 304 stainless steel	510788P	£43.08
Polished satin 304 stainless steel	510788S	£43.08
White powder-coated 304 stainless steel	510788W	£40.91
Towel rail with concealed fixings - 2 rails		
Bright polished 304 stainless steel	510790P	£69.33
Polished satin 304 stainless steel	510790S	£69.33
White powder-coated 304 stainless steel	510790W	£65.84



Wall-mounted shelf



- 1mm thick.
- 30-year warranty.




Bright polished 304 stainless steel shelf		
120 × 450mm	551	£52.53
120 × 600mm	553	£58.21
White powder-coated shelf		
120 × 450mm	552	£43.99
120 × 600mm	554	£47.39

Glass shelf with supports



- Glass shelf with rounded edges, **6mm thick**, 120 × 600mm.
- 120mm chrome-plated shelf supports.
- 30-year warranty.



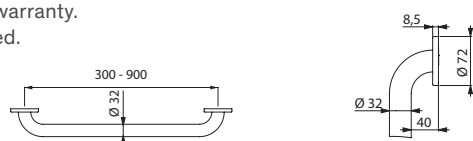
Basin shelf with supports		
Glass shelf	6555	£24.88
Chrome-plated supports	600	£17.45

Satin finish Basic straight grab bar

Tube Ø 32mm



- Polished satin 304 stainless steel.
- Concealed fixings, secured to wall by a 3-hole plate.
- 30-year warranty.
- CE marked.



35050S/350504S/350505S/350506S/350508S/350509S

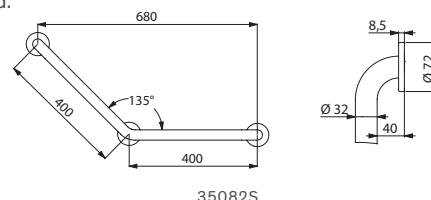
Basic straight grab bar Ø 32mm		
Polished satin 304 stainless steel - 300mm	35050S	£40.72
Polished satin 304 stainless steel - 400mm	350504S	£45.29
Polished satin 304 stainless steel - 500mm	350505S	£49.36
Polished satin 304 stainless steel - 600mm	350506S	£54.71
Polished satin 304 stainless steel - 800mm	350508S	£64.18
Polished satin 304 stainless steel - 900mm	350509S	£69.13

Satin finish Basic angled grab bar 135°

Tube Ø 32mm



- Polished satin 304 stainless steel.
- 3 fixing points prevent the hand from getting trapped and simplify installation.
- Concealed fixings, secured to wall by a 3-hole plate.
- Dimensions: 400 × 400mm.
- 30-year warranty.
- CE marked.



35082S

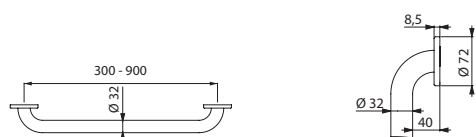
Basic angled grab bar 135° Ø 32mm Polished satin 304 stainless steel	35082S	£73.00
---	---------------	---------------

White powder-coated Basic straight grab bar

Tube Ø 32mm



- White powder-coated stainless steel.
- Concealed fixings, secured to wall by a 3-hole plate.
- 30-year warranty.
- CE marked.



35050W/350504W/350505W/350506W

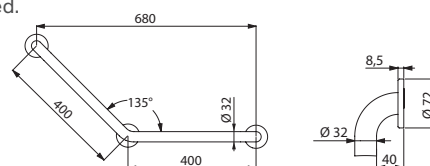
Basic straight grab bar Ø 32mm		
White powder-coated stainless steel - 300mm	35050W	£34.12
White powder-coated stainless steel - 400mm	350504W	£39.08
White powder-coated stainless steel - 500mm	350505W	£45.29
White powder-coated stainless steel - 600mm	350506W	£53.36

White powder-coated Basic angled grab bar 135°

Tube Ø 32mm



- White powder-coated stainless steel.
- 3 fixing points prevent the hand from getting trapped and simplify installation.
- Concealed fixings, secured to wall by a 3-hole plate.
- Dimensions: 400 × 400mm.
- 30-year warranty.
- CE marked.



35082W

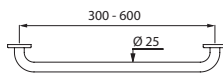
Basic angled grab bar 135° Ø 32mm White powder-coated stainless steel	35082W	£71.35
--	---------------	---------------

Bright ECO straight grab bar

Tube Ø 25mm



- Bright polished 304 stainless steel.
- Visible fixings, secured to wall by a 3-hole plate.
- 30-year warranty.



530/531/532/536

ECO straight grab bar Ø 25mm

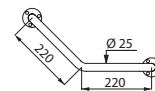
Bright polished 304 stainless steel - 300mm	530	£28.66
Bright polished 304 stainless steel - 400mm	531	£32.86
Bright polished 304 stainless steel - 500mm	532	£34.99
Bright polished 304 stainless steel - 600mm	536	£40.18

Bright ECO angled grab bar 135°

Tube Ø 25mm




- Bright polished 304 stainless steel.
- Visible fixings, secured to wall by a 3-hole plate.
- Dimensions: 220 × 220mm.
- 30-year warranty.



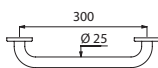
550

ECO angled grab bar 135° Ø 25mm
Bright polished 304 stainless steel**550****£44.05****White powder-coated ECO straight grab bar**

Tube Ø 25mm



- White powder-coated stainless steel.
- Visible fixings, secured to wall by a 3-hole plate.
- Dimensions: 300mm.
- 30-year warranty.



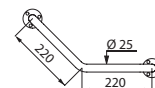
1530

ECO straight grab bar Ø 25mm**White powder-coated stainless steel - 300mm****1530****£28.60****White powder-coated ECO angled grab bar 135°**

Tube Ø 25mm



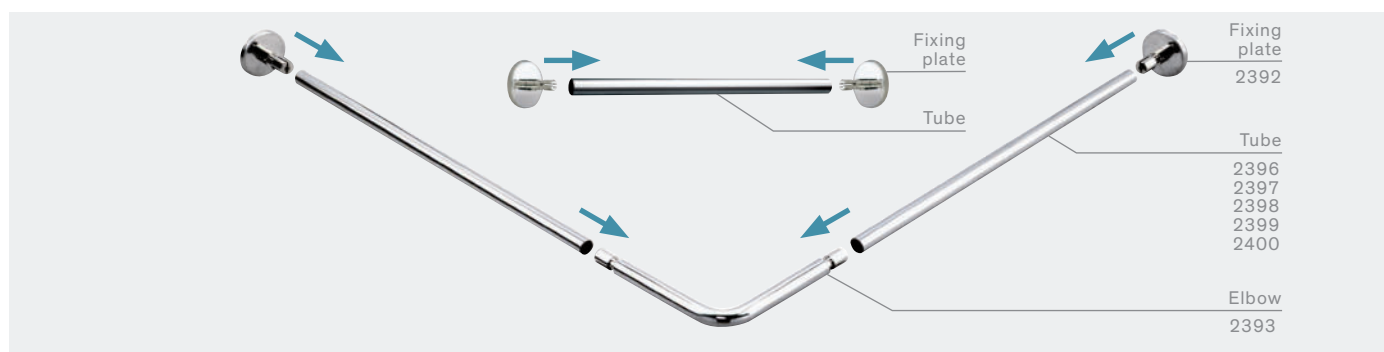
- White powder-coated stainless steel.
- Visible fixings, secured to wall by a 3-hole plate.
- Dimensions: 220 × 220mm.
- 30-year warranty.



1550

ECO angled grab bar 135° Ø 25mm**White powder-coated stainless steel****1550****£42.79**

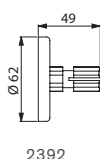
DELABIE / Straight or angled shower curtain rail assembly kit



Fixing plate



- For Ø 20mm tubes.
- **Concealed fixings via 304 stainless steel plate.**
- With push-fit connectors for mounting.
- Supplied with 4 screws 4 × 30mm and 4 rawl plugs.
- 30-year warranty.



2392

Pack of 2 fixing plates	2392	£33.90
-------------------------	------	--------

Sleeve connector



- To connect 2 straight tubes.
- Connects 2 × Ø 20mm tubes.
- Dimensions: Ø 18 × 60mm.
- 30-year warranty.



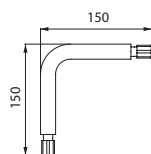
2390

Sleeve connector	2390	£12.98
------------------	------	--------

Elbow connector



- To connect 2 × Ø 20mm tubes.
- 304 stainless steel.
- With push-fit connectors for mounting.
- Dimensions: 150 × 150mm.
- 30-year warranty.



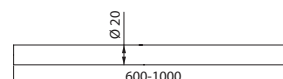
2393

Elbow connector	2393	£26.72
-----------------	------	--------

Connecting tubes



- Cut-to-size.
- Bright polished 304 stainless steel, 1mm thick.
- Tube Ø 20mm.
- **Longer tubes available on request.**
- 30-year warranty.



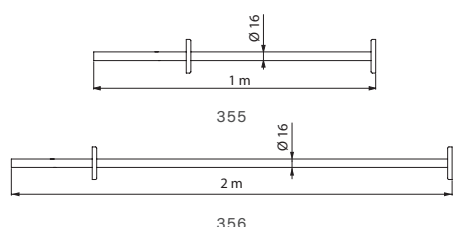
2396/2397/2398/2399/2400

Connecting tubes		
600mm	2396	£16.10
700mm	2397	£18.16
800mm	2398	£20.35
900mm	2399	£22.45
1,000mm	2400	£24.61

Cut-to-size straight curtain rail



- **Cut-to-size.**
- Bright polished 304 stainless steel.
- Tube Ø 16mm, 1mm thick.
- 30-year warranty.



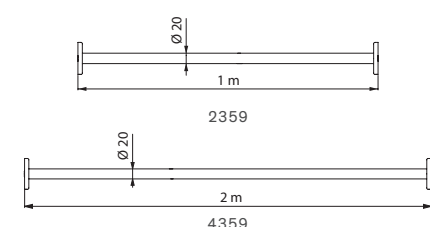
Straight curtain rail, cut-to-size

Ø 16mm, 1m	355	£36.29
Ø 16mm, 2m	356	£60.47

See our ceiling supports for curtain rails on page 56.

Cut-to-size straight curtain rail
Concealed fixings

- **Cut-to-size.**
- Bright polished 304 stainless steel.
- **Concealed fixings.**
- Tube Ø 20mm, 1mm thick.
- 30-year warranty.



Straight curtain rail, cut-to-size - Concealed fixings

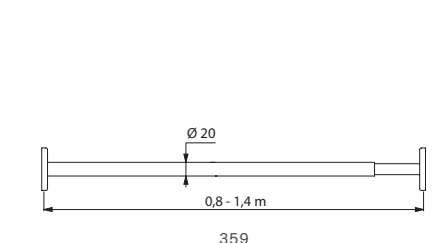
Ø 20mm, 1m	2359	£58.05
Ø 20mm, 2m	4359	£82.38

See our ceiling supports for curtain rails on page 56.

Adjustable straight curtain rail



- **Adjusts from 0.80m - 1.40m simply by rotating the tube.**
- Bright polished 304 stainless steel.
- Tube Ø 20mm, 1mm thick.
- 30-year warranty.

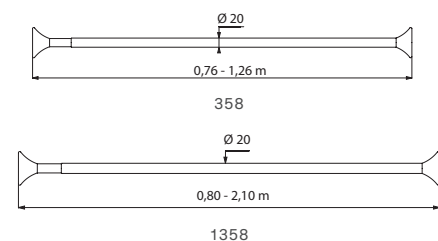


Adjustable straight curtain rail Ø 20mm	359	£70.46
---	-----	--------

See our ceiling supports for curtain rails on page 56.

Telescopic, straight curtain rail
ECO

- **Telescopic.**
- Polished aluminium tube.
- 30-year warranty.



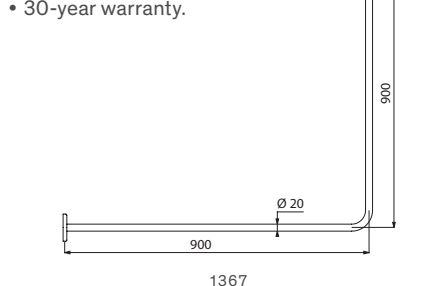
Telescopic, straight curtain rail

Ø 20mm, from 0.76 to 1.26m	358	£18.98
Ø 20mm, from 0.80 to 2.10m	1358	£22.84

Fixed, angled curtain rail



- Bright polished 304 stainless steel.
- 1mm thick.
- Concealed fixings.
- 30-year warranty.



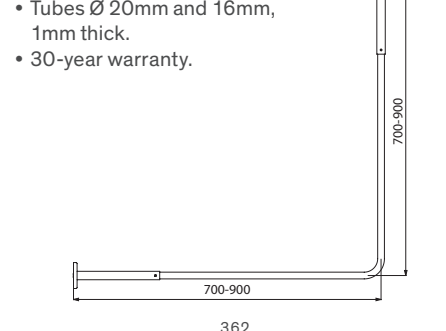
Fixed, angled curtain rail Ø 20mm, 0.90 x 0.90mm	1367	£93.48
--	------	--------

See our ceiling supports for curtain rails on page 56.

Adjustable, angled curtain rail



- **Adjusts from 700 - 900mm on either side.**
- Bright polished 304 stainless steel.
- Tubes Ø 20mm and 16mm, 1mm thick.
- 30-year warranty.



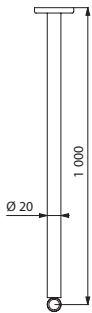
Adjustable, angled curtain rail	362	£102.84
---------------------------------	-----	---------

See our ceiling supports for curtain rails on page 56.

Ceiling support




- Removable fixing plate.
- Bright polished 304 stainless steel.
- Concealed fixings.
- Can be cut to size.
- Ø 20mm tube, 1mm thick.
- Length 1m.
- 30-year warranty.



4373

Ceiling support for curtain rails Ø 20mm	4373	£71.02
--	------	--------

ECO ceiling support



- Bright polished 304 stainless steel rod and chrome-plated brass.
- Can be cut to size.
- Length 800mm.
- 30-year warranty.



3364/3365

ECO ceiling support		
For curtain rails Ø 16mm	3364	£27.91
For curtain rails Ø 20mm	3365	£28.42

Shower curtain

H. 1,800mm and 2,000mm



- Material: white PVC.
- Supplied with plastic curtain rings.
- 30-year warranty.

Shower curtain - Height 1.8m		
Width 900mm, with 6 curtain rings	381	£14.37
Width 1,200mm, with 8 curtain rings	382	£15.57
Width 1,800mm, with 12 curtain rings	387	£19.31
Shower curtain - Height 2m		
Width 900mm, with 6 curtain rings	1381	£16.41
Width 1,200mm, with 8 curtain rings	1382	£17.93
Width 1,800mm, with 12 curtain rings	1386	£22.16

Duck-board

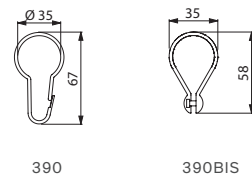


Duck-board	447	£33.46
------------	------------	---------------

Curtain rings for shower curtains

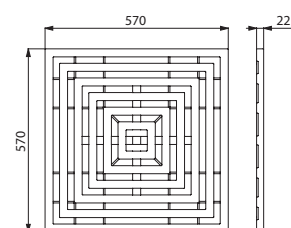


- Supplied in packs of 6.
- 30-year warranty.




Curtain rings for shower curtains		
Chrome-plated brass, pack of 6	390	£26.70
Plastic, pack of 6	390BIS	£9.58

- **Non-slip.**
- Semi-rigid, white plastic.
- Can be cut to size.
- Dimensions: 22 × 570 × 570mm.
- 30-year warranty.

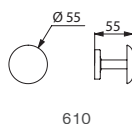


447

ECO robe hook



- Bright polished 304 stainless steel.
- Dimensions: Ø 55mm.

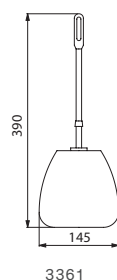


ECO robe hook	610	£11.10
---------------	-----	--------

Toilet brush set



- Floor-standing and wall-mounted toilet brush set.
- With Nylon brush.
- Dimensions: 145 × 390mm.




Toilet brush set		
Toilet brush set, with brush	3361	£15.64
Brush only	3362	£8.25

Wall-mounted shelf and supports



- Glass shelf with rounded edges, 6mm thick, 120 × 600mm.
- 120mm chrome-plated shelf supports.

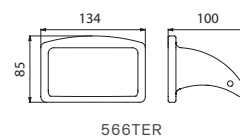


Basin shelf and supports		
Glass shelf	6555	£24.88
Chrome-plated supports	600	£17.45

Toilet roll holder



- Bright polished stainless steel.
- Dimensions: 100 × 134 × 85mm.



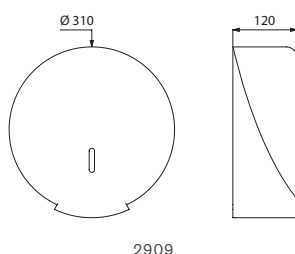
Toilet roll holder	566TER	£23.49
--------------------	--------	--------

Toilet paper dispenser

Large ABS model



- White ABS.
- For 400m rolls.
- With lock.
- Level control.
- Dimensions: 120 × 310 × 320mm.



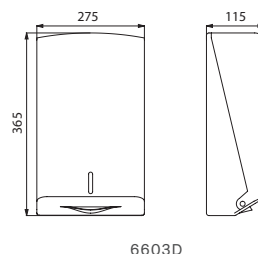
ABS toilet paper dispenser	2909	£55.18
----------------------------	------	--------

Paper towel dispenser

ABS



- White ABS.
- For folded paper towels.
- With lock.
- Level control.
- Capacity: 500 sheets.
- Dimensions: 115 × 275 × 365mm.



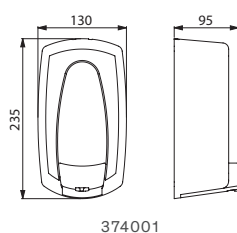
ABS paper towel dispenser	6603D	£70.18
Folded paper towels, pack of 180	6606	£9.53

Liquid soap dispenser

ABS



- White ABS.
- Push button with non-drip system.
- With lock.
- Level control.
- Capacity: 0.9 litre.
- Dimensions: 95 × 130 × 235mm.



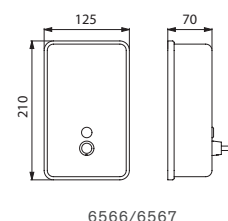
Soap dispenser	374001	£76.23
----------------	--------	--------

Liquid soap dispenser

Stainless steel



- 304 stainless steel.
- One piece.
- With lock.
- Level control.
- Concealed fixings.
- Top-fill articulated flap.
- Capacity: 1.2 litres.
- Dimensions: 70 × 125 × 210mm.





Dispenser, bright polished	6567	£74.84
Dispenser, polished satin	6566	£74.84
Valve, spare part	6568	£28.71
Window, spare part	6569	£7.19




DOC M PRODUCTS AND PACKS

DOC M
PACKS
62



DOC M
PRODUCTS
67



DOC M
SPACE GUIDES
70

Recessed Be-Line® shower pack



Please note that the images are for illustration purposes only.

19 items:

- 2 Drop-down support rails, length 850mm.
- 3 Grab bars, with ergonomic flat front face, length 600mm.
- 2 Grab bars, with ergonomic flat front face, length 450mm.
- 1 Lift-up shower seat.
- 1 Backrest, depth 150mm.
- 1 aluminium finish coat hook.
- 1 SECURITHERM single lever sequential thermostatic recessed shower mixer with angled outlet.
- 1 Chrome-plated TONIC JET shower head and tamperproof, with automatic flow rate regulator set at 6 lpm at 3 bar.
- 1 Recessed diverter valve.
- 1 Multi-mode shower kit with 1 single jet shower head, 1 sliding soap dish for riser rails, 1 sliding shower head holder and 1 flexible shower hose.
- 1 Grab bar for use as shower riser rail, length 600mm.
- 1 Shower hose retaining collar: retains shower hose correctly.
- 30-year warranty.

WRAS: 240102064
TMV approval applied for.
CE marked.

DOC M Be-Line® Recessed shower pack		
Metallised anthracite powder-coated aluminium	511MREC1	£3,409.44
Matte white powder-coated aluminium	511MREC2	£3,409.44

Exposed Be-Line® shower pack



Please note that the images are for illustration purposes only.

19 items:

- 2 Drop-down support rails, length 850mm.
- 3 Grab bars, with ergonomic flat front face, length 600mm.
- 2 Grab bars, with ergonomic flat front face, length 450mm.
- 1 Lift-up shower seat.
- 1 Backrest, depth 150mm.
- 1 aluminium finish coat hook.
- 1 SECURITHERM single lever sequential thermostatic exposed shower mixer with top outlet and Ø 16mm exposed shower column with reinforced collar.
- 1 Chrome-plated TONIC JET shower head and tamperproof, with automatic flow rate regulator set at 6 lpm at 3 bar.
- 1 Exposed diverter valve.
- 1 Multi-mode shower kit with 1 single jet shower head, 1 sliding soap dish for riser rails, 1 sliding shower head holder and 1 flexible shower hose.
- 1 Grab bar for use as shower riser rail, length 600mm.
- 1 Shower hose retaining collar: retains shower hose correctly.
- 30-year warranty.

WRAS: 240902010
TMV renewal ongoing.
CE marked.

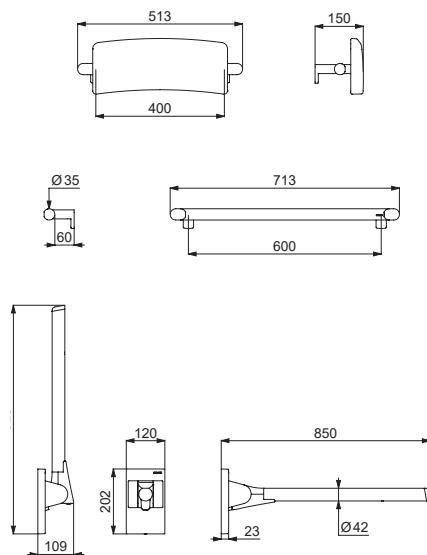
DOC M Be-Line® Exposed shower pack		
Metallised anthracite powder-coated aluminium	511MEXP1	£3,014.67
Matte white powder-coated aluminium	511MEXP2	£3,014.67



Be-Line® WC pack with backrest **511809MC** - TEMPOMATIC dual control flush plate for WCs **464006** - Waterproof recessing housing **464SBOX**
HIGHFLOW air pulse hand dryer **510622BK** - Electronic soap dispenser **512066BK** - Wall-mounted paper towel dispenser **510601BK**
TEMPOMATIC 5 electronic basin tap **44900615** - Toilet roll holder **510911BK** - Be-Line® toilet brush set **4051C+4051M**

Be-Line® WC pack with backrest

- 1 backrest, depth 150mm (ref. 511928C or 511928W).
- 1 drop-down support rail, length 850mm.
- 4 grab bars, length 600mm.
- Aluminium tube.
- Choice of powder-coated metallised anthracite (LRV 14) or matte white (LRV 82) finish; provides a good visual contrast with the wall.
- Tested to over 200kg.
- Maximum recommended user weight: 135kg.
- 30-year warranty.
- CE marked.
- DOC M compliant.

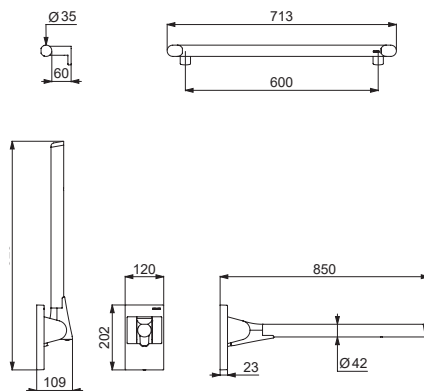


511809M

DOC M Be-Line® WC pack with backrest		
Metallised anthracite powder-coated aluminium	511809MC	£1,039.58
Matte white powder-coated aluminium	511809MW	£1,039.58

Be-Line® WC pack

- 1 drop-down support rail, length 850mm.
- 4 grab bars, length 600mm.
- Aluminium tube.
- Choice of powder-coated metallised anthracite (LRV 14) or matte white (LRV 82) finish; provides a good visual contrast with the wall.
- Tested to over 200kg.
- Maximum recommended user weight: 135kg.
- 30-year warranty.
- CE marked.
- DOC M compliant.

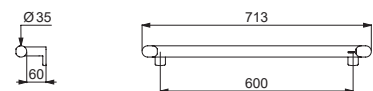


511804M

DOC M Be-Line® WC pack		
Metallised anthracite powder-coated aluminium	511804MC	£831.43
Matte white powder-coated aluminium	511804MW	£831.43

Ambulant WC pack Be-Line®

- 3 grab bars, length 600mm.
- Aluminium tube Ø 35mm.
- Choice of powder-coated metallised anthracite (LRV 14) or matte white (LRV 82) finish; provides a good visual contrast with the wall.
- Tested to over 200kg.
- Maximum recommended user weight: 135kg.
- 30-year warranty.
- CE marked.
- DOC M compliant.




511811M

DOC M ambulant Be-Line® WC pack		
Metallised anthracite powder-coated aluminium	511811MC	£346.93
Matte white powder-coated aluminium	511811MW	£346.93



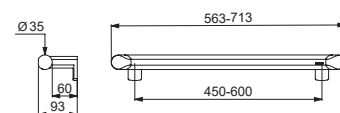
Be-Line® grab bar **511906MW** - TEMPOMATIC dual control flush plate for WCs **464006**
TEMPOFIX 3 self-supporting frame system for WCs **564065DE** - Be-Line® toilet brush set **4051MW+4051M** - Be-Line® toilet roll holder **511966W**

Straight grab bar



- For WCs, showers or baths.
- For use as a handrail and grab bar or support rail.
- Aluminium tube thickness 3mm. Solid aluminium fixing points.
- Rounded profile Ø 35mm with ergonomic flat front face that prevents rotation for an optimal grip.
- Choice of powder-coated metallised anthracite (LRV 14) or matte white (LRV 82) finish; provides a good visual contrast with the wall.
- Uniform surface for easy maintenance and hygiene.
- 60mm gap between the bar and the wall: minimal space prevents the forearm passing between the bar and the wall, reducing the risk of fracture in case of loss of balance.
- Concealed fixings.
- Supplied with stainless steel screws Ø 8 × 70mm for concrete walls.
- Dimensions: 450 - 600mm centre-to-centre.
- Tested to over 200kg. Maximum recommended user weight: 135kg.
- 30-year warranty.
- CE marked.
- DOC M compliant.

DOC M Be-Line® grab bar - Metallised anthracite powder-coated aluminium		
450mm	511904MC	£110.73
600mm	511906MC	£116.95
DOC M Be-Line® grab bar - Matte white powder-coated aluminium		
450mm	511904MW	£110.73
600mm	511906MW	£116.95



511904MC/511906MC/511904MW/ 511906MW

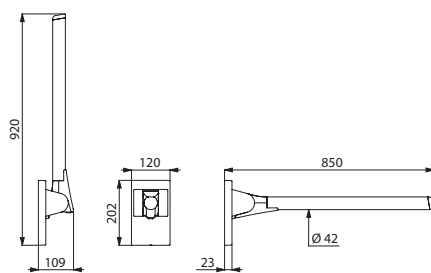


Be-Line® grab bar **511906MW** - Be-Line® drop-down support rail **511964W** - Be-Line® backrest **511928W** - TEMPOFLUX 3 dual control flush plate for WCs **763040**
TEMPOFIX 3 self-supporting frame system for WCs **564065DE** - Thermostatic sequential basin mixer **H9600610**
Toilet brush set **4051MW+4051C** - Be-Line® toilet roll holder **511965W**

Drop-down support rail



- For WCs or showers.
- Allows side access in the raised position.
- In the lowered position use as a grab bar, as a support for standing and for assisting movement.
- Removable: easy to remove with anti-theft locking system.
- Slowed down descent. Retained in upright position.
- Aluminium tube.
- Rounded profile Ø 42mm with ergonomic flat front face that prevents rotation for an optimal grip.
- Choice of powder-coated metallised anthracite (LRV 14) or matte white (LRV 82) finish; provides a good visual contrast with the wall.
- Uniform surface for easy maintenance and hygiene.
- Concealed fixings secured to wall by a 304 stainless steel plate, 5mm thick.
- Supplied with stainless steel screws Ø 8 × 70mm for concrete walls.
- Dimensions: 850 × 202 × 120mm.
- Tested to over 200kg. Maximum recommended user weight: 135kg.
- 30-year warranty.
- CE marked.
- DOC M compliant.



511964

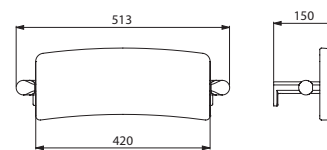
DOC M Be-Line® drop-down support rail

Metallised anthracite powder-coated aluminium	511964C	£369.82
Matte white powder-coated aluminium	511964W	£369.82

Comfort backrest for WCs



- For WCs for people with reduced mobility.
- Flexible backrest made from polyurethane.
- Choice of powder-coated metallised anthracite (LRV 14) or matte white (LRV 82) finish, aluminium structure.
- Dimensions: 150 × 513 × 173mm.
- 30-year warranty.
- CE marked.
- DOC M compliant.



511928

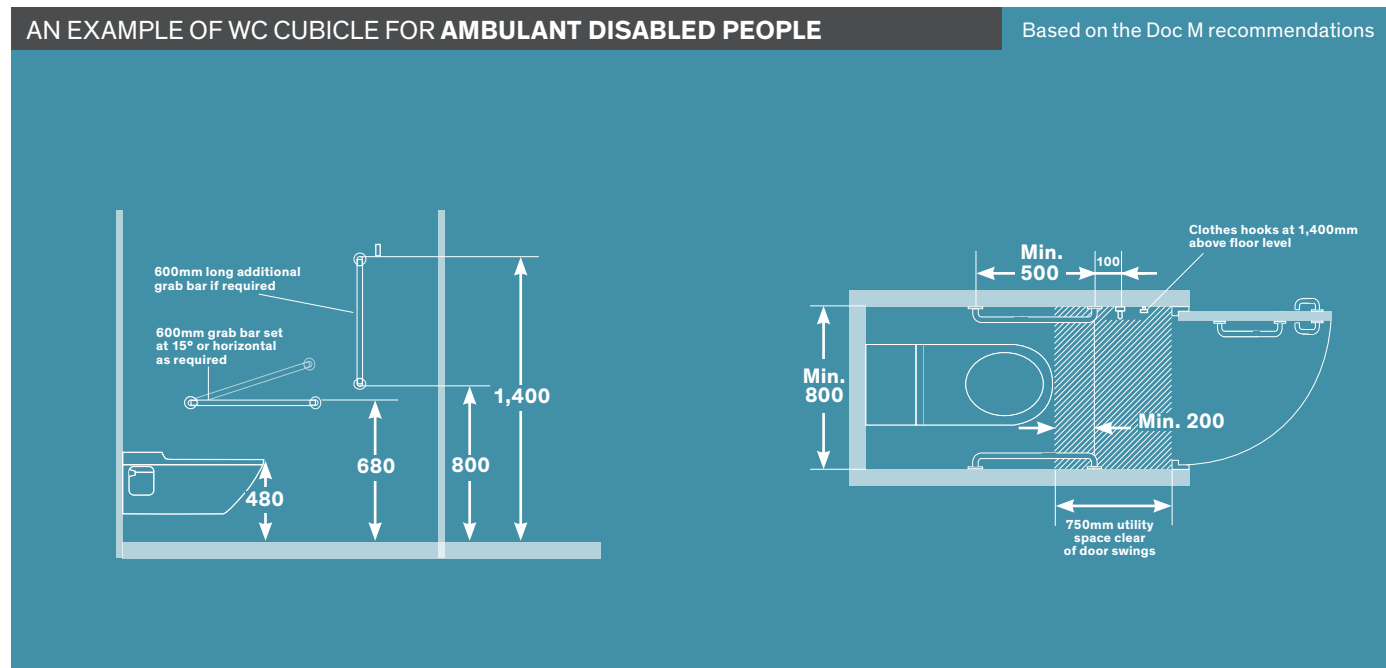
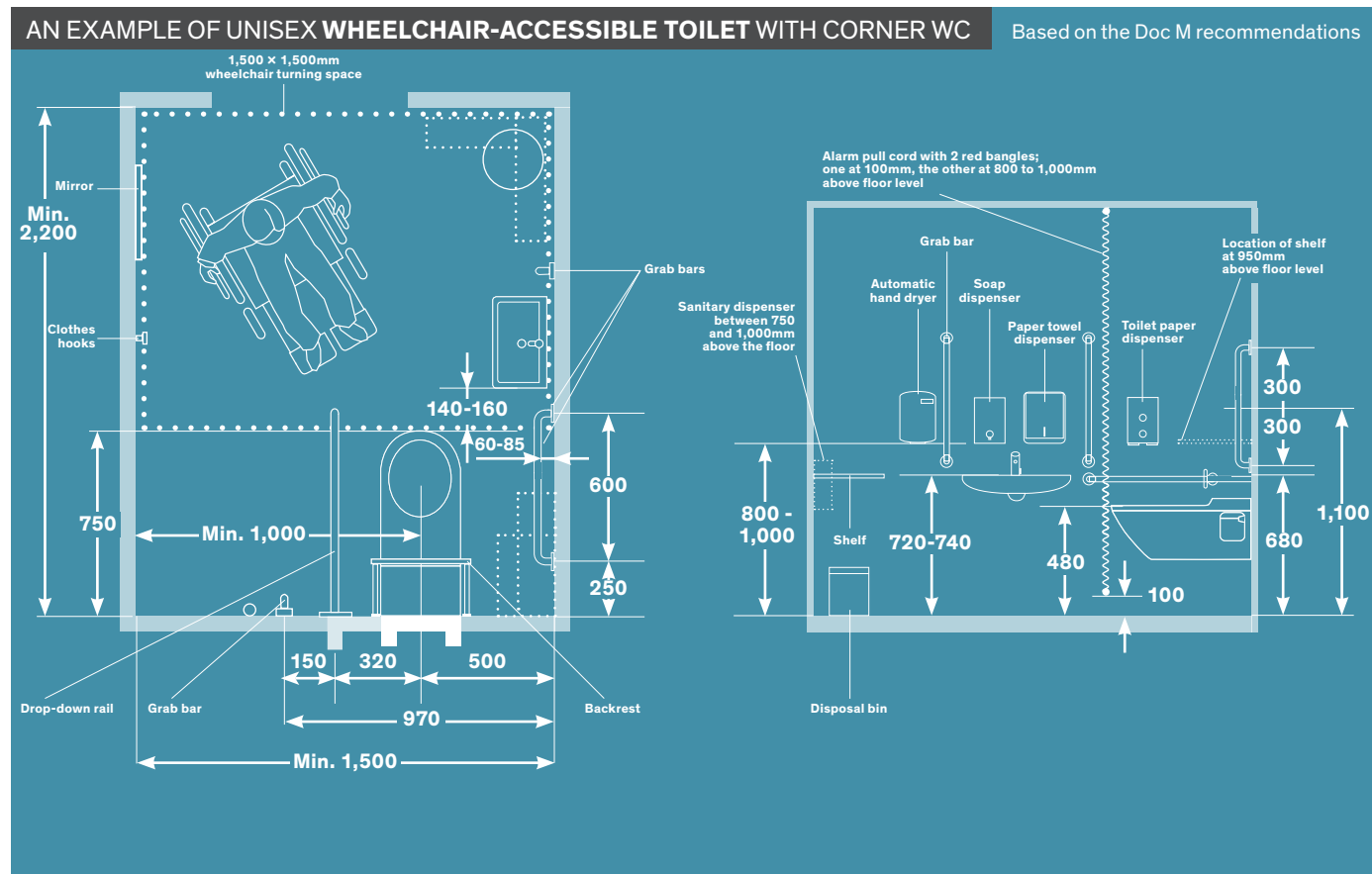
DOC M Be-Line® backrest for WCs

Metallised anthracite powder-coated aluminium	511928C	£209.00
Matte white powder-coated aluminium	511928W	£209.00

DISABILITY DISCRIMINATION ACT (DDA) AND DOC M: REMOVING PHYSICAL BARRIERS

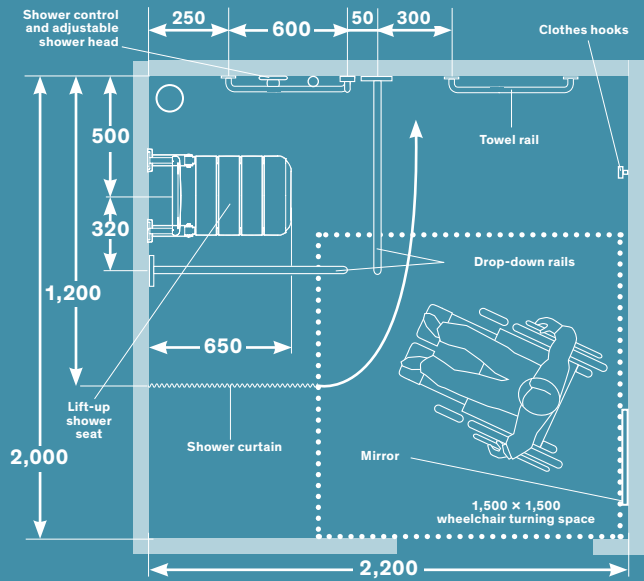
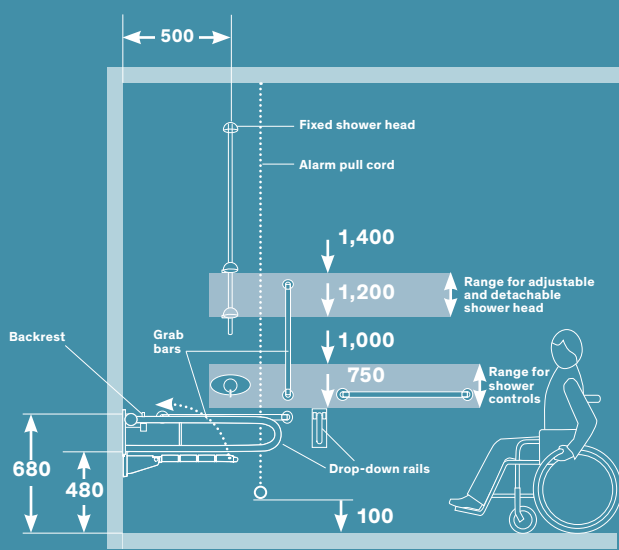
From October 2004, the revised DDA requires that **"All suppliers of services, goods and facilities for the general public must remove all physical barriers, where deemed reasonable"**. The DOC M (Part M of the Building Regulations 2010, volume 2) recommends and imposes a variety of alternative layouts and product combinations in response to these obligations.

DELABIE has therefore developed a product offering, including special packs, which conform to the recommendations of DOC M. The objective is to allow everyone - disabled people, older people or those with reduced mobility - easy access and to maintain maximum independence in their day-to-day life.



AN EXAMPLE OF A SELF-CONTAINED **SHOWER ROOM** FOR INDIVIDUAL USE

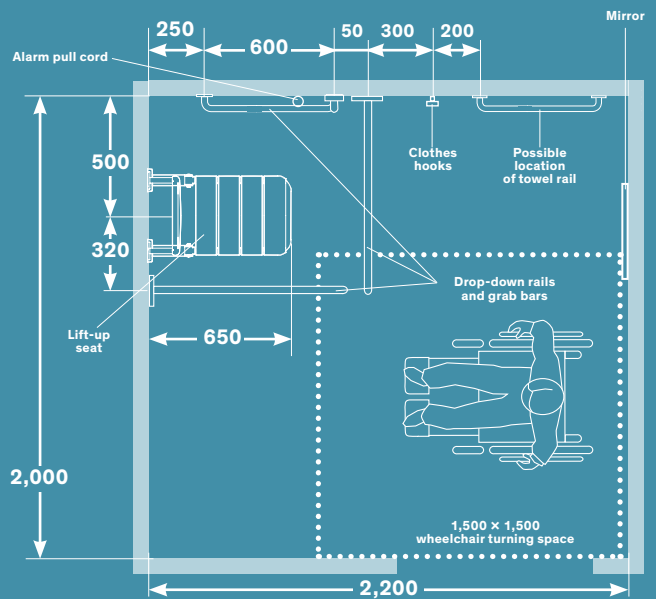
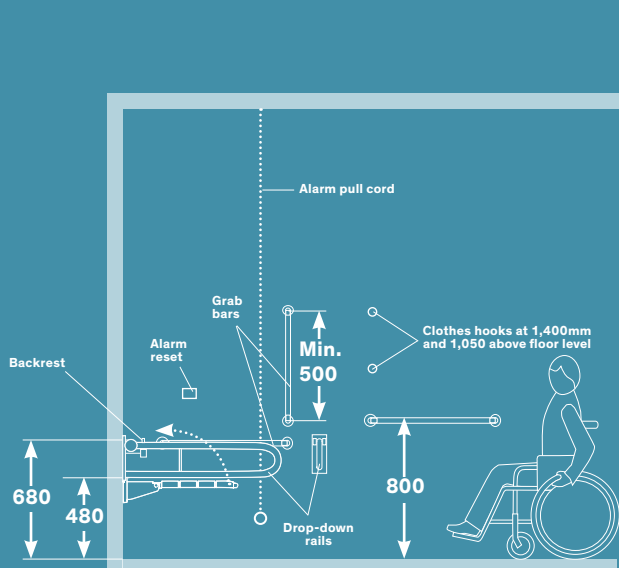
Based on the Doc M recommendations



DOC M RANGE

AN EXAMPLE OF A SELF-CONTAINED **CHANGING ROOM** FOR INDIVIDUAL USE

Based on the Doc M recommendations






Accessibility and Independence

Be-Line® Range


SHOWER
SEATS
77




GRAB BARS
AND DROP-DOWN
SUPPORT RAILS
83



SHOWER
GRAB BARS
89



ACCESSORIES
94





DESIGN, COMFORT, WELL-BEING

Inclusive design

DELABIE's Be-Line® range combines **aesthetics and comfort**.

The innovative design of the Be-Line® grab bars and shower seats eliminates the medical (and sometimes stigmatising) aspects of accessible washrooms, leaving only a feeling of well-being, free from any complex, both at home and in the wider environment.

The Be-Line® range transcends generations and is suitable for every life stage, regardless of age or level of independence, which makes the shared use of sanitary spaces more agreeable for everyone.

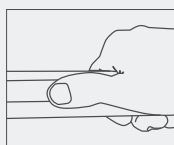
Discretion and freedom of movement

The Be-Line® range of grab bars and shower seats, with its clean lines, lack of imposing wall plates, concealed fixings and overall quality, naturally integrates into its environment and heightens the impression of comfort as well as providing the necessary level of discretion.

Since they are closer to the wall, the grab bars require less space. This improves access within the sanitary facilities (showers, WCs, etc.) providing greater freedom of movement and an enhanced feeling of comfort.

Ergonomics

The Be-Line® range of grab bars has a 35mm diameter which provides an **optimum grip** regardless of the product destination or user. The rounded form of these bars, with an **ergonomic, flat front face** that perfectly matches the shape of the hand, **prevents the hand from rotating** and offers greater safety to the user.



Ergonomics and safety: prevents rotation allows placement of thumb and matches the shape of the hand perfectly.

Three finishes

The Be-Line® range coordinates with all styles and types of materials.

It is available in three aluminium finishes: powder-coated matte white (LRV 82), matte black (LRV 5) and metallised anthracite (LRV 14). This choice of finish provides, most notably, a **good visual contrast** between the colour of the bars or seats and the walls that they are fixed to.

MAXIMUM HYGIENE

Durable and resistant material

The Be-Line® range of grab bars and shower seats is made from extruded or injection-moulded aluminium, a durable and resistant material. The smooth, uniform surface is quick and easy to clean, ideal for meeting hygiene requirements.

Fewer seams

Particular attention has been paid to the design of the Be-Line® range to reduce the number of joins and seams. This reduces the build-up of dirt and niches where bacteria can develop, especially on the straight sections which are extruded in one-piece and which have the most frequent contact with hands.

MAXIMUM SAFETY

Tested to over 200kg

In public and commercial places, the user weight is unknown. The products installed must therefore be able to support any user.

30-year warranty

The Be-Line® range of grab bars and shower seats is suitable for intensive use in all types of public or healthcare buildings.

CE marked

DELABIE's Be-Line® range is CE marked and conforms to European Directive 93/42/CEE that relates to medical devices, and complies with European standard EN ISO 21856 "Technical aids". This provides an additional guarantee for product users.

38mm safety gap

The elderly or people with reduced mobility can easily lose their balance and fall. Limiting the gap between the Be-line® range of grab bars and the wall to just 38mm prevents the forearm from getting trapped and significantly reduces the risk of fracture.

Robust metal thickness

The thickness of the aluminium used by DELABIE to make the Be-Line® range is significant: 3mm for the tube sections and solid aluminium for the injection-moulded fixing elements. It is an essential feature that attests to the high quality and strength of these products.

AND ALSO...

100% interchangeable


Be-line® grab bars dimensions are checked during the manufacturing process. There is no need to drill additional holes in the wall if replacing the bar with an identical one.

100% recyclable

Aluminium is 100% recyclable, contributing to sustainable development and protecting the environment.

Complete range

Offering a wide range of products enables DELABIE to respond to the needs and requirements of the accessibility and independence sector. This offering complements DELABIE's other product ranges perfectly.



Metallised anthracite



Matte white



Matte black

ALUMINIUM
Resistant and durable material

INNOVATIVE DESIGN
Suitable for all users
Feeling of well-being

SEAM-FREE
No bacterial niches

3 FINISHES
Coordinates with all styles
Visual contrast



Metallised
anthracite



Matte
white



Matte
black

100% RECYCLABLE

ERGONOMIC FLAT SURFACE
Optimal grip
Safety: prevents hand rotating

TESTED TO OVER 200KG
30-YEAR WARRANTY
CE MARKED

38MM SAFETY GAP
Reduced risk of fracture
Space saving

SOLID ALUMINIUM
Safety

SLIDING 'T'
Adapts to all installations
left or right side

3MM THICK
High resistance

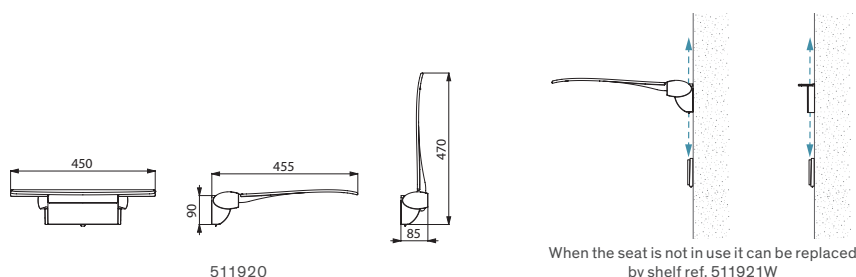


Removable lift-up shower seat

Without leg



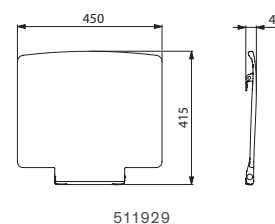
- **Large model.**
- **Removable:** easy to remove with **anti-theft locking** system. Reduces the number of shower seats in a facility, allowing installation only when required e.g. hotels or hospitals providing short-term accommodation for people with reduced mobility.
- **Retained in upright position.**
- **Slowed down descent.**
- Suitable for intensive use in public places or the healthcare sector.
- **Solid, reinforced seat** made from high-strength polymer which can be installed, without a supporting leg, on any suitable wall.
- **Non-slip surface.**
- Choice of powder-coated metallised anthracite (LRV 14), matte white (LRV 82) or matte black (LRV 5) finish; provides a good visual contrast with the wall.
- **Solid aluminium** mounting bracket.
- Good resistance to disinfectant (Povidone-iodine).
- 5 concealed fixing points.
- Supplied with stainless steel screws $\varnothing 8 \times 70\text{mm}$ for concrete walls.
- Dimensions: $455 \times 450 \times 90\text{mm}$.
- Folded dimensions: $85 \times 470\text{mm}$.
- Tested to over 200kg. Maximum recommended user weight: 135kg.
- 30-year warranty.
- CE marked.

**Removable lift-up shower seat**

Metallised anthracite powder-coated aluminium	511920C	£316.33
Matte white powder-coated aluminium	511920W	£316.33
Matte black powder-coated aluminium	511920BK	£356.66

Related products**Backrest for shower seats**

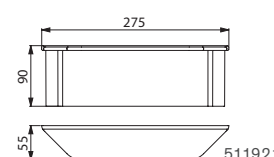
- Solid backrest made from high-resistant polymer.
- Non-slip surface.
- 4 concealed fixing points.
- Supplied with $\varnothing 5 \times 60\text{mm}$ screws and two $\varnothing 5 \times 50\text{mm}$ screws.
- Dimensions: $450 \times 415 \times 40\text{mm}$.
- 30-year warranty.



Backrest for shower seats	511929	£173.01
----------------------------------	---------------	----------------

Wall-mounted shower shelf to conceal bracket

- Conceals the mounting bracket when the lift-up shower seat is removed.
- Reduces the number of lift-up shower seats in a facility, allowing installation only when required.
- Anti-bacterial treatment: optimal protection against bacterial development.
- Dimensions: $55 \times 275 \times 90\text{mm}$.
- 30-year warranty.

**Wall-mounted shower shelf to conceal bracket**

Matte white	511921W	£28.64
Matte white with mounting bracket	511921FW	£41.00



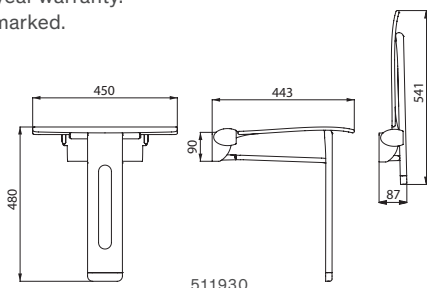
Be-Line® lift-up shower seat **511930C** - Be-Line® T-shaped shower grab bar **511944C** - Be-Line® sliding shower head holder **511911C** - Be-Line® soap dish **511912W**
Recessed SECURITHERM sequential thermostatic shower mixer **H96CBOX+H9633L**

Removable lift-up shower seat

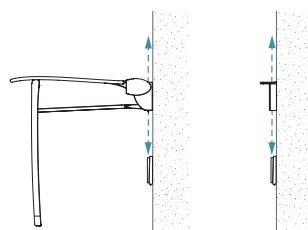
With leg



- **Large model.**
- **Removable:** easy to remove with **anti-theft locking** system. Reduces the number of shower seats in a facility, allowing installation only when required e.g. hotels or hospitals providing short-term accommodation for people with reduced mobility.
- **Retained in upright position. Slowed down descent.**
- Suitable for intensive use in public places or the healthcare sector.
- Solid seat made from high-strength polymer.
- **Non-slip surface.**
- **Reinforced** by a central, hinged **leg** which retracts automatically.
- Choice of metallised anthracite (LRV 14), matte white (LRV 82) or matte black (LRV 5) finish; provides a good visual contrast with the wall.
- Good resistance to disinfectant (Povidone-iodine).
- 5 concealed fixing points.
- Supplied with stainless steel screws $\varnothing 8 \times 70$ mm for concrete walls.
- Dimensions: $443 \times 450 \times 480$ mm. Folded dimensions: 87×541 mm.
- Tested to over 200kg. Maximum recommended user weight: 135kg.
- 30-year warranty.
- CE marked.



511930



When the seat is not in use it can be replaced
by shelf ref. 511921W

Removable lift-up shower seat with leg

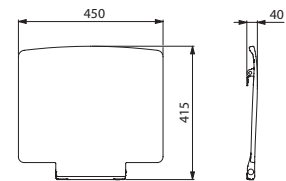
Metallised anthracite	511930C	£304.18
Matte white	511930W	£304.18
Matte black	511930BK	£342.95

Related product

Backrest for shower seats



- Solid backrest made from high-resistant polymer.
- Non-slip surface.
- 4 concealed fixing points.
- Supplied with $\varnothing 5 \times 60$ mm screws and two $\varnothing 5 \times 50$ mm screws.
- Dimensions: $450 \times 415 \times 40$ mm.
- 30-year warranty.



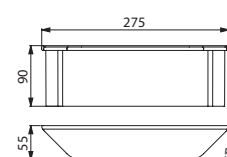
511929

Backrest for shower seats	511929	£173.01
---------------------------	--------	---------

Wall-mounted shower shelf to conceal bracket



- Conceals the mounting bracket when the lift-up shower seat is removed.
- Reduces the number of lift-up shower seats in a facility, allowing installation only when required.
- Anti-bacterial treatment: optimal protection against bacterial development.
- Dimensions: $55 \times 275 \times 90$ mm.
- 30-year warranty.



511921

Wall-mounted shower shelf to conceal bracket

Matte white	511921W	£28.64
Matte white with mounting bracket	511921FW	£41.00



Be-Line® shower stool **511418BK** - Be-Line® T-shaped shower grab bar **511944BK** - Be-Line® shower head holder **511911BK**
Securitherm thermostatic shower mixer **H9741TP** - Mechanical basin mixer with pressure-balancing **2721TEP**

Shower stool



Stool in anthracite



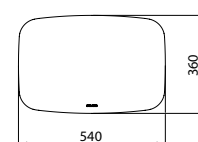
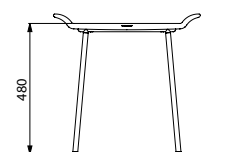
White stool



Black stool

- **Wide model with ergonomic handles.**
- Suitable for intensive use in public places and hospitals.
- Choice of matte white, matte black or anthracite seat finishes for a good visual contrast with the wall.
- Solid seat made from high strength polymer.
- **Non-slip surface.**
- 4 polished 304 stainless steel feet Ø 18 × 2mm.
- Plastic protective caps on feet to match seat finish.
- Good resistance to disinfectant (Povidone-iodine).
- Dimensions: 360 × 540 × 480mm.
- Tested to over 200kg. Maximum recommended user weight: 135kg.
- 30-year warranty.


Shower stool		
Stool in anthracite	511418C	£216.85
White stool	511418W	£216.85
Black stool	511418BK	£248.49



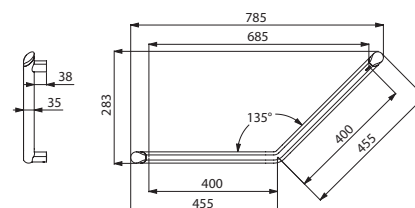
511418



Angled grab bar 135°

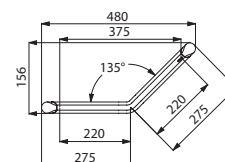


- For WCs, showers or baths.
- For use as a handrail (horizontal part) or as a grab bar (135° part).
- Universal for either left or right side.
- Aluminium tube thickness 3mm. Solid aluminium fixing points.
- Rounded profile Ø 35mm with ergonomic flat front face that prevents rotation for an optimal grip.
- Choice of powder-coated metallsed anthracite (LRV 14), matte white (LRV 82) or matte black (LRV 5) finish; provides a good visual contrast with the wall.
- Uniform surface for easy maintenance and hygiene.
- 38mm gap between the bar and the wall: minimal space prevents the forearm passing between the bar and the wall, reducing the risk of fracture in case of loss of balance.
- 3 fixing points prevent the hand from getting trapped and simplify installation.
- Concealed fixings.
- Supplied with stainless steel screws Ø 8 × 70mm for concrete walls.
- Dimensions: 400 × 400mm or 220 × 220mm.
- Tested to over 200kg. Maximum recommended user weight: 135kg.
- 30-year warranty.
- CE marked.



511982


Angled grab bar 135° - 400 × 400mm		
Metallsed anthracite powder-coated aluminium	511982C	£148.33
Matte white powder-coated aluminium	511982W	£148.33
Matte black powder-coated aluminium	511982BK	£170.58
Angled grab bar 135° - 220 × 220mm		
Metallsed anthracite powder-coated aluminium	511983C	£134.00
Matte white powder-coated aluminium	511983W	£134.00
Matte black powder-coated aluminium	511983BK	£151.07



511983

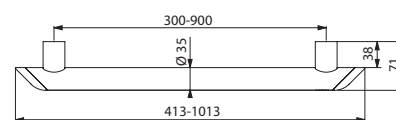


Straight grab bar



- For WCs, showers or baths.
- For use as a handrail and grab bar or support rail.
- Aluminium tube thickness 3mm. Solid aluminium fixing points.
- Rounded profile Ø 35mm with ergonomic flat front face that prevents rotation for an optimal grip.
- Choice of powder-coated mettallised anthracite (LRV 14), matte white (LRV 82) or matte black (LRV 5) finish; provides a good visual contrast with the wall.
- Uniform surface for easy maintenance and hygiene.
- 38mm gap between the bar and the wall: minimal space prevents the forearm passing between the bar and the wall, reducing the risk of fracture in case of loss of balance.
- Concealed fixings.
- Supplied with stainless steel screws Ø 8 × 70mm for concrete walls.
- Dimensions: 300 - 900mm centre-to-centre.
- Tested to over 200kg. Maximum recommended user weight: 135kg.
- 30-year warranty. CE marked.


Straight grab bar - Mettallised anthracite		
Mettallised anthracite powder-coated aluminium - 300mm	511903C	£79.46
Mettallised anthracite powder-coated aluminium - 400mm	511904C	£87.40
Mettallised anthracite powder-coated aluminium - 500mm	511905C	£95.36
Mettallised anthracite powder-coated aluminium - 600mm	511906C	£103.30
Mettallised anthracite powder-coated aluminium - 900mm	511909C	£127.14
Straight grab bar - Matte white		
Matte white powder-coated aluminium - 300mm	511903W	£79.46
Matte white powder-coated aluminium - 400mm	511904W	£87.40
Matte white powder-coated aluminium - 500mm	511905W	£95.36
Matte white powder-coated aluminium - 600mm	511906W	£103.30
Matte white powder-coated aluminium - 900mm	511909W	£127.14
Straight grab bar - Matte black		
Matte black powder-coated aluminium - 300mm	511903BK	£91.38
Matte black powder-coated aluminium - 400mm	511904BK	£100.52
Matte black powder-coated aluminium - 500mm	511905BK	£109.67
Matte black powder-coated aluminium - 600mm	511906BK	£118.79
Matte black powder-coated aluminium - 900mm	511909BK	£143.35



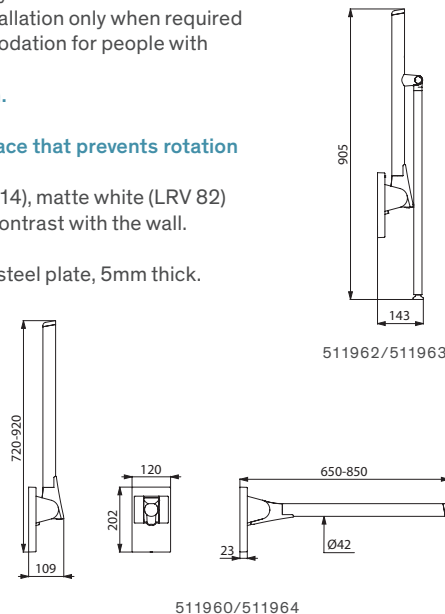
511903/511904/511905/511906/511909



Drop-down support rail



- For WCs or showers.
- Allows side access in the raised position.
- In the lowered position use as a grab bar, as a support for standing and for assisting movement.
- **Removable:** easy to remove with **anti-theft locking** system. Reduces the number of bars in a facility, allowing installation only when required e.g. hotels or hospitals providing short-term accommodation for people with reduced mobility.
- **Slowed down descent. Retained in upright position.**
- Aluminium tube.
- Rounded profile Ø 42mm **with ergonomic flat front face that prevents rotation** for an optimal grip.
- Choice of powder-coated metallised anthracite (LRV 14), matte white (LRV 82) or matte black (LRV 5) finish; provides a good visual contrast with the wall.
- Uniform surface for easy maintenance and hygiene.
- Concealed fixings secured to wall by a 304 stainless steel plate, 5mm thick.
- Supplied with stainless steel screws Ø 8 x 70mm for concrete walls.
- Models with leg: **to be used as reinforcement when the wall fixing alone is insufficient.** Dimensions: 850 or 650 x 825 x 120mm. Leg height can be adjusted from 760 - 780mm.
- Models without leg: 850 or 650 x 202 x 120mm.
- Tested to over 200kg.
- Maximum recommended user weight: 135kg.
- 30-year warranty.
- CE marked.



Drop-down support rail without leg

Metallised anthracite powder-coated aluminium - L. 650mm	511960C	£344.32
Metallised anthracite powder-coated aluminium - L. 850mm	511964C	£369.82
Matte white powder-coated aluminium - L. 650mm	511960W	£344.32
Matte white powder-coated aluminium - L. 850mm	511964W	£369.82
Matte black powder-coated aluminium - L. 650mm	511960BK	£395.97
Matte black powder-coated aluminium - L. 850mm	511964BK	£425.36

Drop-down support rail with leg

Metallised anthracite powder-coated aluminium - L. 650mm	511962C	£410.56
Metallised anthracite powder-coated aluminium - L. 850mm	511963C	£434.22
Matte white powder-coated aluminium - L. 650mm	511962W	£410.56
Matte white powder-coated aluminium - L. 850mm	511963W	£434.22
Matte black powder-coated aluminium - L. 650mm	511962BK	£472.22
Matte black powder-coated aluminium - L. 850mm	511963BK	£499.34

Additional products



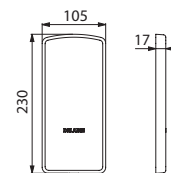
WC backrest and toilet roll holder
(see page 95)

Related product

Cover plate



- Conceals fixing screws when the drop-down support rail is removed.
- Reduces the number of drop-down support rails in a facility, allowing installation only when required. Example: hotels or hospitals providing short-term accommodation for people with reduced mobility.
- Model with fixing plate: supplied with stainless steel screws for concrete walls.
- 30-year warranty.



511950

Cover without fixing plate

Metallised anthracite	511950C	£52.64
Matte white	511950W	£52.64


Cover with fixing plate

Metallised anthracite	511950FC	£97.86
Matte white	511950FW	£97.86




Be-Line® lift-up shower seat **511920BK** - SECURITHERM recessed thermostatic sequential shower mixer **H96BOX+H9631** - Be-Line® T-shaped shower grab bar **511944BK**
Be-Line® shower head holder **511911BK** - Be-Line® soap dish **511912W**

T-shaped grab bar with sliding vertical riser rail

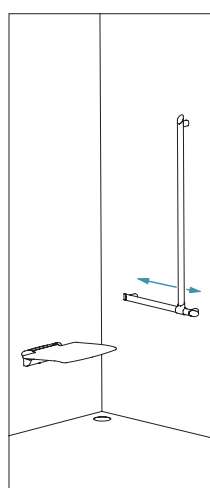


Additional products

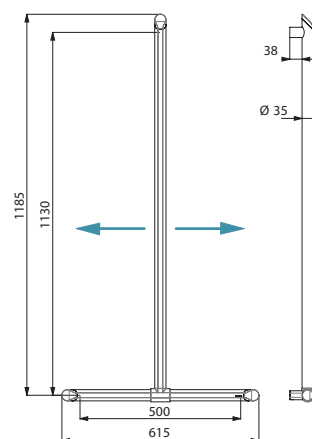


Sliding shower head holder, sliding soap dish and shower shelf with glove holder (see page 94)

- For showers.
- Use as a grab bar and to support the user in an upright position.
- Helps and secures entry and movement in the shower.
- Use as a shower riser rail by adding a sliding shower head holder and/or a soap dish.
- Upright position can be adjusted during installation: can be moved to the left or the right in order to adapt the space (positioning of shower, depth of shower seat...).
- Aluminium tube thickness 3mm. Solid aluminium fixing points.
- Rounded profile Ø 35mm with ergonomic flat front face that prevents rotation for an optimal grip.
- Choice of powder-coated metallised anthracite (LRV 14), matte white (LRV 82) or matte black (LRV 5) finish; provides a good visual contrast with the wall.
- Uniform surface for easy maintenance and hygiene.
- 38mm gap between the bar and the wall: minimal space prevents the forearm passing between the bar and the wall, reducing the risk of fracture in case of loss of balance.
- Concealed fixings.
- Supplied with stainless steel screws Ø 8 × 70mm for concrete walls.
- Dimensions: 1,130 × 500mm.
- Tested to over 200kg. Maximum recommended user weight: 135kg.
- 30-year warranty.
- CE marked.



Upright can be moved



511944

T-shaped grab bar with sliding vertical riser rail

Metallised anthracite powder-coated aluminium	511944C	£243.98
Matte white powder-coated aluminium	511944W	£243.98
Matte black powder-coated aluminium	511944BK	£275.06



Lift-up Be-Line® shower seat **511930W** - SECURITHERM Securitouch shower mixer **2739EP** - L-shaped Be-Line® grab bar **511971W**
Be-Line® shower head holder **511911W** - Be-Line® soap dish **511912W**


L-shaped grab bar



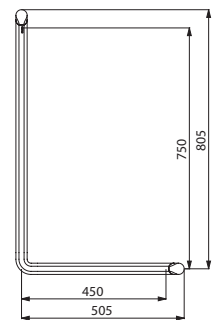
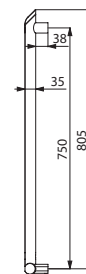
- For showers or baths.
- Helps the user stand and move safely in the shower or bath.
- Use as a shower rail by adding a sliding shower head holder and/or a soap dish.
- Can be installed with the upright to the left or the right.
- Aluminium tube thickness 3mm. Solid aluminium fixing points.
- Rounded profile Ø 35mm with ergonomic flat front face that prevents rotation for an optimal grip.
- Choice of powder-coated metallised anthracite (LRV 14), matte white (LRV 82) or matte black (LVR 5) finish; provides a good visual contrast with the wall.
- Uniform surface for easy maintenance and hygiene.
- 38mm gap between the bar and the wall: minimal space prevents the forearm passing between the bar and the wall, reducing the risk of fracture in case of loss of balance.
- Concealed fixings.
- Supplied with stainless steel screws Ø 8 × 70mm for concrete walls.
- Dimensions: 1,130 or 750 × 450mm.
- Tested to over 200kg. Maximum recommended user weight: 135kg.
- 30-year warranty.
- CE marked.

L-shaped grab bar - Metallised anthracite		
Metallised anthracite powder-coated aluminium - H. 750mm	511970C	£216.67
Metallised anthracite powder-coated aluminium - H. 1,130mm	511971C	£249.00
L-shaped grab bar - Matte white		
Matte white powder-coated aluminium - H. 750mm	511970W	£216.67
Matte white powder-coated aluminium - H. 1,130mm	511971W	£249.00
L-shaped grab bar - Matte black		
Matte black powder-coated aluminium - H. 750mm	511970BK	£244.31
Matte black powder-coated aluminium - H. 1,130mm	511971BK	£280.72

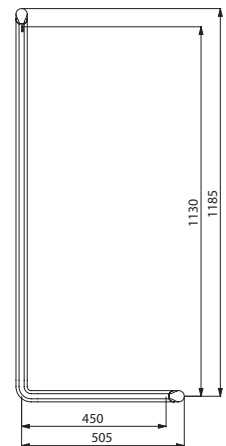
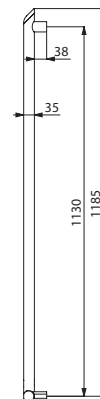
Additional products



Sliding shower head holder, sliding soap dish and shower shelf with glove holder (see page 94)



511970




511971

Two-wall corner grab bar

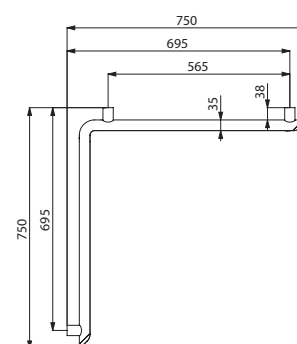


- For WCs, showers or baths.
- Use as a grab bar and to support the user in an upright position.
- Helps and secures entry and movement in the shower also with getting in and out of the bath.
- Helps with the transfer from a wheelchair to the toilet seat, for WCs with recessed cisterns or direct flush.
- Aluminium tube thickness 3mm. Solid aluminium fixing points.
- Rounded profile Ø 35mm with ergonomic flat front face that prevents rotation for an optimal grip.
- Choice of powder-coated metallised anthracite (LRV 14), matte white (LRV 82) or matte black (LRV 5) finish; provides a good visual contrast with the wall.
- Uniform surface for easy maintenance and hygiene.
- 38mm gap between the bar and the wall: minimal space prevents the forearm passing between the bar and the wall, reducing the risk of fracture in case of loss of balance.
- Concealed fixings.
- Supplied with stainless steel screws Ø 8 × 70mm for concrete walls.
- Dimensions: 695 × 695mm.
- Tested to over 200kg. Maximum recommended user weight: 135kg.
- 30-year warranty.
- CE marked.

Additional product



Shower shelf with glove holder
(see page 94)



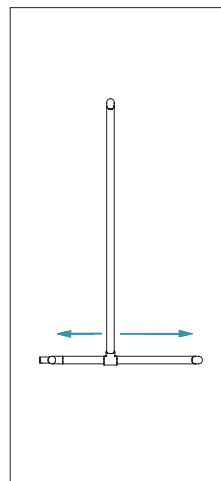
511941

Two-wall corner grab bar		
Metallised anthracite powder-coated aluminium	511941C	£227.46
Matte white powder-coated aluminium	511941W	£227.46
Matte black powder-coated aluminium	511941BK	£256.44

Two-wall grab bar with sliding vertical riser rail

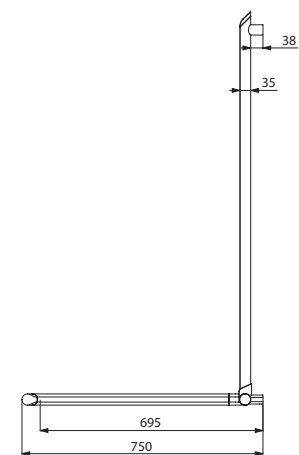
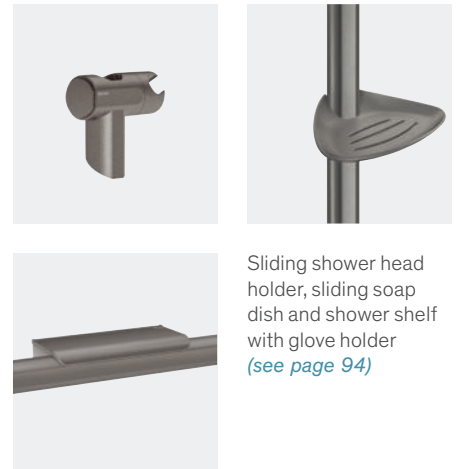


- For showers.
- Use as a grab bar and to support the user in an upright position.
- Helps and secures entry and movement in the shower.
- Use as a shower riser rail by adding a sliding shower head holder and/or a soap dish.
- Upright position can be adjusted during installation: can be moved to the left or the right in order to adapt the space (positioning of shower, depth of shower seat...).
- Can be installed with the upright on the left or the right.
- Aluminium tube thickness 3mm. Solid aluminium fixing points.
- Rounded profile Ø 35mm with ergonomic flat front face that prevents rotation for an optimal grip.
- Choice of powder-coated metallised anthracite (LRV 14), matte white (LRV 82) or matte black (LRV 5) finish; provides a good visual contrast with the wall.
- Uniform surface for easy maintenance and hygiene.
- 38mm gap between the bar and the wall: minimal space prevents the forearm passing between the bar and the wall, reducing the risk of fracture in case of loss of balance.
- Concealed fixings.
- Supplied with stainless steel screws Ø 8 × 70mm for concrete walls.
- Dimensions: 1,130 × 695 × 695mm.
- Tested to over 200kg. Maximum recommended user weight: 135kg.
- 30-year warranty. CE marked.

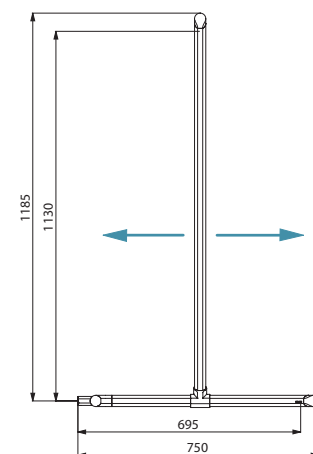


Upright can be moved to the left or the right

Additional products



511949



511949

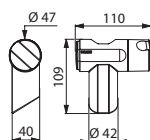
Two-wall grab bar with sliding vertical riser rail

Metallised anthracite powder-coated aluminium	511949C	£348.59
Matte white powder-coated aluminium	511949W	£348.59
Matte black powder-coated aluminium	511949BK	£393.00

Sliding shower head holder



- Tilting support for shower head.
- Easy-to-operate ergonomic grip to adjust the height of the shower head holder.
- Slides by using the handle or by pulling on shower hose.
- For Be-Line® shower rails.
- 30-year warranty.



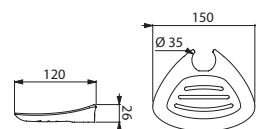
511911

Sliding shower head holder		
Metallised anthracite	511911C	£40.23
Matte white	511911W	£40.23
Matte black	511911BK	£45.36

Sliding soap dish



- Soap dish for shower gel or soap.
- For Be-Line® shower rails.
- 30-year warranty.



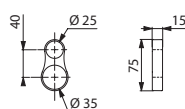
511912

Sliding soap dish		
Metallised anthracite	511912C	£23.42
Matte white	511912W	£23.42
Matte black	511912BK	£26.47

Shower head retaining collar




- For Ø 25 - 35mm rails and flexible shower hoses.
- **Retaining device:** prevents shower head from coming into direct contact with the floor or floor trap (source of bacterial contamination).
- 30-year warranty.



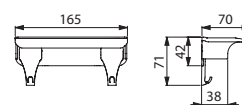
830

Translucent shower head retaining collar		
	830	£7.76

Shower shelf for grab bars




- Place against the wall, on the grab bar.
- **Anti-theft lock.**
- Suitable for shower gels or soap.
- **2 hooks for gloves.**
- 30-year warranty.



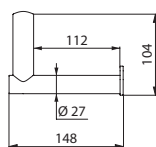
511922

Shower shelf for grab bars		
Metallised anthracite	511922C	£28.17
Matte white	511922W	£28.17

Toilet roll holder for drop-down support rails



- For toilet rolls.
- For Be-Line® drop-down support rails.
- Can be installed without removing the rail.
- 30-year warranty.



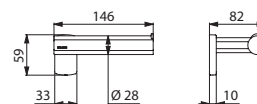
511965

Toilet roll holder for drop-down support rails		
Metallised anthracite	511965C	£37.31
Matte white	511965W	£37.31
Matte black	511965BK	£42.17

Wall-mounted toilet roll holder



- For toilet rolls.
- Choice of powder-coated metallised anthracite (LRV 14), matte white (LRV 82) or matte black (LRV 5) finish; provides a good visual contrast with the wall.
- Concealed fixings.
- 30-year warranty.



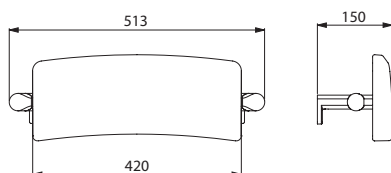
511966

Wall-mounted toilet roll holder		
Metallised anthracite powder-coated aluminium	511966C	£41.67
Matte white powder-coated aluminium	511966W	£41.67
Matte black powder-coated aluminium	511966BK	£46.98

Comfort backrest for WCs



- Flexible backrest made from black polyurethane.
- Aluminium structure.
- Dimensions: 150 × 513 × 173mm.
- 30-year warranty.
- CE marked.



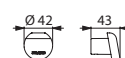
511928

Comfort backrest for WCs		
Metallised anthracite powder-coated alu structure	511928C	£209.00
Matte white powder-coated aluminium structure	511928W	£209.00
Matte black powder-coated aluminium structure	511928BK	£235.67

Coat hook




- Concealed fixings.
- Choice of powder-coated metallised anthracite (LRV 14), matte white (LRV 82) or matte black (LRV 5) finish; provides a good visual contrast with the wall.
- 30-year warranty.



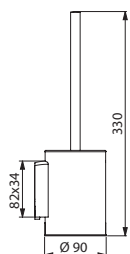
511943

Coat hook		
Metallised anthracite powder-coated aluminium	511943C	£21.47
Matte white powder-coated aluminium	511943W	£21.47
Matte black powder-coated aluminium	511943BK	£24.22

Toilet brush set without lid



- **Robust model.**
- Bacteriostatic 304 stainless steel.
- Wall-mounted model.
- Easy to clean: plastic bowl can be removed from above.
- **Plastic bowl with reservoir:** prevents toilet brush sitting in residual water and reduces the risk of splashing when next used.
- **Anti-theft lock.**
- Choice of powder-coated metallised anthracite (LRV 14) or matte white (LRV 82) finish; provides a good visual contrast with the wall.
- Stainless steel thickness: 1mm body.
- Dimensions: Ø 90 × 330mm.
- 30-year warranty.



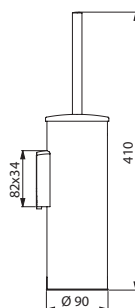
4048

Toilet brush set without lid - Anti-theft lock		
Metallised anthracite powder-coated 304 st. st.	4048C	£64.42
Matte white powder-coated 304 st. steel	4048MW	£64.42

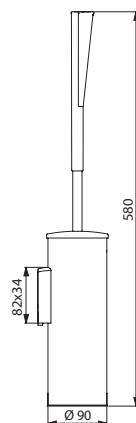
Toilet brush set with lid



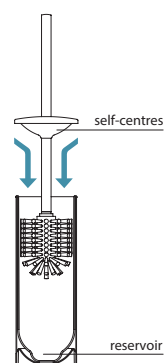
- **Robust model.**
- Bacteriostatic 304 stainless steel.
- Wall-mounted model.
- **Ergonomic handle extension possible:** easy for wheelchair users or people who have difficulty bending to use.
- Easy to clean: plastic bowl can be removed from above.
- **Plastic bowl with reservoir:** prevents toilet brush sitting in residual water and reduces the risk of splashing when next used.
- Toilet brush **automatically centres itself** in the holder.
- **Anti-theft lock.**
- Choice of powder-coated metallised anthracite (LRV 14), matte white (LRV 82) or matte black (LRV 5) finish; provides a good visual contrast with the wall.
- Stainless steel thickness: 1mm body.
- Dimensions: Ø 90 × 410.
- 30-year warranty.



4051



4051+4051M

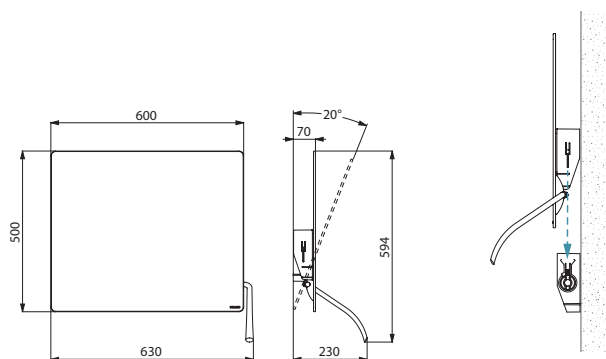


Toilet brush set with lid - Anti-theft lock		
Metallised anthracite powder-coated 304 stainless steel	4051C	£96.03
Matte white powder-coated 304 stainless steel	4051MW	£96.03
Matte black powder-coated 304 stainless steel	4051BK	£110.45
Ergonomic extension for toilet brush handle	4051M	£13.11

Tilting mirror with long, ergonomic lever



- **For combined installation:** can be used from sitting or standing position.
- **Long, ergonomic lever for easy adjustment of mirror angle from a sitting position or from a wheelchair.**
- Nylon lever with anti-bacterial treatment: optimal protection against bacterial development.
- **Quick and easy to install:** simply clip into place.
- **Anti-theft lock.**
- Bright white HR Nylon lever.
- Mirror made from 6mm laminated safety glass.
- Can be tilted up to 20°.
- Mirror dimensions: 500 × 600mm.
- 30-year warranty.

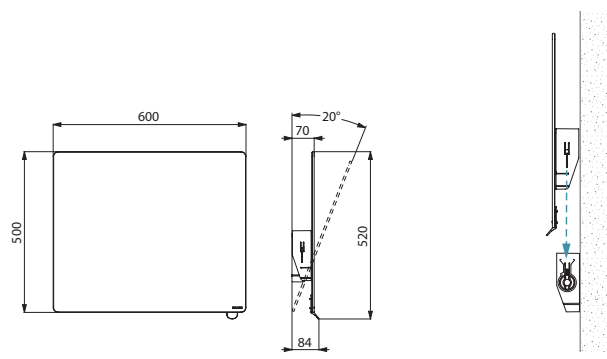


510201N

Tilting mirror with tab handle



- **For combined installation:** can be used from sitting or standing position.
- **Tab handle for easy adjustment of mirror angle for those in a sitting position or for wheelchair users.**
- Nylon handle with anti-bacterial treatment: optimal protection against bacterial development.
- **Quick and easy to install:** simply clip into place.
- **Anti-theft lock.**
- Mirror made from 6mm laminated safety glass.
- Can be tilted up to 20°.
- Mirror dimensions: 500 × 600mm.
- 30-year warranty.



510202


Tilting mirror with tab handle

Metallised anthracite tab handle	510202C	£252.48
White Nylon tab handle	510202N	£252.48
Matte black tab handle	510202BK	£258.53

For more mirrors and studded pegs see pages 45-47.

Tilting mirror with long, ergonomic lever	510201N	£291.86
--	----------------	----------------

For more mirrors and studded pegs see pages 45-47.




Accessibility and Independence Stainless Steel Range

SHOWER SEATS 103



GRAB BARS & DROP-DOWN SUPPORT RAILS 107



SHOWER GRAB BARS 112



ACCESSORIES 120



STAINLESS STEEL SANITARY WARE 126





MAXIMUM SAFETY

Tested to over 200kg

In public and commercial places, the user weight is unknown. The products installed must therefore be able to support any user.

30-year warranty

DELABIE's grab bars and shower seats are suitable for intensive use in all types of public or healthcare buildings. Stainless steel is a noble metal alloy (chrome, nickel and steel) which has no surface treatments, so if it gets scratched or cut there is **no risk of rust appearing**. DELABIE's stainless steel products remain in perfect condition throughout their lifespan.

CE marked

DELABIE's grab bars and shower seats are CE marked and conform to European Directive 93/42/CEE that relates to medical devices, and complies with European standard EN ISO 21856 "Technical aids". This provides an additional guarantee for product users.

40mm safety gap

The elderly or people with reduced mobility can easily lose their balance and fall. Limiting the gap between the bar and the wall to just 40mm prevents the forearm from getting trapped and significantly reduces the risk of fracture. Since they are closer to the wall, the grab bars require less space. This improves access within the sanitary facilities (showers, WCs, etc.) providing greater freedom of movement. The grab bars are also more discreet.

Optimised grip

The diameter of the grab bars available ensures an optimum grip regardless of the end-use of the products. For healthcare facilities or public buildings we recommend grab bars with a diameter of 32mm.

Tube thickness

The tubes used by DELABIE are generally thicker than most products available. It is an essential feature that attests to the high quality and strength of these products.

DELABIE's bead weld by "ArN-Securit"

The plate and tube are welded together using a bead weld so there is no need for a filler material (a process exclusive to "ArN-Securit"). The plate and the tube form a single, integrated structure particularly resistant to the mechanical stresses placed on grab bars.

Bending tubes with a mandrel

The tubes are bent with precision using a mandrel to prevent the metal from ovalising or stretching, ensuring a uniform thickness of the metal throughout the bend.

Concealed fixings

All fixings are concealed by a stainless steel cover plate.

MAXIMUM HYGIENE

Stainless Steel: a material that limits bacterial proliferation

DELABIE's grab bars are made from bacteriostatic 304 stainless steel. With this type of stainless steel, a thin, invisible protective layer forms continuously when in contact with air or water. Even if the surface is damaged mechanically, the stainless steel is protected against corrosion. **The surface remains bright, hard and smooth, preventing bacteria from easily adhering to the surface.** Bacterial development is therefore slower compared to other materials.

Studies have regularly proven the aseptic qualities of stainless steel. It is ideal for environments that demand high standards of hygiene (for example hospitals, retirement homes, schools and canteens).

“Stainless steel cannot be overlooked when it comes to hygiene.”

DELABIE's UltraPolish and UltraSatin finishes: cleaning is easy and sustainable

Using surfaces that are easy to clean and disinfect reduces the risk of nosocomial infection. DELABIE's **UltraPolish** bright polished finish and **UltraSatin** polished satin finish provide the grab bars with a uniform, non-porous surface. They are easy to clean and require less cleaning product. Bacterial retention after cleaning is extremely low, up to 20 times less than for other materials such as glass or plastic.

Studies show that after several cycles of daily soiling and cleaning, polished stainless steel retains less dirt and fewer residual bacteria than copper which also has bactericidal properties. Copper surfaces degrade over time, making them more difficult to clean. Polished stainless steel provides better hygiene by facilitating sustainable cleaning.

Fewer seams

Particular attention has been paid to the design of the grab bar and shower seats to reduce the number of joins and seams. This reduces the build-up of dirt and niches where bacteria can develop.

AND ALSO...

100% interchangeable

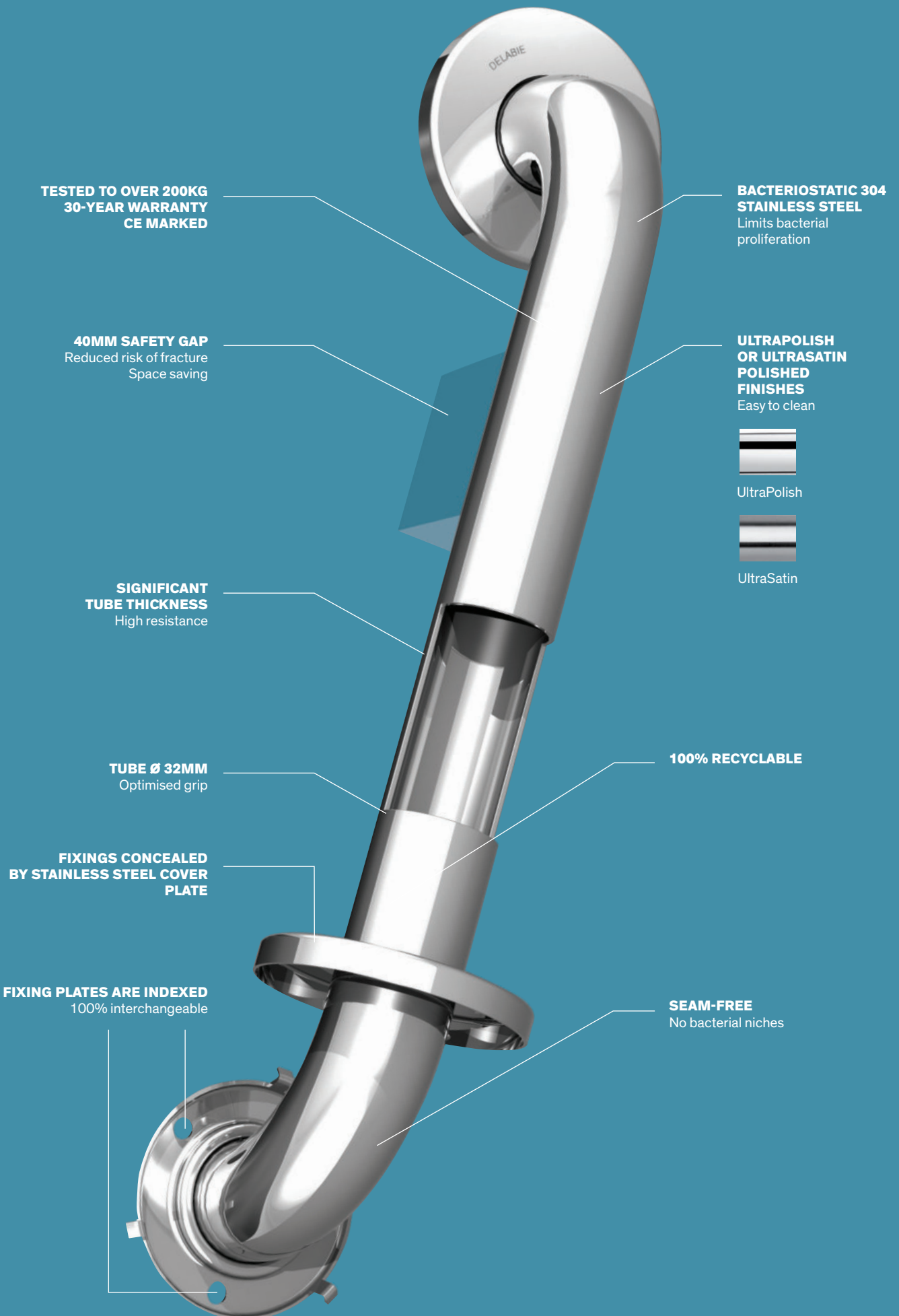
The fixing plates for the bars are indexed and the dimensions are checked during the manufacturing process. There is no need to drill additional holes in the wall if replacing the bar with an identical one.

100% recyclable

Stainless steel is 100% recyclable, contributing to sustainable development and protecting the environment. DELABIE's stainless steel products contain 50-65% recycled stainless steel.

Complete range

Offering a wide range of products enables DELABIE to respond to the needs and requirements of the accessibility and independence sector. This offering complements DELABIE's other product ranges perfectly.



**TESTED TO OVER 200KG
30-YEAR WARRANTY
CE MARKED**

**BACTERIOSTATIC 304
STAINLESS STEEL**
Limits bacterial
proliferation

40MM SAFETY GAP
Reduced risk of fracture
Space saving

**ULTRAPOLISH
OR ULTRASATIN
POLISHED
FINISHES**
Easy to clean



UltraPolish



UltraSatin

**SIGNIFICANT
TUBE THICKNESS**
High resistance

TUBE Ø 32MM
Optimised grip

100% RECYCLABLE

**FIXINGS CONCEALED
BY STAINLESS STEEL COVER
PLATE**

FIXING PLATES ARE INDEXED
100% interchangeable

SEAM-FREE
No bacterial niches

ACCESSIBILITY
STAINLESS STEEL



Removable Comfort shower seat

To hang on grab bars

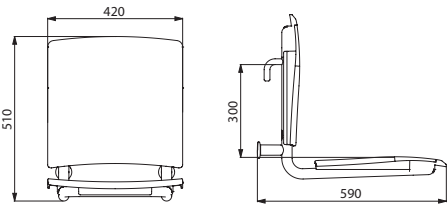


UltraSatin polished satin stainless steel structure

UltraPolish bright polished stainless steel structure

- **HR Comfort shower seat and backrest.**
- **Large model.**
- To hang on grab bars Ø 32mm (see ref.s 5481, 5120 and 50505 pages 117 - 119).
- **Anti-bacterial treatment** on seat and backrest: optimal protection against bacterial development.
- **Removable:** reduces the number of shower seats in a facility, allowing installation only when required e.g. hotels or hospitals providing short-term accommodation for people with reduced mobility.
- Suitable for intensive use in public places or the healthcare sector.
- Detachable solid seat made from high-strength polymer.
- Uniform non-porous surface for easy maintenance and hygiene.
- Good resistance to chemical products (Povidone-iodine) and cleaning.
- Anti-UV treatment.
- Warm to the touch.
- Bacteriostatic 304 stainless steel structure Ø 32mm.
- **Adjustable screw jacks guarantee a good horizontal position.**
- **Large protective caps prevent damage to the wall.**
- Dimensions: 590 × 420 × 510mm.
- Tested to over 200kg. Maximum recommended user weight: 135kg.
- 30-year warranty.
- CE marked.

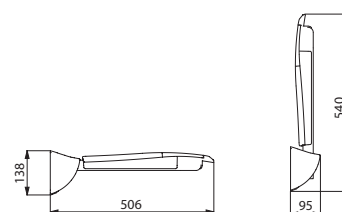
Removable Comfort shower seat to hang on grab bars		
UltraPolish bright polished stainless steel structure	510300	£510.68
UltraSatin polished satin stainless steel structure	510300S	£510.68



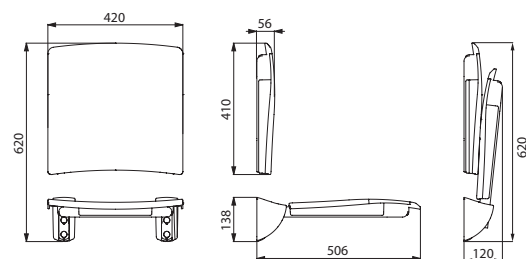
510300

Lift-up shower seat


- **HR Comfort shower seat and backrest.**
- **Large model.**
- **Anti-bacterial treatment** on seat and backrest: optimal protection against bacterial development.
- **Retained in upright position. Slowed down descent.**
- Suitable for intensive use in public places or the healthcare sector.
- Detachable solid seat made from high-strength polymer.
- Uniform non-porous surface for easy maintenance and hygiene.
- Good resistance to chemical products (Povidone-iodine) and cleaning.
- Anti-UV treatment.
- Warm to the touch.
- Bacteriostatic 304 stainless steel structure Ø 32mm.
- Concealed fixings, secured to wall by a 304 stainless steel plate, 4mm thick.
- Supplied with stainless steel screws for concrete walls.
- Seat dimensions: 506 × 420 × 138mm.
- Backrest dimensions: 56 × 420 × 410mm.
- Tested to over 200kg. Maximum recommended user weight: 135kg.
- 30-year warranty.
- CE marked.



510420



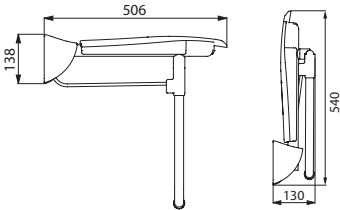
510420+510429

Lift-up Comfort shower seat - UltraPolish bright polished st. steel structure		
Seat	510420	£341.85
Backrest	510429	£190.40
Lift-up Comfort shower seat - UltraSatin polished satin st. steel structure		
Seat	510420S	£341.85
Backrest	510429S	£190.40

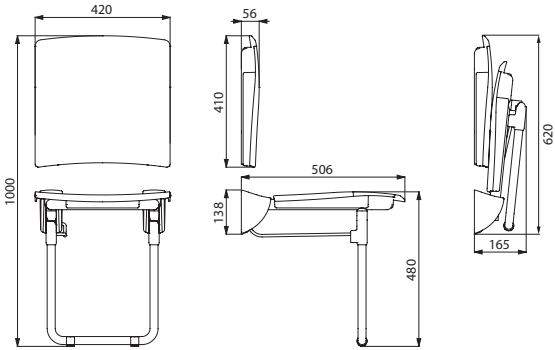
Lift-up shower seat with leg



- HR Comfort shower seat and backrest.
- Large model.
- Anti-bacterial treatment on seat and backrest: optimal protection against bacterial development.
- Retained in upright position. Slowed down descent.
- Suitable for intensive use in public places or the healthcare sector.
- Detachable solid seat made from high-strength polymer.
- Uniform non-porous surface for easy maintenance and hygiene.
- Good resistance to chemical products (Povidone-iodine) and cleaning.
- Anti-UV treatment.
- Warm to the touch.
- Bacteriostatic 304 stainless steel structure Ø 32mm.
- Reinforced by a folding, articulated leg made from 304 stainless steel tube Ø 25mm.
- Concealed fixings, secured to wall by a 304 stainless steel plate, 4mm thick.
- Supplied with stainless steel screws for concrete walls.
- Seat dimensions: 506 × 420 × 480mm.
- Backrest dimensions: 56 × 420 × 410mm.
- Tested to over 250kg. Maximum recommended user weight: 170kg.
- 30-year warranty.
- CE marked.



510430




510430+510429

Lift-up Comfort shower seat with leg - UltraPolish bright polished st. st. structure		
Seat with leg	510430	£459.55
Backrest	510429	£190.40
Lift-up Comfort shower seat with leg - UltraSatin polished satin st. st. structure		
Seat with leg	510430S	£459.55
Backrest	510429S	£190.40



Straight grab bar



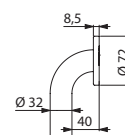
- For WCs, showers or baths.
- For use as a handrail, grab bar or support rail.
- Bacteriostatic 304 stainless steel tube.
- Stainless steel with UltraPolish bright polished finish or UltraSatin polished satin finish, uniform non-porous surface for easy maintenance and hygiene.
- Plate welded to the tube by invisible safety bead weld (process exclusive to "ArN-Securit").
- 40mm gap between the bar and the wall: minimal space prevents the forearm passing between the bar and the wall, reducing the risk of fracture in case of loss of balance.
- Concealed fixings, secured to wall by a 3-hole plate, Ø 72mm.
- Fixing plates and cover plates in 304 stainless steel.
- Supplied with stainless steel screws for concrete walls.
- Dimensions: 300 - 900mm centre-to-centre, Ø 32mm.
- Models 300 - 600mm: **tested to over 250kg. Maximum recommended user weight: 170kg.**
- Models 900mm: tested to over 200kg, maximum recommended user weight: 135kg.
- 30-year warranty.
- CE marked.

Straight grab bar Ø 32mm - UltraPolish


UltraPolish bright polished stainless steel - 300mm	5050P2	£70.59
UltraPolish bright polished stainless steel - 400mm	50504P2	£76.56
UltraPolish bright polished stainless steel - 500mm	50505P2	£82.54
UltraPolish bright polished stainless steel - 600mm	50506P2	£88.53
UltraPolish bright polished stainless steel - 900mm	50509P2	£106.47

Straight grab bar Ø 32mm - UltraSatin

UltraSatin polished satin stainless steel - 300mm	5050S	£70.59
UltraSatin polished satin stainless steel - 400mm	50504S	£76.56
UltraSatin polished satin stainless steel - 500mm	50505S	£82.54
UltraSatin polished satin stainless steel - 600mm	50506S	£88.53
UltraSatin polished satin stainless steel - 900mm	50509S	£106.47



5050/50504
50505/50506/50509

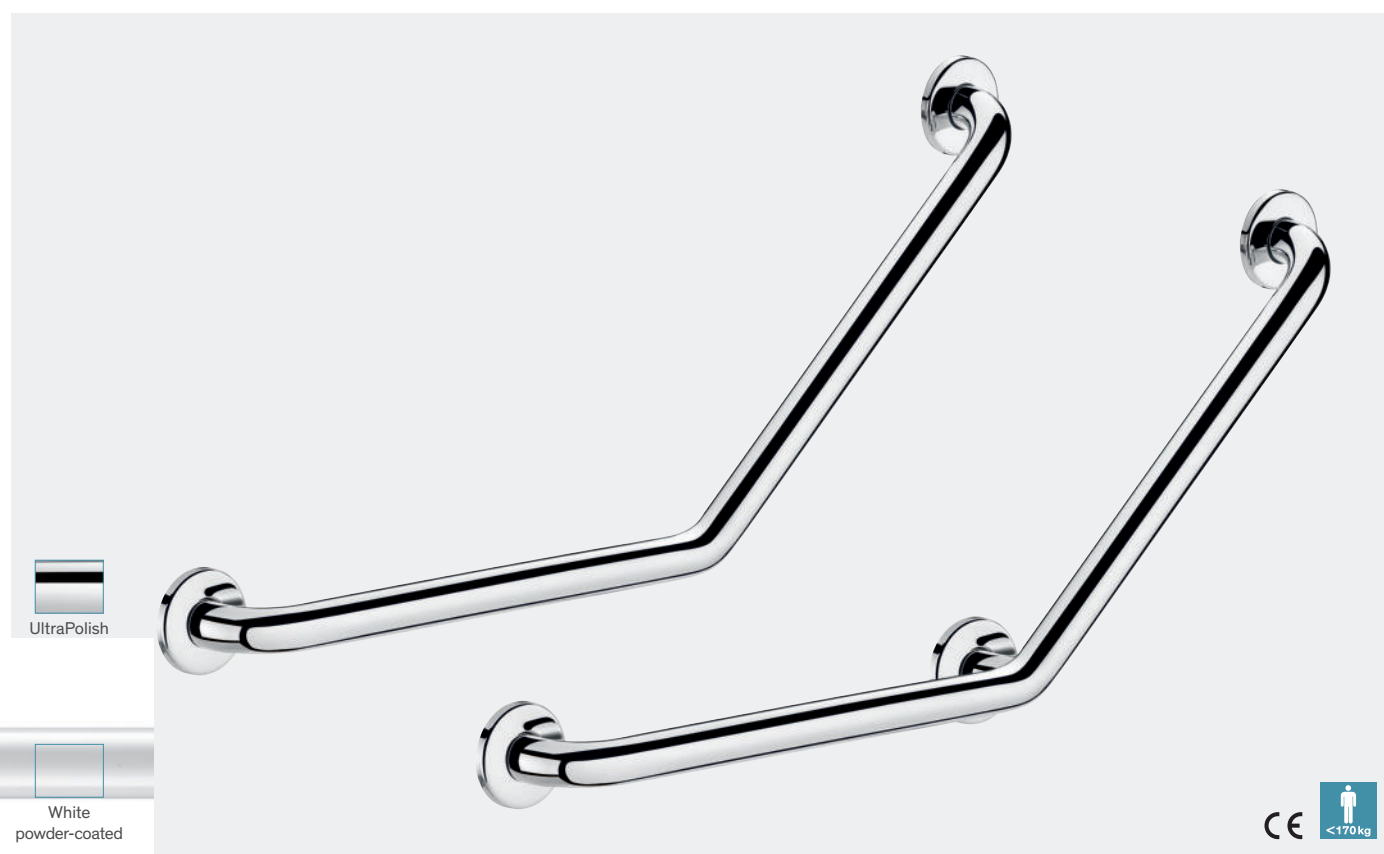


5050/50504/50505/50506/50509



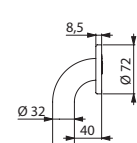
Angled grab bar 135° **5082S** - 700 S PMR WC **110710** - Backrest **510629S** - TEMPOMATIC electronic cisternless direct flush WC valve **463150**
Drop-down support rail **510164S** - Toilet brush set with ergonomic handle **4051P+4051M**

Angled grab bar 135°

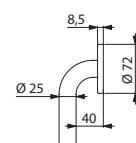


- For WCs, showers or baths.
- For use as a handrail (horizontal part) or as a grab bar (135° part).
- Universal for either left or right side.
- Bacteriostatic 304 stainless steel tube.
- Stainless steel with UltraPolish bright polished finish or UltraSatin polished satin finish, uniform non-porous surface for easy maintenance and hygiene.
- Plate welded to the tube by invisible safety bead weld (process exclusive to "ArN-Securit").
- 40mm gap between the bar and the wall: minimal space prevents the forearm passing between the bar and the wall, reducing the risk of fracture in case of loss of balance.
- Models with 3 fixing points: prevents the hand from getting trapped and simplifies installation.
- Concealed fixings, secured to wall by a 3-hole plate, Ø 72mm. Fixing plates and cover plates in 304 stainless steel.
- Supplied with stainless steel screws for concrete walls.
- Dimensions: 400 × 400mm or 220 × 220mm.
- Models with 3 fixing points, Ø 32mm: tested to over 250kg, max. recommended user weight: 170kg. Models with 2 fixing points, Ø 32mm: max. recommended user weight: 135kg. Ø 25mm models: max. recommended user weight: 115kg.
- 30-year warranty. CE marked.

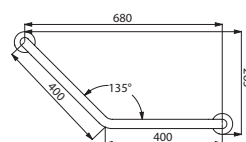
Angled grab bar 135° 2 fixing points - Ø 32mm		
UltraPolish bright polished stainless steel - 400 × 400mm	5081P2	£101.91
UltraPolish bright polished stainless steel - 220 × 220mm	5083P	£97.31
UltraSatin polished satin stainless steel - 400 × 400mm	5081S	£101.91
UltraSatin polished satin stainless steel - 220 × 220mm	5083S	£97.31
Angled grab bar 135° 3 fixing points - Ø 32mm		
UltraPolish bright polished stainless steel - 400 × 400mm	5082P	£117.19
UltraSatin polished satin stainless steel - 400 × 400mm	5082S	£117.19
White powder-coated stainless steel - 400 × 400mm	5082W	£142.23
Angled grab bar 135° 2 fixing points - Ø 25mm		
UltraPolish bright polished stainless steel - 400 × 400mm	5086P2	£82.01
Angled grab bar 135° 3 fixing points - Ø 25mm		
UltraPolish bright polished stainless steel - 400 × 400mm	5087P	£94.12



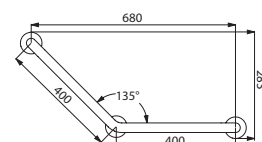
5081/5082/5083



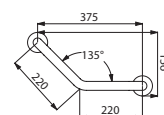
5086/5087



5081/5086



5082/5087

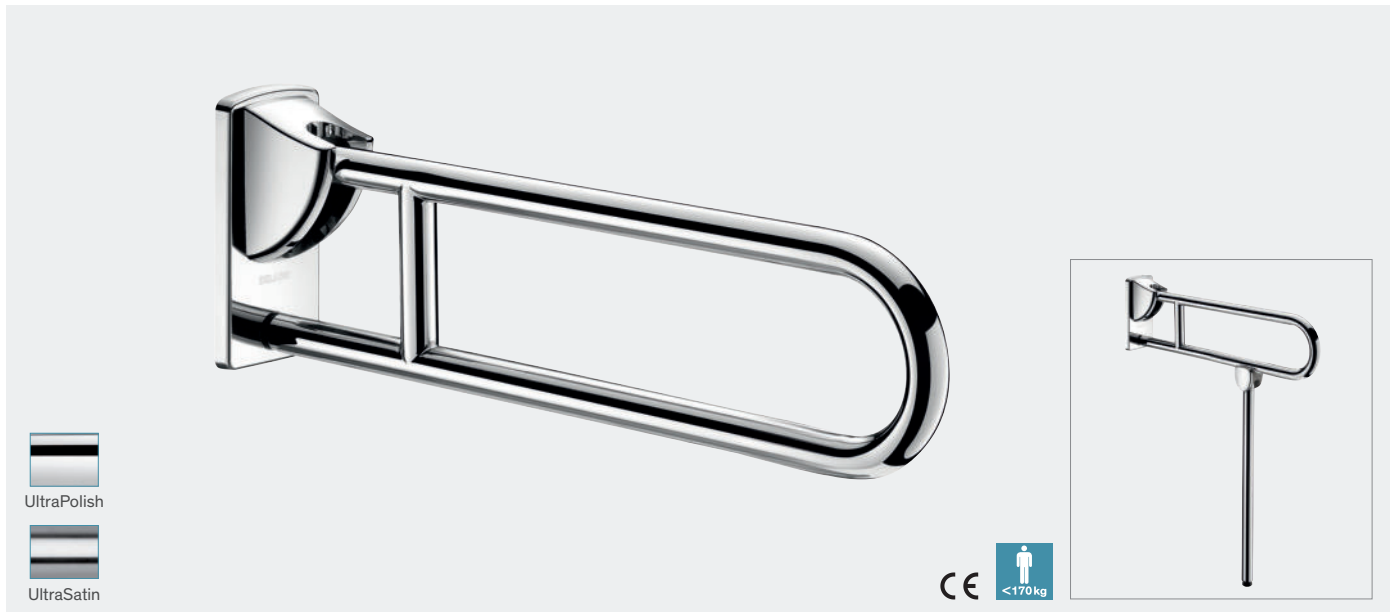


5083

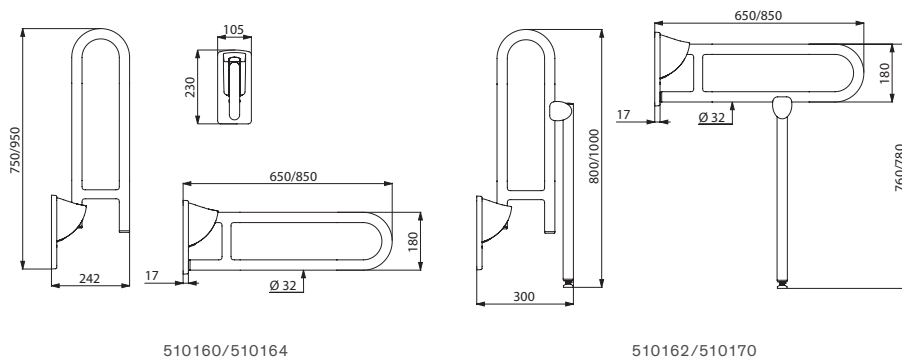


Drop-down support rail

With concealed fixings



- For WCs or showers.
- Allows side access in the raised position.
- In the lowered position use as a grab bar, as a support for standing and for assisting movement.
- Slowed down descent. Retained in upright position.
- Bacteriostatic 304 stainless steel tube.
- Stainless steel with UltraPolish bright polished finish or UltraSatin polished satin finish, uniform non-porous surface for easy maintenance and hygiene.
- Concealed fixings, secured to wall by a 304 stainless steel plate, 4mm thick.
- Supplied with stainless steel screws for concrete walls.
- Models with leg: **to be used as reinforcement when the wall fixing alone is insufficient.** Leg folds automatically. Leg height can be adjusted from 760 - 780mm. Dimensions: 850 or 650 × 800 × 105mm, Ø 32mm.
- Models without leg: 850 or 650 × 230 × 105mm, Ø 32mm.
- Models with leg: **tested to over 250kg, maximum recommended user weight 170kg.** Model without leg: tested to over 200kg, maximum recommended user weight 135kg.
- 30-year warranty. CE marked.



510160/510164

510162/510170

Drop-down support rail with concealed fixings Ø 32mm without leg		
UltraPolish bright polished stainless steel - L. 650mm	510160P	£337.16
UltraPolish bright polished stainless steel - L. 850mm	510164P	£370.86
UltraSatin polished satin stainless steel - L. 650mm	510160S	£337.16
UltraSatin polished satin stainless steel - L. 850mm	510164S	£370.86
Drop-down support rail with concealed fixings Ø 32mm with leg		
UltraPolish bright polished stainless steel - L. 650mm	510162P	£402.58
UltraPolish bright polished stainless steel - L. 850mm	510170P	£434.16
UltraSatin polished satin stainless steel - L. 650mm	510162S	£402.58
UltraSatin polished satin stainless steel - L. 850mm	510170S	£434.16

Additional products



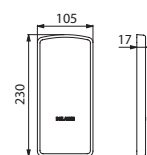
Backrest for WCs and toilet roll holder (see pages 121 & 123)

Related product



Cover plate

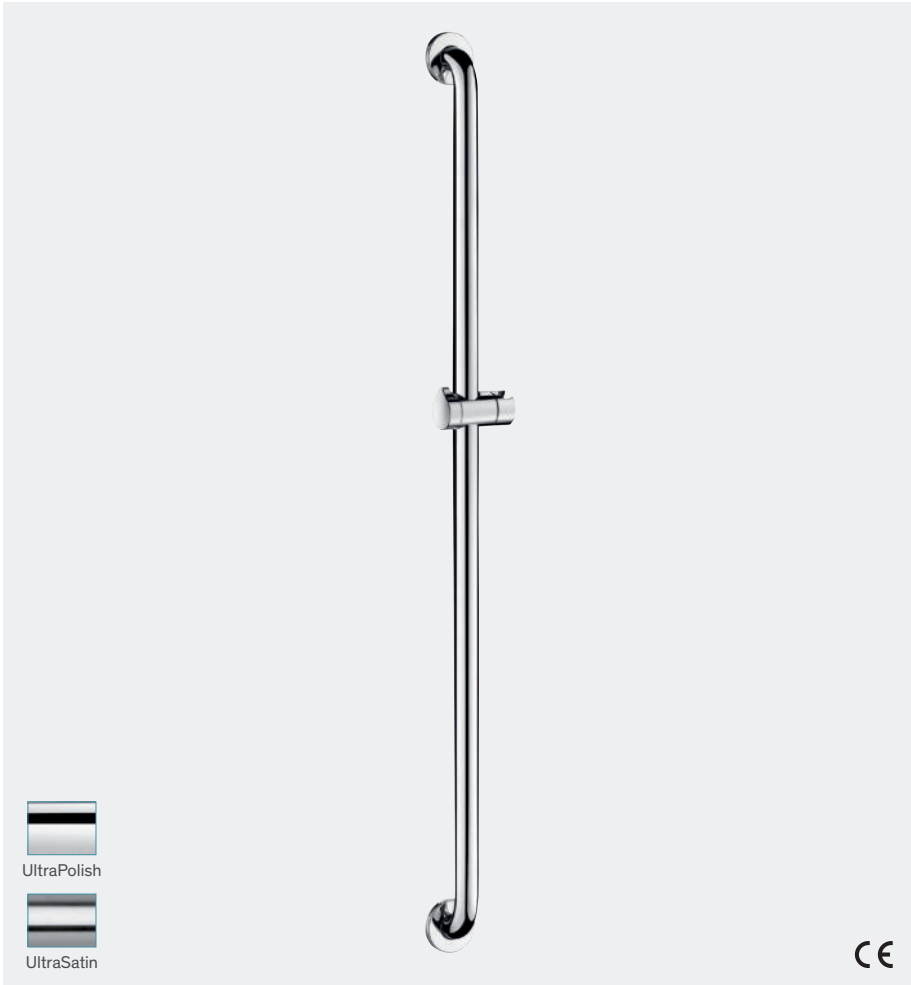
- Conceals the fixing screws when the drop-down support rail is removed.
- Reduces the number of rails in a facility, allowing installation only when required.
- Supplied with stainless steel screws for concrete walls.
- 30-year warranty.



510150

Chrome-plated cover with fixing plate	510150	£49.91
---------------------------------------	--------	--------

Straight bar with sliding shower head holder

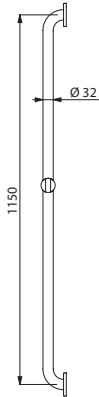
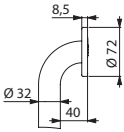


Additional products



Sliding soap dish and shower head
(see pages 120 & 121)

- For showers or baths.
- Can be used as a vertical grab bar and shower head riser rail.
- Chrome-plated metal sliding shower head holder with ergonomic locking ring.
- Sliding soap dish can be added (order separately).
- Bacteriostatic 304 stainless steel tube.
- Stainless steel with UltraPolish bright polished finish or UltraSatin polished satin finish, uniform non-porous surface for easy maintenance and hygiene.
- Plate welded to the tube by invisible safety bead weld (process exclusive to "ArN-Securit").
- 40mm gap between the bar and the wall:
 - minimal space prevents the forearm passing between the bar and the wall, reducing the risk of fracture in case of loss of balance.
- Concealed fixings, secured to wall by a 3-hole plate, Ø 72mm.
 - Fixing plates and cover plates in 304 stainless steel.
- Supplied with stainless steel screws for concrete walls.
- Height: 1,150mm, Ø 32mm.
- Tested to over 200kg. Maximum recommended user weight: 135kg.
- 30-year warranty.
- CE marked.



5460

Straight bar Ø 32mm with sliding shower head holder		
UltraPolish bright polished stainless steel	5460P2	£189.18
UltraSatin polished satin stainless steel	5460S	£189.18

T-shaped grab bar

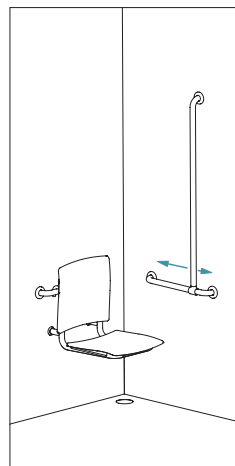


Additional products

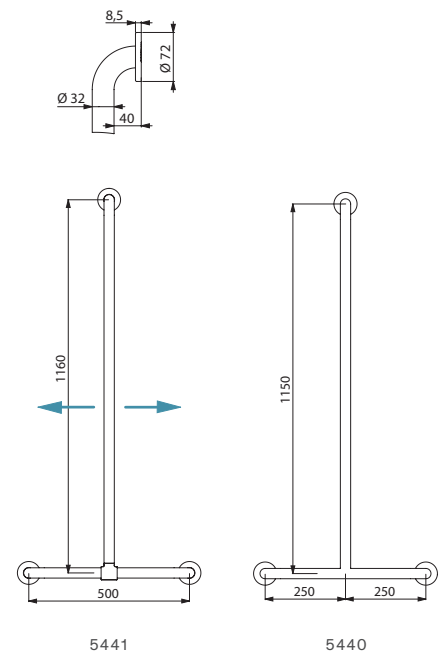


Sliding shower head holders, sliding soap dish and shower shelf with glove holder
(see pages 120 & 121)

- For showers.
- Use as a grab bar and to support the user in an upright position.
- Helps and secures entry and movement in the shower.
- Use as a shower riser rail by adding a sliding shower head holder and/or soap dish.
- Models with sliding riser rail: **upright position can be adjusted during installation.**
Can be moved to the left or the right in order to adapt the space (positioning of shower, depth of shower seat...).
- Bacteriostatic 304 stainless steel tube.
- Stainless steel with UltraPolish bright polished finish or UltraSatin polished satin finish, uniform non-porous surface for easy maintenance and hygiene.
- Plate welded to the tube by invisible safety bead weld (process exclusive to "ArN-Securit").
- 40mm gap between the bar and the wall: minimal space prevents the forearm passing between the bar and the wall, reducing the risk of fracture in case of loss of balance.
- Concealed fixings, secured to wall by a 3-hole plate, Ø 72mm. Fixing plates and cover plates in 304 stainless steel.
- Supplied with stainless steel screws for concrete walls.
- Dimensions: 1,160 or 1,150 × 500mm, Ø 32mm.
- Tested to over 200kg. Maximum recommended user weight: 135kg.
- 30-year warranty. CE marked.



Position of upright can be adjusted (Ref. 5441)



T-shaped grab bar Ø 32mm with sliding vertical riser rail

UltraPolish bright polished stainless steel	5441P	£285.50
UltraSatin polished satin stainless steel	5441S	£285.50
T-shaped grab bar Ø 32mm		
UltraPolish bright polished stainless steel	5440P2	£237.59
UltraSatin polished satin stainless steel	5440S	£237.59

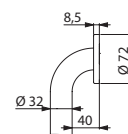


L-shaped grab bar

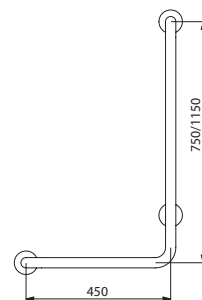
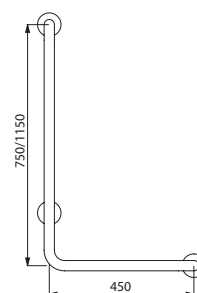


- For showers or baths.
- Helps the user stand and move safely in the shower or bath.
- Use as a shower rail by adding a sliding shower head holder and/or soap dish.
- Bacteriostatic 304 stainless steel tube.
- Stainless steel with UltraPolish bright polished finish or UltraSatin polished satin finish, uniform non-porous surface for easy maintenance and hygiene.
- Plate welded to the tube by invisible safety bead weld (process exclusive to "ArN-Securit").
- 40mm gap between the bar and the wall: minimal space prevents forearm passing between the bar and the wall, reducing the risk of fracture in case of loss of balance.
- Concealed fixings, secured to wall by a 3-hole plate, Ø 72mm. Fixing plates and cover plates in 304 stainless steel.
- Supplied with stainless steel screws for concrete walls.
- Dimensions: 1,150 or 750 × 450mm, Ø 32mm.
- Tested to over 200kg. Maximum recommended user weight: 135kg.
- 30-year warranty.
- CE marked.

Additional products



5070/5071

Left model
5070G/5071GRight model
5070D/5071D


L-shaped grab bar Ø 32mm - Height 750mm		
UltraPolish bright polished stainless steel - Left model	5070GP2	£193.93
UltraPolish bright polished stainless steel - Right model	5070DP2	£193.93
UltraSatin polished satin stainless steel - Left model	5070GS	£193.93
UltraSatin polished satin stainless steel - Right model	5070DS	£193.93
L-shaped grab bar Ø 32mm - Height 1,150mm		
UltraPolish bright polished stainless steel - Left model	5071GP2	£219.23
UltraPolish bright polished stainless steel - Right model	5071DP2	£219.23
UltraSatin polished satin stainless steel - Left model	5071GS	£219.23
UltraSatin polished satin stainless steel - Right model	5071DS	£219.23



Removable Comfort shower seat **510300** - Two-wall corner grab bar with vertical riser rail **5481P** - Sliding shower head holder **4110P**
Recessed SECURITHERM sequential thermostatic mixer **H96CBOX+H9633L** - Shower head **813** - SILVER flexible hose **836T3**

Two-wall grab bar with vertical riser rail

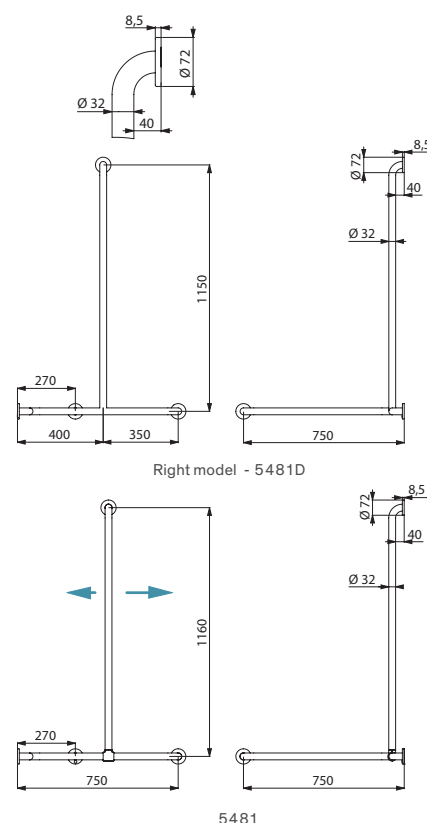
For shower seats

**Additional products**

Removable shower seat (see page 103), sliding shower head holders and sliding soap dish (see pages 120 & 121)

- For showers.
- Can support a removable shower seat (order separately).
- Use as a grab bar and to support the user in an upright position.
- Helps and secures entry and movement in the shower.
- Use as a shower riser rail by adding a sliding shower head holder and/or soap dish.
- Models with sliding riser rail: upright position can be adjusted during installation.
Can be moved to the left or the right in order to adapt the space (positioning of shower, depth of shower seat...).
- Can be installed with the upright on the left or the right.
- Bacteriostatic 304 stainless steel tube.
- Stainless steel with UltraPolish bright polished finish or UltraSatin polished satin finish, uniform non-porous surface for easy maintenance and hygiene.
- Plate welded to the tube by invisible safety bead weld (process exclusive to "ArN-Securit").
- 40mm gap between the bar and the wall:
minimal space prevents the forearm passing between the bar and the wall, reducing the risk of fracture in case of loss of balance.
- Concealed fixings, secured to wall by a 3-hole plate, Ø 72mm.
Fixing plates and cover plates in 304 stainless steel.
- Supplied with stainless steel screws for concrete walls.
- Dimensions: 1,160 or 1,150 × 750 × 750mm, Ø 32mm.
- Tested to over 200kg. Maximum recommended user weight: 135kg.
- 30-year warranty. CE marked.

Two-wall corner grab bar with vertical riser rail Ø 32mm for shower seats - Sliding riser rail		
UltraPolish bright polished stainless steel	5481P	£401.58
UltraSatin polished satin stainless steel	5481S	£401.58
Two-wall corner grab bar with vertical riser rail Ø 32mm for shower seats - Fixed riser rail		
UltraPolish bright polished stainless steel - Left model	5481GP2	£354.45
UltraPolish bright polished stainless steel - Right model	5481DP2	£354.45
UltraSatin polished satin stainless steel - Left model	5481GS	£354.45
UltraSatin polished satin stainless steel - Right model	5481DS	£354.45

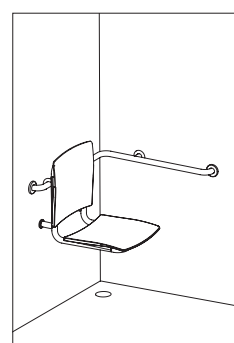


Two-wall corner grab bar

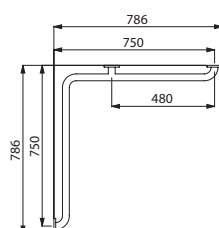
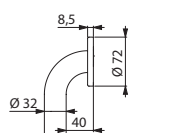
For shower seats



- For WCs, showers or baths.
- Can support a removable shower seat (order separately).
- Use as a grab bar and to support the user in an upright position.
- Helps and secures entry and movement in the shower or also with getting in and out of the bath.
- Helps with the transfer from a wheelchair to the toilet seat for WCs with a concealed cistern or cisternless flush.
- Bacteriostatic 304 stainless steel tube.
- Stainless steel with UltraPolish bright polished finish or UltraSatin polished satin finish, uniform non-porous surface for easy maintenance and hygiene.
- Plate welded to the tube by invisible safety bead weld (process exclusive to "ArN-Securit").
- 40mm gap between the bar and the wall:
minimal space prevents the forearm passing between the bar and the wall, reducing the risk of fracture in case of loss of balance.
- Concealed fixings, secured to wall by a 3-hole plate, Ø 72mm.
Fixing plates and cover plates in 304 stainless steel.
- Supplied with stainless steel screws for concrete walls.
- Dimensions: 750 × 750mm, Ø 32mm.
- Tested to over 200kg. Maximum recommended user weight: 135kg.
- 30-year warranty.
- CE marked.



Installation example
for showers



5120

Additional products




Removable shower seat ([see page 103](#)) and shower shelf with glove holder ([see page 121](#))

Two-wall corner grab bar Ø 32mm for shower seats		
UltraPolish bright polished stainless steel	5120P2	£229.12
UltraSatin polished satin stainless steel	5120S	£229.12

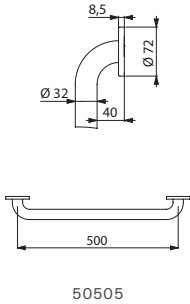
Single grab bar
For shower seats



- For showers.
- Can support a removable shower seat (order separately).
- For use as a grab bar and to support the user in an upright position.
- Helps and secures entry and movement in the shower.
- Bacteriostatic 304 stainless steel tube.
- Stainless steel with UltraPolish bright polished finish or UltraSatin polished satin finish, uniform non-porous surface for easy maintenance and hygiene.
- Plate welded to the tube by invisible safety bead weld (process exclusive to "ArN-Securit").
- 40mm gap between the bar and the wall: minimal space prevents the forearm passing between the bar and the wall, reducing the risk of fracture in case of loss of balance.
- Concealed fixings, secured to wall by a 3-hole plate, Ø 72mm. Fixing plates and cover plates in 304 stainless steel.
- Supplied with stainless steel screws for concrete walls.
- Dimensions: 500mm, Ø 32mm.
- Tested to over 250kg. Maximum recommended user weight: 170kg.
- 30-year warranty.
- CE marked.



Installation example
for showers




Grab bar Ø 32mm for shower seats		
UltraPolish bright polished stainless steel	50505P2	£82.54
UltraSatin polished satin stainless steel	50505S	£82.54

Additional product

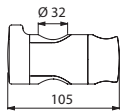


Removable shower seat (see page 103)

Nylon sliding shower head holder



- High-strength polyamide (Nylon).
- Support for adjustable shower heads.
- Ergonomic locking ring.
- For Ø 32mm grab bars
(see ref.s 5441, 5440 and 5481 pages 113 and 117).
- 30-year warranty.



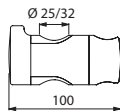
510110NG

Sliding shower head holder Nylon HR bright anthracite grey	510110NG	£18.64
---	----------	--------

Chrome-plated sliding shower head holder



- Fixes separately onto the bar and can be added after installation.
- Support for adjustable shower heads.
- Ergonomic locking ring.
- For Ø 25 and Ø 32mm grab bars.
- 30-year warranty.



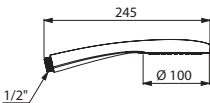
4110P

Chrome-plated metal sliding shower head holder	4110P	£56.60
--	-------	--------

Shower head



- M½" shower head in chrome-plated ABS.
- Monojet: rain effect.
- Manual system for removing limescale.
- 30-year warranty.



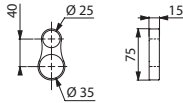
815

Rain effect shower head	815	£28.87
-------------------------	-----	--------

Shower head retaining collar



- For Ø 25 - 35mm rails and flexible shower hose.
- Retaining device: prevents shower head from coming into direct contact with the floor or floor trap (source of bacterial contamination).
- 30-year warranty.



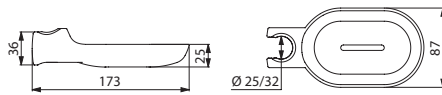
830

Translucent shower head retaining collar	830	£7.76
--	-----	-------

Clip-on sliding soap dish




- Soap dish for shower gel or soap.
- For $\varnothing 25$ and $\varnothing 32$ mm riser rails.
- 30-year warranty.



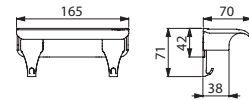
510120

Translucent clip-on soap dish	510120	£20.39
-------------------------------	--------	--------

Shower shelf for grab bars



- Place against the wall, on the grab bar.
- Anti-theft lock.
- Suitable for shower gel or soap.
- 2 hooks for gloves.
- 30-year warranty.



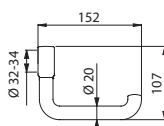
511922P

Chrome-plated shower shelf for grab bars	511922P	£40.41
--	---------	--------

Nylon toilet roll holder for grab bars



- For toilet rolls.
- Can be fitted without removing grab bar.
- Anti-theft lock.
- Anti-rotating locking feature.
- For $\varnothing 32$ mm to $\varnothing 34$ mm bars.
- 30-year warranty.



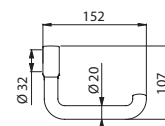
510081

Toilet roll holder for grab bars HR Nylon bright anthracite grey	510081	£30.48
---	--------	--------

Chrome-plated toilet roll holder for grab bars




- For toilet rolls.
- Can be fitted without removing grab bar.
- Anti-theft lock.
- Anti-rotating locking feature.
- For $\varnothing 32$ mm bars.
- 30-year warranty.



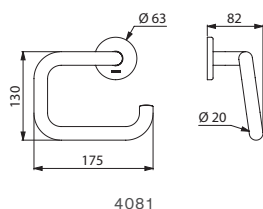
510081P

Toilet roll holder for grab bars Chrome-plated	510081P	£36.71
---	---------	--------

U-shaped toilet roll holder




- **Bacteriostatic 304 stainless steel.**
- Tube Ø 20mm, 1mm thick.
- **Concealed fixings.**
- 30-year warranty.

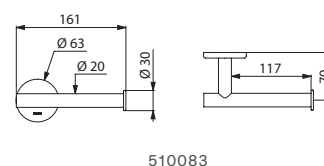


U-shaped toilet roll holder		
Bright polished 304 stainless steel	4081P	£38.72
Polished satin 304 stainless steel	4081S	£38.72

Toilet roll holder or for spares




- **Bacteriostatic 304 stainless steel.**
- Can be installed horizontally for **main use**, or vertically as a **spare toilet roll holder**.
- Tube Ø 20mm, 1mm thick.
- **Concealed fixings.**
- 30-year warranty.

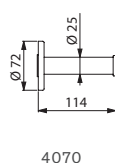


Toilet roll holder or for spares		
Bright polished 304 stainless steel	510083P	£30.41
Polished satin 304 stainless steel	510083S	£30.41

Spare toilet roll holder



- **Bacteriostatic 304 stainless steel.**
- Tube Ø 25mm, 1.2mm thick.
- **Concealed fixings.**
- 30-year warranty.

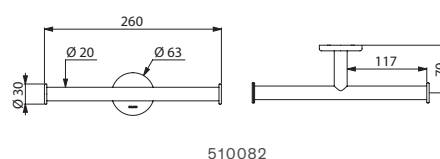


Spare toilet roll holder		
Bright polished 304 stainless steel	4070P	£50.51
Polished satin 304 stainless steel	4070S	£50.51

Twin toilet roll holder



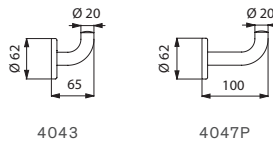
- **Bacteriostatic 304 stainless steel.**
- For two toilet rolls.
- Tube Ø 20mm, 1mm thick.
- **Concealed fixings.**
- 30-year warranty.



Twin toilet roll holder		
Bright polished 304 stainless steel	510082P	£39.19
Polished satin 304 stainless steel	510082S	£39.19

Coat hook

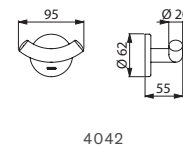
- **Bacteriostatic 304 stainless steel.**
- Tube Ø 20mm, 1mm thick.
- Short model: L. 65mm.
Long model: L. 100mm.
- **Concealed fixings.**
- 30-year warranty.



Coat hook - Short model		
Bright polished 304 stainless steel	4043P	£19.09
Polished satin 304 stainless steel	4043S	£19.09
Coat hook - Long model		
Bright polished 304 stainless steel	4047P	£19.86

Double coat hook


- **Bacteriostatic 304 stainless steel.**
- Tube Ø 20mm, 1mm thick.
- **Concealed fixings.**
- 30-year warranty.



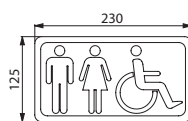
Double coat hook		
Bright polished 304 stainless steel	4042P	£32.58
Polished satin 304 stainless steel	4042S	£32.58

Stainless steel "Disabled" signs

Self-adhesive



- **Polished satin 304 stainless steel.**
- Stainless steel thickness: 1.2mm.
- Dimensions: 125 or 230 × 125mm.
- 30-year warranty.

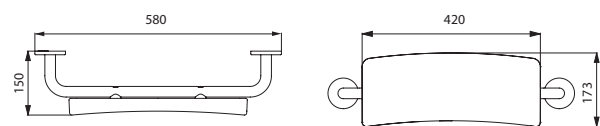


510155S

304 stainless steel toilet sign		
Disabled sign	510153S	£28.24
Mixed disabled sign	510155S	£29.86

Comfort backrest for WCs


- Backrest made from soft black polyurethane.
- Bacteriostatic 304 stainless steel tube, Ø 25 × 1.2mm.
- Concealed fixings, secured to wall by a 3-hole plate, Ø 72mm.
Fixing plates and cover plates in 304 stainless steel.
- Dimensions: 150 × 580 × 173mm.
- 30-year warranty.
- CE marked.



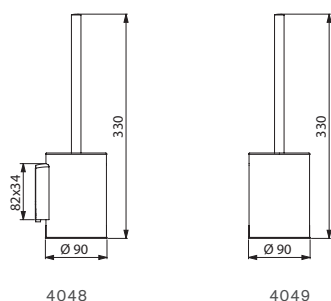
510629

Comfort backrest for WCs		
UltraPolish bright polished 304 stainless steel structure	510629	£191.43
UltraSatin polished satin 304 stainless steel structure	510629S	£191.43

Toilet brush set without lid



- **Robust model.**
- **Bacteriostatic 304 stainless steel.**
- Wall-mounted or floor-standing.
- Easy to clean: plastic bowl can be removed from above.
- **Plastic bowl with reservoir:** prevents toilet brush sitting in residual water and reduces the risk of splashing when next used.
- **Anti-theft lock** (wall-mounted model).
- Stainless steel thickness: 1mm body.
- Dimensions: Ø 90 × 330mm.
- 30-year warranty.

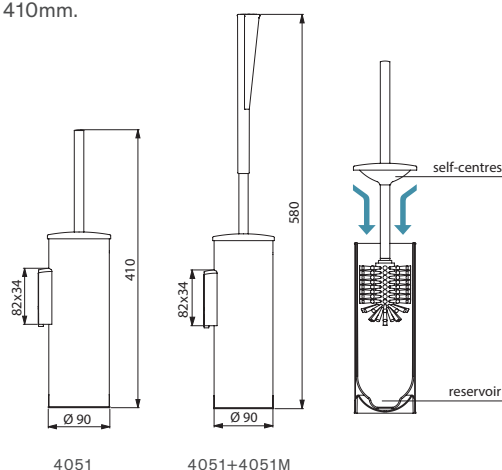


Wall-mounted toilet brush set without lid Anti-theft lock		
Bright polished 304 st. steel	4048P	£64.42
Polished satin 304 st. steel	4048S	£64.42
Floor-standing toilet brush set without lid		
Bright polished 304 st. steel	4049P	£57.15
Polished satin 304 st. steel	4049S	£57.15

Toilet brush set with lid



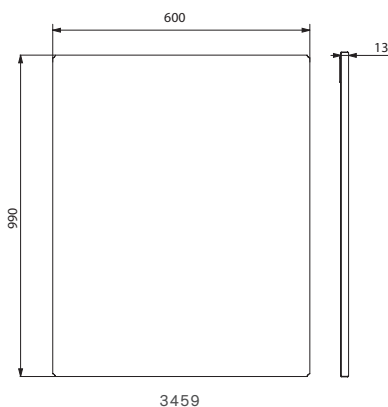
- **Robust model.**
- **Bacteriostatic 304 stainless steel.**
- Wall-mounted or floor-standing.
- **Ergonomic handle extension possible:** easy for wheelchair users or those with difficulty bending to use.
- Easy to clean: plastic bowl can be removed from above.
- **Plastic bowl with reservoir:** prevents toilet brush sitting in residual water and reduces the risk of splashing when next used.
- Toilet brush **automatically centres itself** in the holder.
- **Anti-theft lock** (wall-mounted model).
- Stainless steel thickness: 1mm body.
- Dimensions: Ø 90 × 410mm.
- 30-year warranty.



Wall-mounted toilet brush set with lid - Anti-theft lock		
Bright polished 304 stainless steel	4051P	£96.03
Polished satin 304 stainless steel	4051S	£96.03
Floor-standing toilet brush set with lid		
Bright polished 304 stainless steel	4050P	£88.75
Polished satin 304 stainless steel	4050S	£88.75
Ergonomic extension for toilet brush handle	4051M	£13.11

1-metre stainless steel mirror

- **For combined installation:** height enables use from sitting or standing position.
- **"Mirror" polished** bacteriostatic 304 stainless steel.
- **Reinforced by a concealed solid wooden plate.**
- 6 fixing points. Concealed fixings.
- **Unbreakable.**
- Install on a flat surface.
- Dimensions : 13 × 600 × 990mm.
- 30-year warranty.



Stainless steel unbreakable mirror	3459	£456.98
---	-------------	----------------

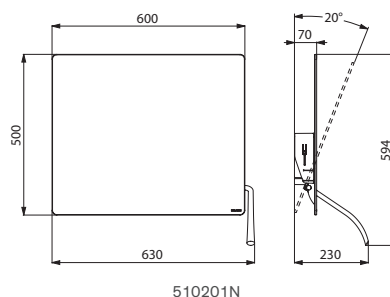
For more mirrors and studded pegs see pages 45-47.

Tilting mirror

Long, ergonomic lever



- **For combined installation:** can be used from sitting or standing position.
- **Long, ergonomic lever for easy adjustment of mirror angle from a sitting position or from a wheelchair.**
- **Quick and easy to install:** simply clip into place.
- **Anti-theft lock.**
- Bright white HR Nylon lever.
- Mirror made from 6mm laminated safety glass.
- Can be tilted up to 20°.
- Mirror dimensions: 500 × 600mm.
- 30-year warranty.



Tilting mirror with long, ergonomic lever	510201N	£291.86
--	----------------	----------------

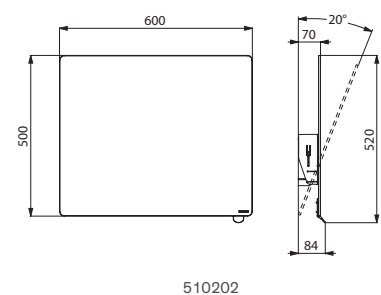
For more mirrors and studded pegs see pages 45-47.

Tilting mirror

Tab handle



- **For combined installation:** can be used from sitting or standing position.
- **Tab handle for easy adjustment of mirror angle for those in a sitting position or for wheelchair users.**
- **Quick and easy to install:** simply clip into place.
- **Anti-theft lock.**
- Mirror made from 6mm laminated safety glass.
- Can be tilted up to 20°.
- Mirror dimensions: 500 × 600mm.
- 30-year warranty.



Tilting mirror with tab handle		
Chrome-plated bright tab	510202P	£252.48
Chrome-plated satin tab	510202S	£252.48

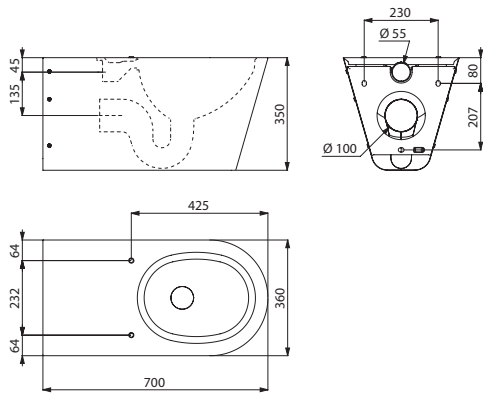
For more mirrors and studded pegs see pages 45-47.

700 PMR WC

Wall-hung or floor-standing



- 700mm **elongated pan** for improved comfort for people with reduced mobility.
- Wall-hung model: compatible with all standard frame systems available on the market.
- Elegant and simple design.
- **Bacteriostatic 304 stainless steel.**
- Stainless steel thickness: 1.5mm.
- One-piece pressed WC bowl, seam-free for easy maintenance and better hygiene.
- WC bowl surface is polished with rounded edges for easy cleaning.
- Concealed perimetral flushing rim.
- Horizontal water inlet: Ø 55mm.
- Horizontal waste outlet: Ø 100mm.
- Water saving: works with 4L or more of water.
- Pre-drilled holes for fixing the toilet seat.
Supplied with stainless steel blanking caps when installed without toilet seat lid.
- Quick and easy to install.
- Weight: 14.5kg for the 700 S model; 15kg for the 700 P model.
- 30-year warranty.
- CE marked. Complies with European standard EN 997 for 4L flush.



110710

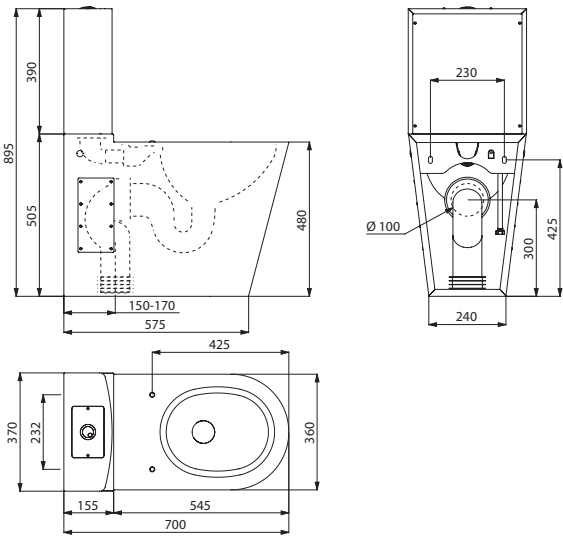
Disabled WC - 700mm long - Polished satin 304 stainless steel		
Wall-hung disabled WC (700 S)	110710	£1,126.65
Floor-standing disabled WC (700 P)	110700	£1,152.81

MONOBLOCO 700 PMR WC

With cistern



- Floor-standing WC pan with dual flush cistern 3L/6L.
- 700mm **elongated pan** for improved comfort for people with reduced mobility.
- **Bacteriostatic 304 stainless steel.**
- Stainless steel thickness: 1.5mm.
- One-piece pressed WC bowl, seam-free for better hygiene.
- WC bowl surface is polished with rounded edges for easy cleaning.
- Concealed perimetral flushing rim. Water supply can be recessed from below or exposed from the side (right/left).
- Recessed horizontal or vertical waste outlet.
Supplied with PVC pipe.
- Pre-drilled holes for fixing the toilet seat.
Supplied with stainless steel blanking caps when installed without toilet seat lid.
- Quick to install: 2 access panels with theft prevention TORX security screws.
- Weight: 22kg.
- 30-year warranty.
- CE marked. Complies with European standard EN 997 for 4L flush.



110790

Monobloco 700 PMR WC - Polished satin 304 st. steel	110790	£1,789.87
---	--------	-----------

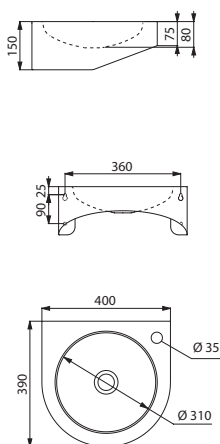
PMR XS hand washbasin

Wall-mounted



CE

- Wall-mounted hand washbasin, **suitable for people with reduced mobility.**
- Basin internal diameter: 310mm.
- **Bacteriostatic 304 stainless steel.**
- Stainless steel thickness: 1.2mm.
- Rounded edges prevent injury.
- Supplied with 1½" waste.
- Without overflow.
- Supplied with fixing elements.
- Weight: 3.9kg.
- 30-year warranty.
- CE marked. Complies with European standard EN 14688.



123400

PMR XS hand washbasin Polished satin 304 stainless steel		
Without tap hole	120400	£288.27
With right Ø 35mm tap hole	123400	£288.27

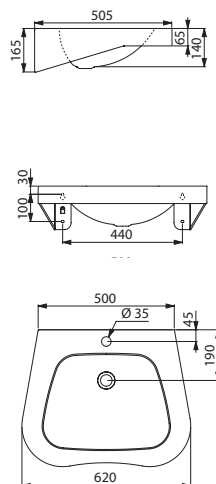
FRAJU PMR washbasin

Wall-mounted



CE

- Wall-mounted washbasin, **suitable for people with reduced mobility.**
- **Bacteriostatic 304 stainless steel.**
- Stainless steel thickness: 1.2mm for the bowl and 1.5mm for the surround.
- Rounded edges prevent injury.
- Supplied with 1½" waste.
- Without overflow.
- Supplied with fixing elements.
- Weight: 5 kg.
- 30-year warranty.
- CE marked. Complies with European standard EN 14688.



121440

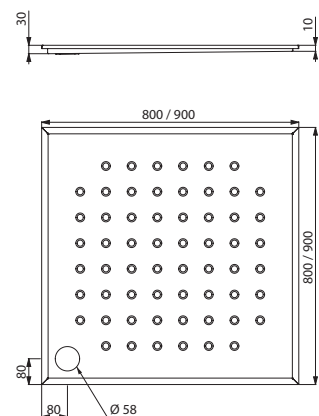
Wall-mounted FRAJU PMR washbasin Polished satin 304 stainless steel		
Without tap hole	120440	£437.32
With central Ø 35mm tap hole	121440	£437.32

PMR shower tray



CE

- Recessed shower tray.
- **Suitable for people with reduced mobility:** slimline shower tray.
- **Bacteriostatic 304 stainless steel.**
- Stainless steel thickness: 1.5mm.
- Depth: 30mm.
- Drainage slope.
- Supplied with 1½" waste and trap.
- Non-slip surface.
- Weight of 800 × 800mm model: 8.5kg.
- Weight of 900 × 900mm model: 9.5kg.
- 30-year warranty.
- CE marked. Complies with European standard EN 14527.



150500/150600

Rec. shower tray for people with reduced mobility		
Polished satin 304 st. steel 800 × 800mm	150500	£477.00
Polished satin 304 st. steel 900 × 900mm	150600	£531.86



Accessibility and Independence

NylonClean Range


SHOWER
SEATS
133




GRAB
BARS
137



DROP-DOWN
SUPPORT RAILS
139



SHOWER
GRAB BARS
140



ACCESSORIES
148





MAXIMUM HYGIENE AND ERGONOMY

NylonClean anti-bacterial treatment

DELABIE's **NylonClean** grab bars and shower seats benefit from an anti-bacterial treatment.

This **protection against bacterial development and the appearance of mould**, alongside a regular cleaning protocol, provides hygiene and optimal defence against contamination spread by hand.

The active ingredient is integrated into the material during the manufacturing process. Therefore, the anti-bacterial property will not degrade and cannot be removed over time by UV radiation or even successive cleaning with chemicals.

DELABIE's **NylonClean** grab bars and shower seats are ideal for healthcare facilities, retirement homes and environments dedicated to the care of immuno-compromised patients who are more vulnerable and particularly susceptible to contagion.

Anti-bacterial efficacy has been proven by an independent laboratory.

Bright HR Nylon

The Nylon used in the manufacture of DELABIE's grab bars is very high quality. The surface is perfectly uniform and non-porous for easy cleaning, ensuring the highest standards of hygiene. Compared to other synthetic materials it is highly resistant to abrasions, cracks and heat.

Nylon's technical properties are ideal for use in environments where hygiene is of the utmost importance e.g. hospitals, retirement homes, schools, etc.

Resistant to chemicals

DELABIE's **NylonClean** products will withstand the main cleaning products used in hospitals and commercial environments.

Seam-free straight sections

Particular attention has been paid to the design of DELABIE's **NylonClean** grab bars to reduce the number of joins and seams. This reduces the build-up of dirt, niches where bacteria can develop and the appearance of a black line, especially on the straight sections which are extruded in one-piece, and which have the most frequent contact with hands.

Smooth and warm to the touch

Optimised grip

The 32mm diameter of the grab bars ensures an optimum grip regardless of the end-use of the products. For healthcare facilities or public buildings we recommend grab bars with a diameter of 32mm.

MAXIMUM SAFETY

Tested to over 200kg

In public and commercial places, the user weight is unknown. The products installed must therefore be able to support any user.

30-year warranty

DELABIE's grab bars and shower seats are suitable for intensive use in all types of public or healthcare buildings.

Colour is added to the Nylon during manufacture ensuring a consistent colour throughout the bar. An anti-UV treatment prevents products from yellowing or ageing prematurely when exposed to strong light. DELABIE's **NylonClean** products remain in perfect condition throughout their lifespan.

CE marked

DELABIE's grab bars and shower seats are CE marked and conform to European Directive 93/42/CEE that relates to medical devices, and complies with European standard EN ISO 21856 "Technical aids".

This provides an additional guarantee for product users.

Reinforced metal core

The 3.5mm Nylon casing is reinforced with a 2mm steel core that has been treated against corrosion. The core, along with the other elements, is made from highly resistant technical materials.

38mm safety gap

The elderly or people with reduced mobility can easily lose their balance and fall. Limiting the gap between the bar and the wall to just 38mm prevents the forearm from getting trapped and significantly reduces the risk of fracture.

Space saving

Since they are closer to the wall, the grab bars require less space. This improves access within the sanitary facilities (showers, WCs, etc.) providing greater freedom of movement.

The grab bars are also more discreet.

Concealed fixings

All fixings (wall plate with 6 possible fixing points) are concealed by a Nylon cover plate.

AND ALSO...

100% interchangeable

The fixing plates for the bars are indexed and the dimensions are checked during the manufacturing process. There is no need to drill additional holes in the wall if replacing the bar with an identical one.

100% recyclable

The bars are made from 100% recyclable materials, contributing to sustainable development and protecting the environment.

Complete range

Offering a wide range of products enables DELABIE to respond to the needs and requirements of the accessibility and independence sector. This offering complements DELABIE's other product ranges perfectly.

TESTED TO OVER 200KG
30-YEAR WARRANTY
CE MARKED

38MM SAFETY GAP
Reduced risk of fracture
Space saving

3.5MM NYLON
CASING

2MM REINFORCED
METAL CORE
High resistance

FIXINGS CONCEALED
BY 1MM NYLON COVER
PLATES

FIXING PLATES
ARE INDEXED
100% interchangeable

ANTI-BACTERIAL
TREATMENT

Nylon
Clean

BRIGHT HR
NYLON
Easy to clean

RESISTANT
TO CHEMICALS

SEAM-FREE
No bacterial niches

TUBE Ø 32MM
Optimised grip

SMOOTH
AND WARM
TO TOUCH

100% RECYCLABLE

ACCESSIBILITY
NYLON CLEAN



Removable Comfort shower seat **510300N** - Two-wall corner grab bar with NylonClean sliding vertical riser rail **5481N**
Thermostatic mixer **H9741TP** - Sliding shower head holder **510110** - Clip-on soap dish **510120N** - Shower head **813**

Comfort removable shower seat

To hang on grab bars



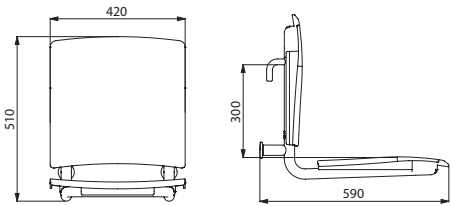
Additional products



Grab bars for shower seats
(see pages 145 - 147)

- **HR Comfort shower seat and backrest.**
- **Large model.**
- To hang on grab bars Ø 32mm
(see ref.s 5481N, 5490N, 5121N and 50504N pages 145 - 147).
- **Anti-bacterial treatment** on seat and backrest: optimal protection against bacterial development.
- **Removable:** reduces the number of shower seats in a facility, allowing installation only when required.
Example: hotels or hospitals providing short-term accommodation for people with reduced mobility.
- Suitable for intensive use in public places or the healthcare sector.
- Detachable solid seat made from high-strength polymer.
- Uniform non-porous surface for easy maintenance and hygiene.
- Good resistance to chemical products (Povidone-iodine) and cleaning.
- Anti-UV treatment.
- Warm to the touch.
- Bacteriostatic 304 stainless steel structure Ø 32mm.
- **Adjustable screw jacks guarantee a good horizontal position.**
- **Large protective caps prevent damage to the wall.**
- Dimensions: 590 × 420 × 510mm.
- Tested to over 200kg. Maximum recommended user weight: 135kg.
- 30-year warranty.
- CE marked.

Removable Comfort shower seat to hang on grab bars White powder-coated stainless steel structure	510300N	£510.68
---	---------	---------

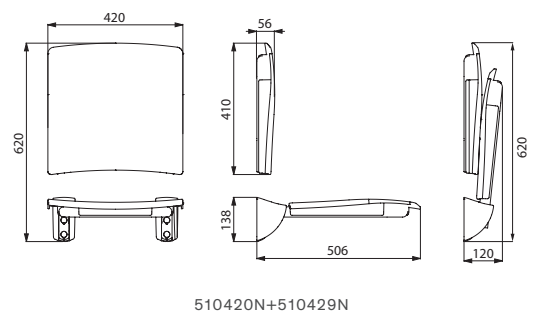
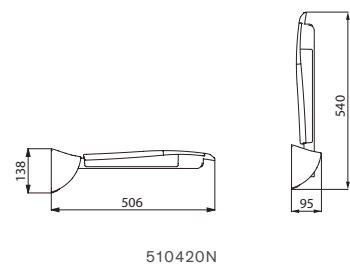


510300N

Lift-up shower seat



- **HR Comfort shower seat and backrest.**
- **Large model.**
- **Anti-bacterial treatment** on seat and backrest: optimal protection against bacterial development.
- **Retained in upright position.**
- **Slowed down descent.**
- Suitable for intensive use in public places or the healthcare sector.
- Detachable solid seat made from high-strength polymer.
- Uniform non-porous surface for easy maintenance and hygiene.
- Good resistance to chemical products (Povidone-iodine) and cleaning.
- Anti-UV treatment.
- Warm to the touch.
- Bacteriostatic 304 stainless steel structure Ø 32mm.
- Concealed fixings, secured to wall by a 304 stainless steel plate, 4mm thick.
- Supplied with stainless steel screws for concrete walls.
- Seat dimensions: 506 × 420 × 138mm.
- Backrest dimensions: 56 × 420 × 410mm.
- Tested to over 200kg. Maximum recommended user weight: 135kg.
- 30-year warranty.
- CE marked.

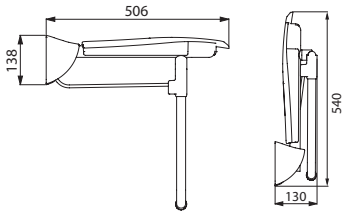


Lift-up Comfort shower seat - White powder-coated stainless steel structure		
Seat	510420N	£341.85
Backrest	510429N	£190.40

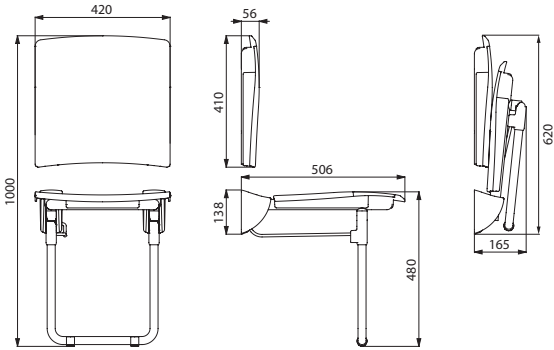
Lift-up shower seat with leg



- HR Comfort shower seat and backrest.
- Large model.
- Anti-bacterial treatment on seat and backrest: optimal protection against bacterial development.
- Retained in upright position.
- Slowed down descent.
- Suitable for intensive use in public places or the healthcare sector.
- Detachable solid seat made from high-strength polymer.
- Uniform non-porous surface for easy maintenance and hygiene.
- Good resistance to chemical products (Povidone-iodine) and cleaning.
- Anti-UV treatment.
- Warm to the touch.
- Bacteriostatic 304 stainless steel structure Ø 32mm.
- Reinforced by a folding, articulated leg made from 304 stainless steel tube Ø 25mm.
- Concealed fixings, secured to wall by a 304 stainless steel plate, 4mm thick.
- Supplied with stainless steel screws for concrete walls.
- Seat dimensions: 506 × 420 × 480mm.
- Backrest dimensions: 56 × 420 × 410mm.
- Tested to over 250kg. Maximum recommended user weight: 170kg.
- 30-year warranty.
- CE marked.



510430N



510430N+510429N

Lift-up Comfort shower seat with leg - White powder-coated stainless steel structure		
Seat with leg	510430N	£459.55
Backrest	510429N	£190.40

ACCESSIBILITY
NYLON CLEAN

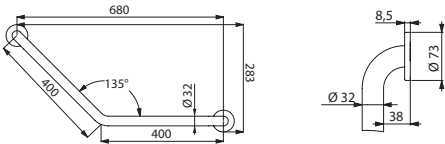


NylonClean angled grab bar 135° **5081N** - NylonClean drop-down support rail **5164N** - U-shaped toilet roll holder **4081N** - Toilet brush set with ergonomic handle **4051N**
TEMPOFIX 3 frame system with TEMPOFLUX 3 time flow cisternless direct flush WC valve **564065DE+763000**

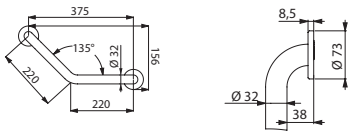
Angled grab bar 135°



- For WCs, showers or baths.
- For use as a handrail (horizontal part) or as a grab bar (135° part).
- NylonClean anti-bacterial treatment: optimal protection against bacterial development.
- Universal for either left or right side.
- Suitable for intensive use in public places or the healthcare sector.
- High-strength polyamide (Nylon): with 2mm reinforced steel core treated against corrosion.
- Uniform non-porous surface for easy maintenance and hygiene.
- Good resistance to chemical products and cleaning.
- Anti-UV treatment.
- Warm to the touch.
- 38mm gap between the bar and the wall: minimal space prevents the forearm passing between the bar and the wall, reducing the risk of fracture in case of loss of balance.
- 3 fixing points prevent the hand from getting trapped and simplify installation.
- Concealed fixings, secured to wall by a 6-hole plate, Ø 73mm.
- Supplied with stainless steel screws for concrete walls.
- Dimensions: 400 × 400mm or 220 × 220mm, Ø 32mm.
- Tested to over 200kg. Maximum recommended user weight: 135kg.
- 30-year warranty.
- CE marked.



5081N



5083N

Angled grab bar 135°, Ø 32mm		
Bright white HR Nylon - 400 × 400mm	5081N	£140.70
Bright white HR Nylon - 220 × 220mm	5083N	£108.24

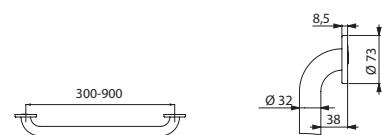
Straight grab bar



- For WCs, showers or baths.
- For use as a handrail, bar grab or support rail.
- **NylonClean anti-bacterial treatment:** optimal protection against bacterial development.
- Suitable for intensive use in public places or the healthcare sector.
- High-strength polyamide (Nylon):
 - with 2mm reinforced steel core treated against corrosion.
- Uniform non-porous surface for easy maintenance and hygiene.
- Good resistance to chemical products and cleaning.
- Anti-UV treatment.
- Warm to the touch.
- 38mm gap between the bar and the wall:
 - minimal space prevents the forearm passing between the bar and the wall, reducing the risk of fracture in case of loss of balance.
- Concealed fixings, secured to wall by a 6-hole plate, Ø 73mm.
- Supplied with stainless steel screws for concrete walls.
- Dimensions: 300 - 900mm centre-to-centre, Ø 32mm.
- Tested to over 200kg. Maximum recommended user weight: 135kg.
- 30-year warranty.
- CE marked.

Straight grab bar Ø 32mm

Bright white HR Nylon - 300mm	5050N	£73.76
Bright white HR Nylon - 400mm	50504N	£78.56
Bright white HR Nylon - 500mm	50505N	£86.39
Bright white HR Nylon - 600mm	50506N	£93.42
Bright white HR Nylon - 900mm	50509N	£114.41

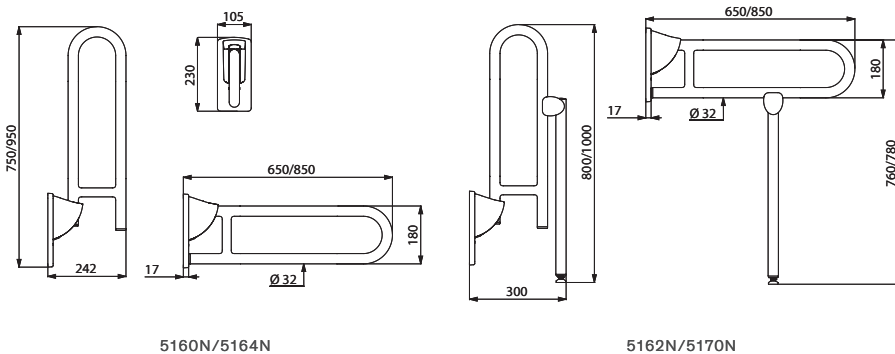


5050N/50504N/50505N/50506N/50509N

Drop-down support rail



- For WCs or showers.
- Allows side access in the raised position.
- In the lowered position use as a grab bar, as a support for standing and for assisting movement.
- **NylonClean anti-bacterial treatment:** optimal protection against bacterial development.
- Retained in upright position.
- Slowed down descent.
- Suitable for intensive use in public places or the healthcare sector.
- High-strength polyamide (Nylon) and polymer: with 2mm reinforced steel core treated against corrosion.
- Uniform non-porous surface for easy maintenance and hygiene.
- Good resistance to chemical products and cleaning.
- Anti-UV treatment.
- Warm to the touch.
- Concealed fixings, secured to wall by a 304 stainless steel plate, 4mm thick.
- Supplied with stainless steel screws for concrete walls.
- Models with leg: **to be used as reinforcement when the wall fixing alone is insufficient.** Leg folds automatically. Leg height can be adjusted from 760 - 780mm. Dimensions: 850 or 650 × 800 × 105mm, Ø 32mm.
- Models without leg: 850 or 650 × 230 × 105mm, Ø 32mm.
- Tested to over 200kg. Maximum recommended user weight: 135kg.
- 30-year warranty.
- CE marked.



Drop-down support rail Ø 32mm without leg		
Bright white HR Nylon - L. 650mm	5160N	£339.08
Bright white HR Nylon - L. 850mm	5164N	£361.31
Drop-down support rail Ø 32mm with leg		
Bright white HR Nylon - L. 650mm	5162N	£461.38
Bright white HR Nylon - L. 850mm	5170N	£484.40

Additional products



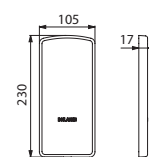
Backrest for WCs and toilet roll holder (see page 149)

Related product



Cover plate

- Conceals the fixing screws when the drop-down support rail is removed.
- Reduces the number of rails in a facility, allowing installation only when required.
- Supplied with stainless steel screws for concrete walls.
- 30-year warranty.



510150N

Nylon cover with fixing plate	510150N	£35.14
-------------------------------	---------	--------

Straight bar with sliding shower head holder

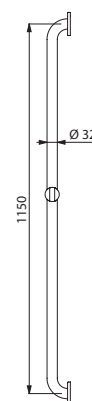
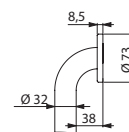


Additional products



Sliding soap dish and shower head
(see page 148)

- For showers or baths.
- Can be used as a vertical grab bar and a shower head riser rail.
- HR Nylon sliding shower head holder with ergonomic locking ring.
- Sliding soap dish can be added (order separately).
- **NylonClean anti-bacterial treatment:** optimal protection against bacterial development.
- Suitable for intensive use in public places or the healthcare sector.
- High-strength polyamide (Nylon):
with 2mm reinforced steel core treated against corrosion.
- Uniform non-porous surface for easy maintenance and hygiene.
- Good resistance to chemical products and cleaning.
- Anti-UV treatment.
- Warm to the touch.
- 38mm gap between the bar and the wall:
minimal space prevents the forearm passing between the bar and the wall,
reducing the risk of fracture in case of loss of balance.
- Concealed fixings, secured to wall by a 6-hole plate, Ø 73mm.
- Supplied with stainless steel screws for concrete walls.
- Height: 1,150mm, Ø 32mm.
- Tested to over 200kg. Maximum recommended user weight: 135kg.
- 30-year warranty.
- CE marked.



Straight bar Ø 32mm with sliding shower head holder
Bright white HR Nylon H. 1,150mm

5460N

£185.26

5460N

Right angled grab bar and angled riser rail




- For showers.
- Use as a grab bar and to support the user in an upright position.
- Helps and secures entry and movement in the shower.
- Use as a shower rail by adding a sliding shower head holder and/or soap dish.
- **NylonClean anti-bacterial treatment:** optimal protection against bacterial development.
- Can be installed with the upright to the left or right side.
- Suitable for intensive use in public places or the healthcare sector.
- High-strength polyamide (Nylon):
with 2mm reinforced steel core treated against corrosion.
- Uniform non-porous surface for easy maintenance and hygiene.
- Good resistance to chemical products and cleaning.
- Anti-UV treatment.
- Warm to the touch.
- 38mm gap between the bar and the wall:
minimal space prevents the forearm passing between the bar and the wall,
reducing the risk of fracture in case of loss of balance.
- Concealed fixings, secured to wall by a 6-hole plate, Ø 73mm.
- Supplied with stainless steel screws for concrete walls.
- Dimensions: 1,245 × 570 × 660mm, Ø 32mm.
- Tested to over 200kg. Maximum recommended user weight: 135kg.
- 30-year warranty.
- CE marked.

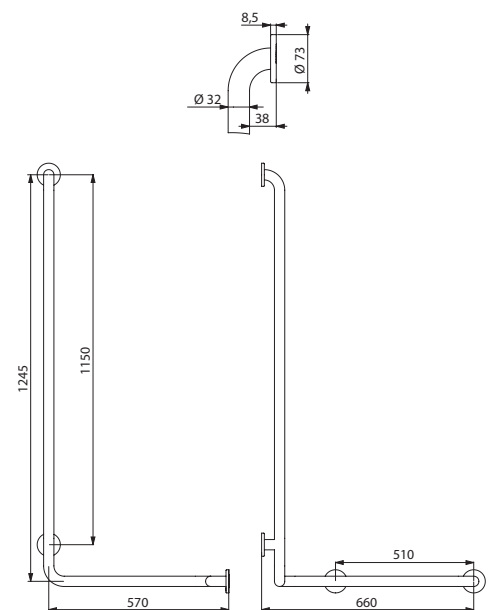
Additional products



Sliding shower head holder, sliding soap dish, shower head and shower shelf with glove holder
(see pages 148 & 149)



Installation example
for showers



Right angled grab bar and angled riser rail Ø 32mm - Bright white HR Nylon	5100N	£333.84
--	-------	---------

5100N



Lift-up Comfort shower seat **510420N** - Confort backrest **510429N** - SECURITHERM BIOSAFE thermostatic shower mixer **H963015**
NylonClean L-shaped grab bar **5071N** Sliding shower head holder **510110** - Soap dish **510120N** - Coat hooks **4043N**

L-shaped grab bar



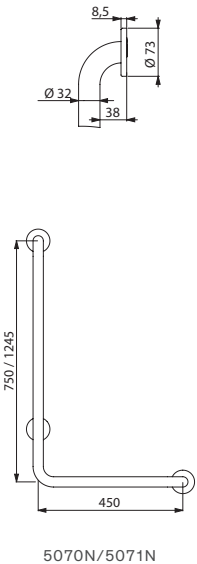
Additional products



Sliding shower head holder, sliding soap dish, shower head and shower shelf with glove holder (see pages 148 & 149)

- For showers or baths.
- Helps the user stand and move safely in the shower or bath.
- Use as a shower rail by adding a sliding shower head holder and/or soap dish.
- **NylonClean anti-bacterial treatment:** optimal protection against bacterial development.
- Can be installed with the upright to the left or right side.
- Suitable for intensive use in public places or the healthcare sector.
- High-strength polyamide (Nylon):
 - with 2mm reinforced steel core treated against corrosion.
- Uniform non-porous surface for easy maintenance and hygiene.
- Good resistance to chemical products and cleaning.
- Anti-UV treatment.
- Warm to the touch.
- 38mm gap between the bar and the wall:
 - minimal space prevents the forearm passing between the bar and the wall, reducing the risk of fracture in case of loss of balance.
- Concealed fixings, secured to wall by a 6-hole plate, Ø 73mm.
- Supplied with stainless steel screws for concrete walls.
- Dimensions: 1,245 or 750 × 450mm, Ø 32mm.
- Tested to over 200kg. Maximum recommended user weight: 135kg.
- 30-year warranty.
- CE marked.

L-shaped grab bar Ø 32mm		
Bright white HR Nylon - H. 750mm	5070N	£200.68
Bright white HR Nylon - H. 1,245mm	5071N	£244.82




5070N/5071N

T-shaped grab bar

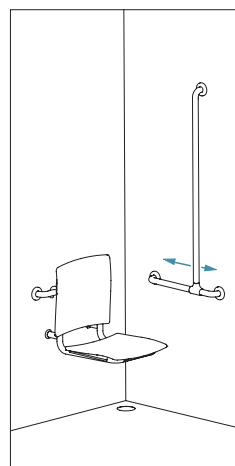


Additional products

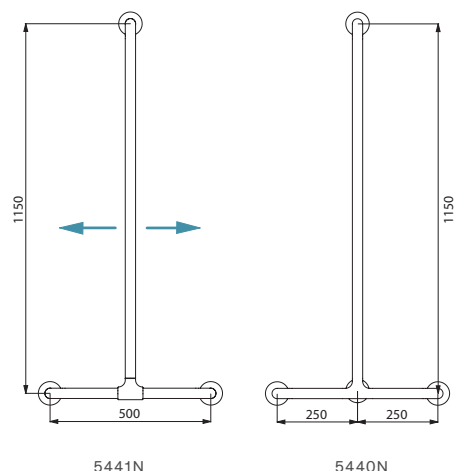
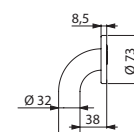


Sliding shower head holder, sliding soap dish, shower head and shower shelf with glove holder (see pages 148 & 149)

- For showers.
- Use as a grab bar and to support the user in an upright position.
- Helps and secures entry and movement in the shower.
- Use as a shower riser rail by adding a sliding shower head holder and/or soap dish.
- **NylonClean anti-bacterial treatment:** optimal protection against bacterial development.
- Models with sliding riser rail: **upright position can be adjusted during installation.** Can be moved to the left or the right in order to adapt the space (positioning of shower, depth of shower seat...).
- Suitable for intensive use in public places or the healthcare sector.
- High-strength polyamide (Nylon):
 - with 2mm reinforced steel core treated against corrosion.
- Uniform non-porous surface for easy maintenance and hygiene.
- Good resistance to chemical products and cleaning.
- Anti-UV treatment.
- Warm to the touch.
- 38mm gap between the bar and the wall:
 - minimal space prevents the forearm passing between the bar and the wall, reducing the risk of fracture in case of loss of balance.
- Concealed fixings, secured to wall by a 6-hole plate, Ø 73mm.
- Supplied with stainless steel screws for concrete walls.
- Dimensions: 1,150 × 500mm, Ø 32mm.
- Tested to over 200kg. Maximum recommended user weight: 135kg.
- 30-year warranty.
- CE marked.




Position of upright can be adjusted (Ref. 5441N)



T-shaped grab bar Ø 32mm - Bright white HR Nylon		
With sliding riser rail	5441N	£291.24
With fixed riser rail	5440N	£268.60

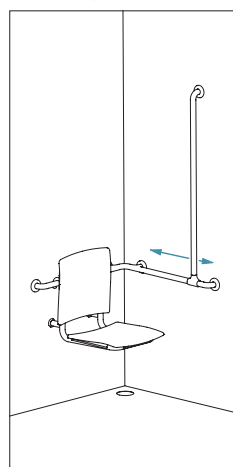
Two-wall grab bar with vertical riser rail

For shower seats

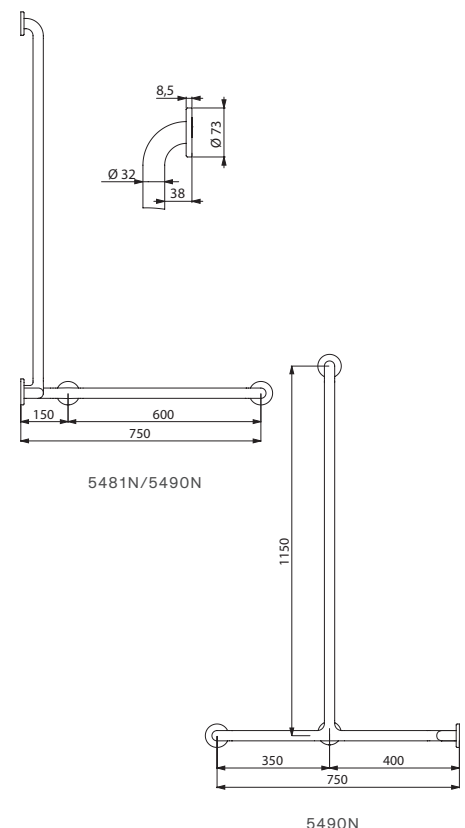
**Additional products**

Removable shower seat ([see page 133](#)), sliding shower head holder, sliding soap dish and shower shelf with glove holder ([see pages 148 & 149](#))

- For showers.
- Can support a removable shower seat (order separately).
- Use as a grab bar and to support the user in an upright position.
- Helps and secures entry and movement in the shower.
- Use as a shower riser rail by adding a sliding shower head holder and/or soap dish.
- NylonClean anti-bacterial treatment: optimal protection against bacterial development.
- Model with sliding riser rail: **upright position can be adjusted during installation.** Can be moved to the left or the right in order to adapt the space (positioning of shower, depth of shower seat...).
- Can be installed with the upright on the left or the right.
- Suitable for intensive use in public places or the healthcare sector.
- High-strength polyamide (Nylon):
 - with 2mm reinforced steel core treated against corrosion.
- Uniform non-porous surface for easy maintenance and hygiene.
- Good resistance to chemical products and cleaning.
- Anti-UV treatment. Warm to the touch.
- 38mm gap between the bar and the wall:
 - minimal space prevents the forearm passing between the bar and the wall, reducing the risk of fracture in case of loss of balance.
- Concealed fixings, secured to wall by a 6-hole plate, Ø 73mm.
- Supplied with stainless steel screws for concrete walls.
- Dimensions: 1,150 × 750 × 750mm, Ø 32mm.
- Tested to over 200kg. Maximum recommended user weight: 135kg.
- 30-year warranty.
- CE marked.



Upright can be adjusted left or right (Ref. 5481N)

**Two-wall grab bar Ø 32mm - Bright white HR Nylon - For shower seats**

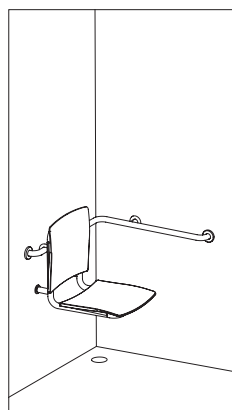
With sliding riser rail	5481N	£433.61
With fixed riser rail	5490N	£391.25

Two-wall corner grab bar

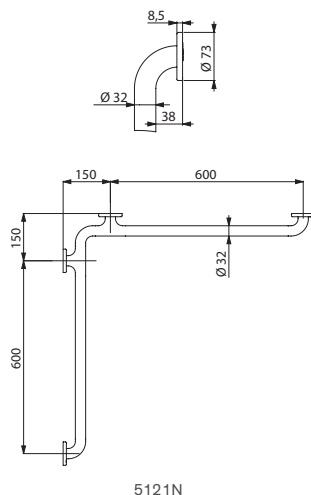
For shower seats




- For WCs, showers or baths.
- Can support a removable shower seat (order separately).
- Use as a grab bar and to support the user in an upright position.
- Helps and secures entry and movement in the shower or also with getting in and out of the bath.
- Helps with the transfer from a wheelchair to the toilet seat for WCs with a recessed cistern or cisternless flush.
- **NylonClean anti-bacterial treatment:** optimal protection against bacterial development.
- Suitable for intensive use in public places or the healthcare sector.
- High-strength polyamide (Nylon): with 2mm reinforced steel core treated against corrosion.
- Uniform non-porous surface for easy maintenance and hygiene.
- Good resistance to chemical products and cleaning.
- Anti-UV treatment.
- Warm to the touch.
- 38mm gap between the bar and the wall: minimal space prevents the forearm passing between the bar and the wall, reducing the risk of fracture in case of loss of balance.
- Concealed fixings, secured to wall by a 6-hole plate, Ø 73mm.
- Supplied with stainless steel screws for concrete walls.
- Dimensions: 750 × 750mm, Ø 32mm.
- Tested to over 200kg. Maximum recommended user weight: 135kg.
- 30-year warranty.
- CE marked.



Installation example
for showers



Additional products



Removable shower seat ([see page 133](#)) and shower shelf with glove holder ([see page 149](#))

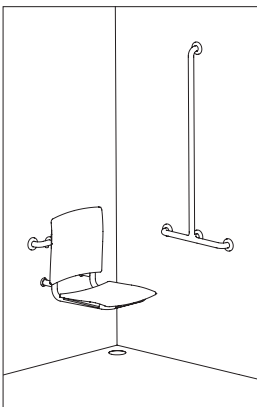
Two-wall corner grab bar Ø 32mm - Bright white HR Nylon - For shower seats	5121N	£247.52
--	-------	---------

Single grab bar

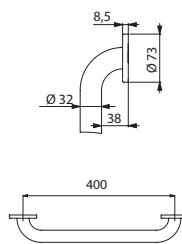
For shower seats



- For showers.
- Can support a removable shower seat (order separately).
- Use as a grab bar and to support the user in an upright position.
- Helps and secures entry and movement in the shower.
- **NylonClean anti-bacterial treatment:** optimal protection against bacterial development.
- Suitable for intensive use in public places or the healthcare sector.
- High-strength polyamide (Nylon):
 - with 2mm reinforced steel core treated against corrosion.
- Uniform non-porous surface for easy maintenance and hygiene.
- Good resistance to chemical products and cleaning.
- Anti-UV treatment.
- Warm to the touch.
- 38mm gap between the bar and the wall:
 - minimal space prevents the forearm passing between the bar and the wall, reducing the risk of fracture in case of loss of balance.
- Concealed fixings, secured to wall by a 6-hole plate, Ø 73mm.
- Supplied with stainless steel screws for concrete walls.
- Dimensions: 400mm, Ø 32mm.
- Tested to over 200kg. Maximum recommended user weight: 135kg.
- 30-year warranty.
- CE marked.



Installation example
for showers



50504N

Additional product



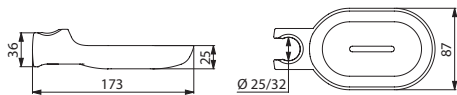
Removable shower seat (see page 133)

Grab bar Ø 32mm - Bright white HR Nylon - For shower seats	50504N	£78.56
--	--------	--------

Clip-on sliding soap dish



- High-strength polyamide (Nylon).
- Soap dish for shower gel or soap.
- For Ø 25 and Ø 32mm grab bars.
- 30-year warranty.



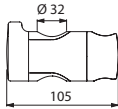
510120N

Clip-on soap dish - Bright white HR Nylon	510120N	£20.39
---	---------	--------

Sliding shower head holder



- High-strength polyamide (Nylon).
- Support for adjustable shower heads.
- Ergonomic locking ring.
- For Ø 32mm grab bars.
- 30-year warranty.



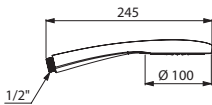
510110

Sliding shower head holder - Bright white HR Nylon	510110	£35.50
--	--------	--------

Shower head



- M½" shower head in chrome-plated ABS.
- Monojet: rain effect.
- Manual system for removing limescale.
- 30-year warranty.



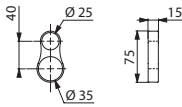
815

Rain effect shower head	815	£28.87
-------------------------	-----	--------

Shower head retaining collar



- For Ø 25 - 35mm rails and flexible shower hose.
- Retaining device: prevents shower head from coming into direct contact with the floor or floor trap (source of bacterial contamination).
- 30-year warranty.



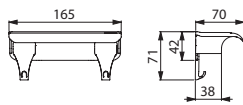
830

Translucent shower head retaining collar	830	£7.76
--	-----	-------

Shower shelf for grab bars




- Place against the wall, on the grab bar.
- **Anti-theft lock.**
- Suitable for shower gel or soap.
- **2 hooks for gloves.**
- 30-year warranty.



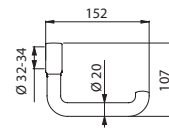
511922W

Shower shelf for grab bars - White	511922W	£28.17
------------------------------------	---------	--------

Toilet roll holder for grab bars



- For toilet rolls.
- High-strength polyamide (Nylon).
- Can be fitted without removing the grab bar.
- Anti-theft lock.
- Anti-rotating locking feature.
- **For Ø 32 - 34mm grab bars.**
- 30-year warranty.



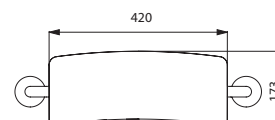
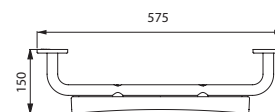
510081N

Toilet roll holder for grab bars Bright white HR Nylon	510081N	£30.48
---	---------	--------

Comfort backrest for WCs



- Backrest made from soft black polyurethane.
- High-strength polyamide (Nylon) tube, Ø 32mm.
- Concealed fixings, secured to wall by a 6-hole plate, Ø 73mm.
- Dimensions: 150 × 575 × 173mm.
- CE marked.
- 30-year warranty.



510629N

Comfort backrest for WCs - Bright white HR Nylon	510629N	£211.16
--	---------	---------

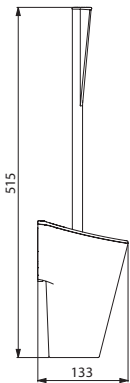
Toilet brush set

With anti-theft lock and long handle



Toilet brush set bright white HR Nylon with long handle - Anti-theft lock	4051N	£74.46
---	-------	--------

- High-strength polyamide (Nylon).
- **Long, ergonomic handle:** easy for wheelchair users or people who have difficulty bending to use.
- Easy to clean: plastic bowl can be removed from above.
- **Plastic bowl with reservoir:** prevents toilet brush sitting in residual water and reduces the risk of splashing when next used.
- Wall-mounted with **anti-theft lock**.
- Height: 515mm.
- 30-year warranty.

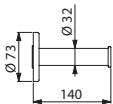


4051N

Spare toilet roll holder




- High-strength polyamide (Nylon).
- Tube Ø 32mm.
- **Concealed fixings.**
- 30-year warranty.



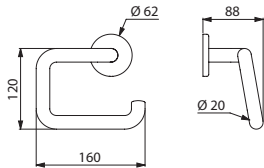
4070N

Spare toilet roll holder - Bright white HR Nylon	4070N	£40.91
--	-------	--------

U-shaped toilet roll holder



- High-strength polyamide (Nylon).
- Tube Ø 20mm.
- **Concealed fixings.**
- 30-year warranty.



4081N

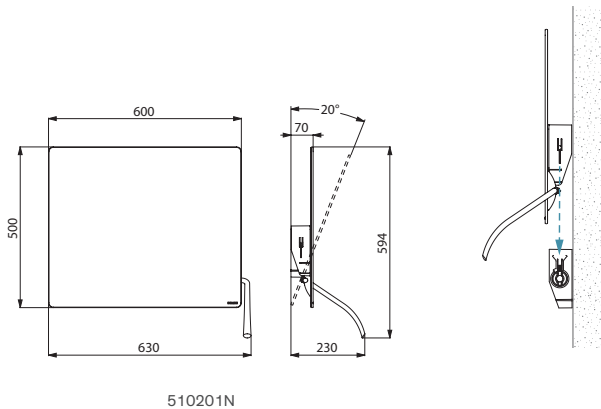
U-shaped toilet roll holder - Bright white HR Nylon	4081N	£23.02
---	-------	--------



Tilting mirror with long, ergonomic lever



- **For combined installation:** can be used from sitting or standing position.
- **Long, ergonomic lever for easy adjustment of mirror angle from a sitting position or from a wheelchair.**
- Lever with anti-bacterial treatment: optimal protection against bacterial development.
- **Quick and easy to install:** simply clip into place.
- **Anti-theft lock.**
- Bright white HR Nylon lever.
- Mirror made from 6mm laminated safety glass.
- Can be tilted up to 20°.
- Mirror dimensions: 500 × 600mm.
- 30-year warranty.



510201N

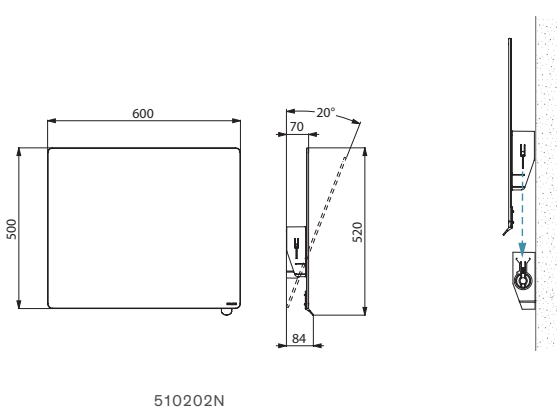
Tilting mirror with long, ergonomic white HR Nylon lever	510201N	£291.86
--	---------	---------

For more mirrors and studded pegs see pages 45 - 47.

Tilting mirror with tab handle



- **For combined installation:** can be used from sitting or standing position.
- **Tab handle for easy adjustment of mirror angle for those in a sitting position or for wheelchair users.**
- Tab handle with anti-bacterial treatment: optimal protection against bacterial development.
- **Quick and easy to install:** simply clip into place.
- **Anti-theft lock.**
- Bright white HR Nylon handle.
- Mirror made from 6mm laminated safety glass.
- Can be tilted up to 20°.
- Mirror dimensions: 500 × 600mm.
- 30-year warranty.



510202N

Tilting mirror with white HR Nylon tab handle	510202N	£252.48
---	---------	---------

For more mirrors and studded pegs see pages 45 - 47.




Accessibility and Independence

Basic and ECO Ranges

SHOWER SEATS
& STOOL
157



WHITE
BASIC
GRAB BARS
160



SATIN FINISH
BASIC
GRAB BARS
163



ECO
GRAB BARS
164

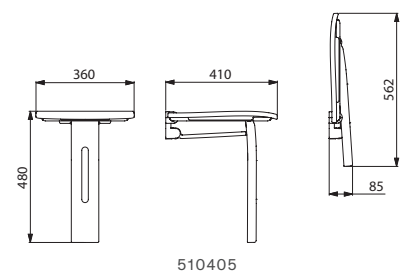




BASIC + lift-up shower seat with leg



- **Lift-up:** retained in upright position and slowed down descent.
- **Non-slip solid seat** made from high strength polymer.
- Hinged leg which folds automatically.
- Structure made from white aluminium tubing, $\varnothing 25 \times 2\text{mm}$.
- **Concealed fixings.**
- Dimensions: $410 \times 360 \times 480\text{mm}$.
- Folded dimensions: $85 \times 562\text{mm}$.
- Seat height: 480mm.
- Tested to over 200kg. Maximum recommended user weight: 135kg.
- 30-year warranty.
- CE marked.



BASIC + lift-up shower seat with leg	510405	£144.77
--------------------------------------	--------	---------

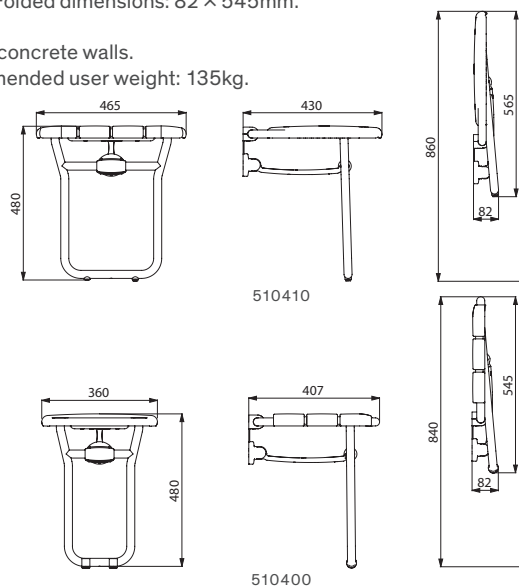


ALU lift-up shower seat **510400** - SECURITHERM time flow thermostatic shower panel **792320** - Angled grab bar 135° **35082W**

ALU lift-up shower seat with leg



- **Lift-up:** retained in upright position and slowed down descent.
- **Large plastic slats are comfortable and easy to maintain.**
- Folding leg guided by an articulated arm.
- Structure made from white aluminium tube Ø 25 × 2mm.
- **Concealed fixings.**
- **Large model:** 430 × 465 × 480mm. Folded dimensions: 82 × 565mm.
Leg height can be adjusted up to 8mm.
- **Ergonomic non-slip side grips.**
- **Standard model:** 407 × 360 × 480mm. Folded dimensions: 82 × 545mm.
- Seat height: 480mm.
- Supplied with stainless steel screws for concrete walls.
- Tested to over 200kg. Maximum recommended user weight: 135kg.
- 30-year warranty.
- CE marked.



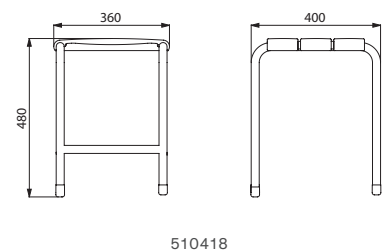
ALU lift-up shower seat with leg

Large model	510410	£205.22
Standard model	510400	£160.28

ALU shower stool



- **Large plastic slats are comfortable and easy to maintain.**
- Structure made from white aluminium tube Ø 25 × 2mm.
- Dimensions: 400 × 360 × 480mm.
- Seat height: 480mm.
- Tested to over 200kg.
Maximum recommended user weight: 135kg.
- Legs with plastic protective feet.
- 30-year warranty.



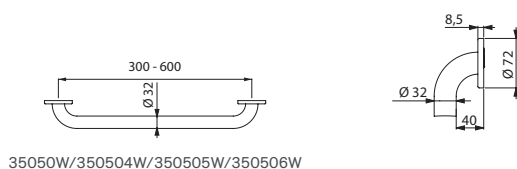
ALU shower stool	510418	£149.15
-------------------------	---------------	----------------

White powder-coated Basic straight grab bar

Tube Ø 32mm



- White powder-coated stainless steel.
- Concealed fixings, secured to wall by a 3-hole plate.
- 30-year warranty.
- CE marked.



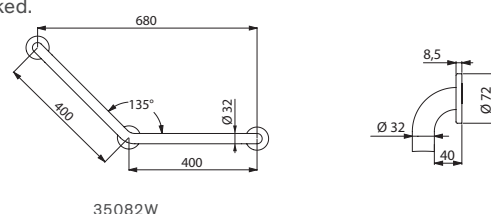
Basic straight grab bar Ø 32mm		
White powder-coated stainless steel - 300mm	35050W	£34.12
White powder-coated stainless steel - 400mm	350504W	£39.08
White powder-coated stainless steel - 500mm	350505W	£45.29
White powder-coated stainless steel - 600mm	350506W	£53.36

White powder-coated Basic angled grab bar 135°

Tube Ø 32mm



- White powder-coated stainless steel.
- **3 fixing points prevent the hand from getting trapped and simplify installation.**
- Concealed fixings, secured to wall by a 3-hole plate.
- Dimensions: 400 × 400mm.
- 30-year warranty.
- CE marked.



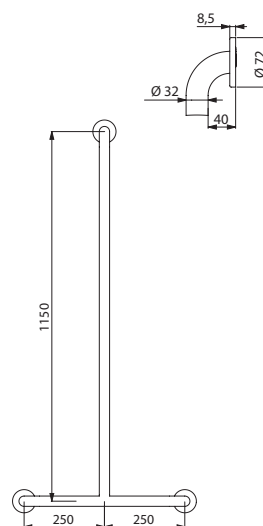
Basic angled grab bar 135° Ø 32mm White powder-coated stainless steel	35082W	£71.35
---	---------------	---------------

White powder-coated Basic T-shaped grab bar

Tube Ø 32mm



- White powder-coated stainless steel.
- Concealed fixings, secured to wall by a 3-hole plate.
- Dimensions: 1,150 × 500mm.
- 30-year warranty.
- CE marked.



Basic T-shaped grab bar Ø 32mm White powder-coated stainless steel	35440W	£136.50
--	---------------	----------------



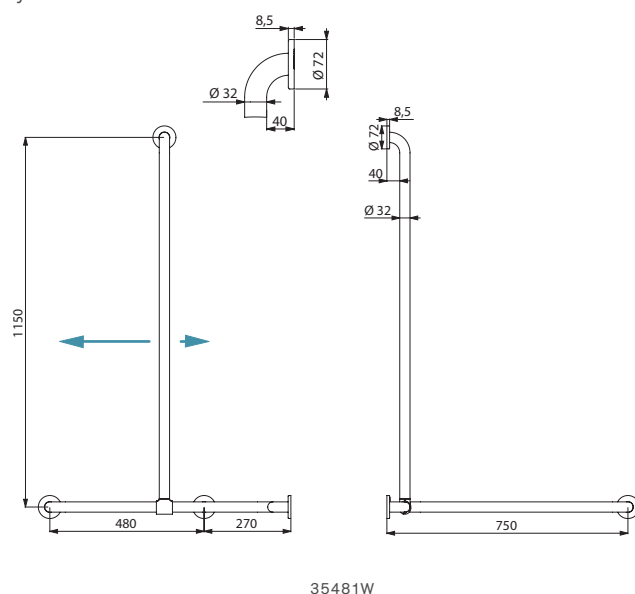
Sliding shower head holder and sliding soap dish
(see opposite)

White powder-coated Basic two-wall grab bar with sliding vertical riser rail

Tube Ø 32mm



- White powder-coated stainless steel.
- **Upright position can be adjusted during installation:** can be moved to the left or the right.
- Can be installed with the upright on the left or the right.
- Concealed fixings, secured to wall by a 3-hole plate.
- Dimensions: 1,150 × 750 × 750mm.
- 30-year warranty.
- CE marked.



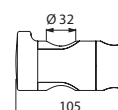
Basic two-wall grab bar with sliding vertical riser rail Ø 32mm White powder-coated stainless steel	35481W	£199.57
--	--------	---------

Related products

Sliding shower head holder



- High-strength polyamide (Nylon).
- Support for adjustable shower heads.
- Ergonomic locking ring.
- **For Ø 32mm rails.**
- 30-year warranty.



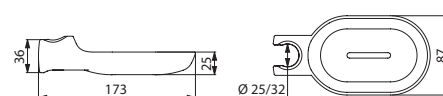
510110

Sliding holder Bright white HR Nylon	510110	£35.50
---	--------	--------

Clip-on sliding soap dish



- High-strength polyamide (Nylon).
- Soap dish for shower gel or soap.
- **For Ø 25 and Ø 32mm rails.**
- 30-year warranty.




510120N

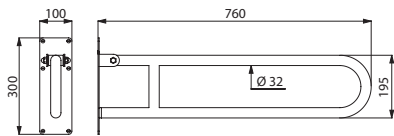
Clip-on soap dish Bright white HR Nylon	510120N	£20.39
--	---------	--------

White powder-coated Basic drop-down support rail

Tube Ø 32mm



- White powder-coated stainless steel.
- Visible fixings, secured to wall by a 6-hole plate.
- Dimensions: 760 × 300 × 100mm.
- **Wall plate thickness: 3.5mm.**
- 30-year warranty.
- CE marked.




511516W

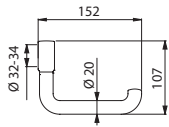
Basic drop-down support rail Ø 32mm - White powder-coated stainless steel	511516W	£166.14
---	---------	---------

Related product

Toilet roll holder for grab bars



- For toilet rolls.
- High-strength polyamide (Nylon).
- Can be fitted without removing the grab bar.
- Anti-theft lock.
- Anti-rotating locking feature.
- **For Ø 32 - Ø 34mm bars.**
- 30-year warranty.



510081N

Toilet roll holder for grab bars Bright white HR Nylon	510081N	£30.48
---	---------	--------

White powder-coated Basic drop-down support rail

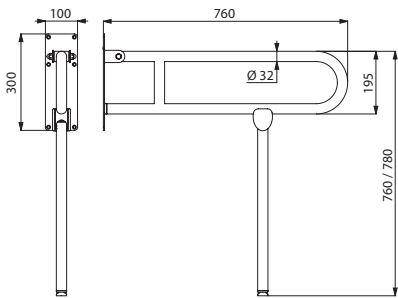
Tube Ø 32mm, with leg



- White powder-coated stainless steel.
- Visible fixings, secured to wall by a 6-hole plate.
- With automatic folding leg.
To be used as a reinforcement when the wall fixing alone is insufficient.
- Dimensions: 760 × 815 × 100mm.
- Adjustable leg height from 760 to 780mm.
- **Wall plate thickness: 3.5mm.**
- 30-year warranty.
- CE marked.



Toilet roll holder
(see above)



511517W

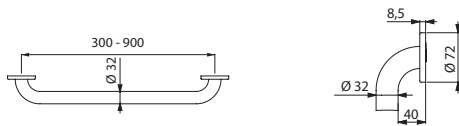
Basic drop-down support rail Ø 32mm with leg White powder-coated stainless steel	511517W	£271.83
---	---------	---------

Satin finish Basic straight grab bar

Tube Ø 32mm



- Polished satin 304 stainless steel.
- Concealed fixings, secured to wall by a 3-hole plate.
- 30-year warranty.
- CE marked.



35050S/350504S/350505S/350506S/350508S/350509S

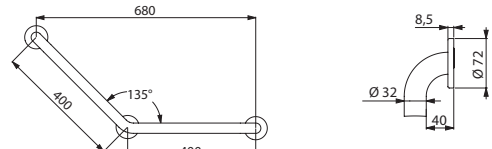
Basic straight grab bar Ø 32mm		
Polished satin 304 stainless steel - 300mm	35050S	£40.72
Polished satin 304 stainless steel - 400mm	350504S	£45.29
Polished satin 304 stainless steel - 500mm	350505S	£49.36
Polished satin 304 stainless steel - 600mm	350506S	£54.71
Polished satin 304 stainless steel - 800mm	350508S	£64.18
Polished satin 304 stainless steel - 900mm	350509S	£69.13

Satin finish Basic angled grab bar 135°

Tube Ø 32mm



- Polished satin 304 stainless steel.
- 3 fixing points prevent the hand from getting trapped and simplify installation.
- Concealed fixings, secured to wall by a 3-hole plate.
- Dimensions: 400 × 400mm.
- 30-year warranty.
- CE marked.




35082S

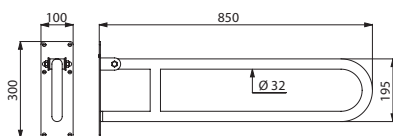
Basic angled grab bar 135° Ø 32mm Polished satin 304 stainless steel	35082S	£73.00
---	---------------	---------------

Satin finish Basic drop-down support rail

Tube Ø 32mm



- Polished satin 304 stainless steel.
- Visible fixings, secured to wall by a 6-hole plate.
- Dimensions : 850 × 300 × 100mm.
- Wall plate thickness: 3.5mm.
- 30-year warranty.
- CE marked.




35164S

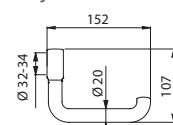
Basic drop-down support rail Ø 32mm - Polished satin 304 stainless steel	35164S	£216.87
--	---------------	----------------

Related product

Toilet roll holder for grab bars



- For toilet rolls.
- High-strength polyamide (Nylon).
- Can be fitted without removing the grab bar.
- Anti-theft lock.
- Anti-rotating locking feature.
- For Ø 32 - Ø 34mm bars.
- 30-year warranty.



510081

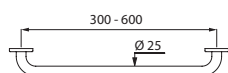
Toilet roll holder for grab bars - HR Nylon bright grey anthracite	510081	£30.48
--	---------------	---------------

Bright ECO straight grab bar

Tube Ø 25mm



- Bright polished 304 stainless steel.
- Visible fixings, secured to wall by a 3-hole plate.
- 30-year warranty.



530/531/532/536

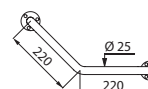
ECO straight grab bar Ø 25mm		
Bright polished 304 stainless steel - 300mm	530	£28.66
Bright polished 304 stainless steel - 400mm	531	£32.86
Bright polished 304 stainless steel - 500mm	532	£34.99
Bright polished 304 stainless steel - 600mm	536	£40.18

Bright ECO angled grab bar 135°

Tube Ø 25mm



- Bright polished 304 stainless steel.
- Visible fixings, secured to wall by a 3-hole plate.
- Dimensions: 220 × 220mm.
- 30-year warranty.




550

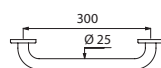
ECO angled grab bar 135° Ø 25mm Bright polished 304 stainless steel	550	£44.05
--	-----	--------

White powder-coated ECO straight grab bar

Tube Ø 25mm



- White powder-coated stainless steel.
- Visible fixings, secured to wall by a 3-hole plate.
- Dimensions: 300mm.
- 30-year warranty.



1530

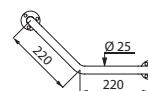
ECO straight grab bar Ø 25mm White powder-coated stainless steel - 300mm	1530	£28.60
---	------	--------

White powder-coated ECO angled grab bar 135°

Tube Ø 25mm



- White powder-coated stainless steel.
- Visible fixings, secured to wall by a 3-hole plate.
- Dimensions: 220 × 220mm.
- 30-year warranty.



1550

ECO angled grab bar 135° Ø 25mm White powder-coated stainless steel	1550	£42.79
--	------	--------



ACCESSIBILITY

Access is a right for people with reduced mobility. Architectural and technical provision must be made to allow everyone, disabled people, the elderly and those with reduced mobility, to **maintain maximum independence** in their day-to-day life.

In particular, they must have **easy access to all public places** such as civic buildings, cultural centres, hospitals, shops, buildings with communal living, individual housing...

THE DELABIE SOLUTION

The DELABIE Group through its Accessibility and Independence – Hygienic Accessories range delivers **a complete range of grab bars and shower seats**, as well as accessories (mirrors, soap dispensers, coat hooks, hand dryers, etc.). Hence **facilities can be adapted** to meet the specific needs of all users, regardless of their age or level of independence.

This guide provides recommendations and advice for the correct installation of our products.

However, the information is provided for guidance only. **The information and installation advice must be adapted to the appropriate regulations where they exist (e.g. installation height, length, number of products and accessible facilities, layout, etc.). These may vary considerably from country to country.**

In order to meet these requirements, **sanitary installations** such as shower cubicles, changing rooms, wash basins and toilets should be adapted to ensure that they are suitable for disabled people.

For DOC M recommendations see pages 61 - 71.

WCs

Every building providing public toilet facilities should incorporate a toilet that is accessible **by wheelchair users** and **an accessible washbasin** on every floor that has public access.

Disabled toilets should be installed near to non-disabled toilets so that they are grouped together.

If there are separate toilets for each sex, a disabled toilet should be available for each sex. Washbasins, or at least one washbasin per group of washbasins, should be accessible by disabled people, as well as the various fittings, especially **mirrors, soap dispensers and hand dryers**.

Buildings with accommodation

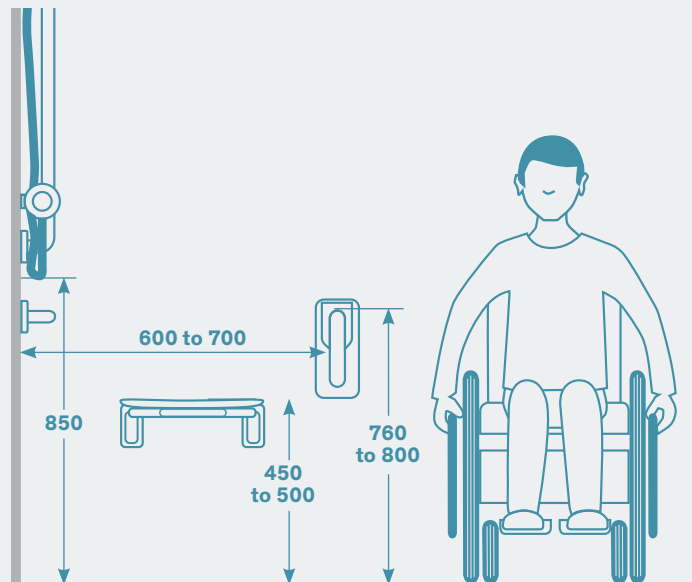
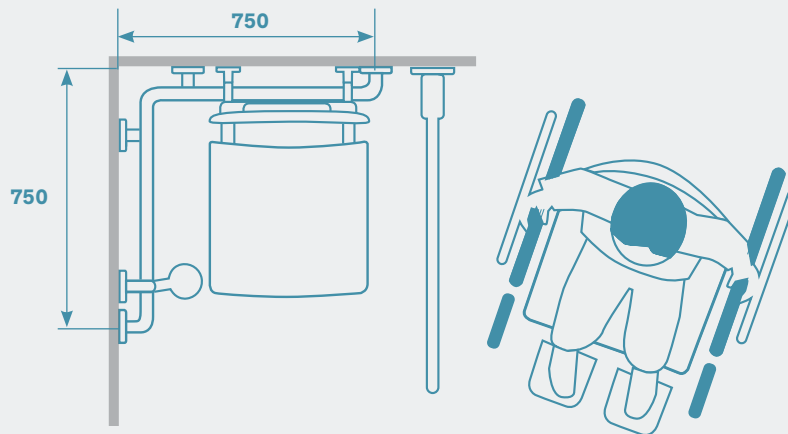
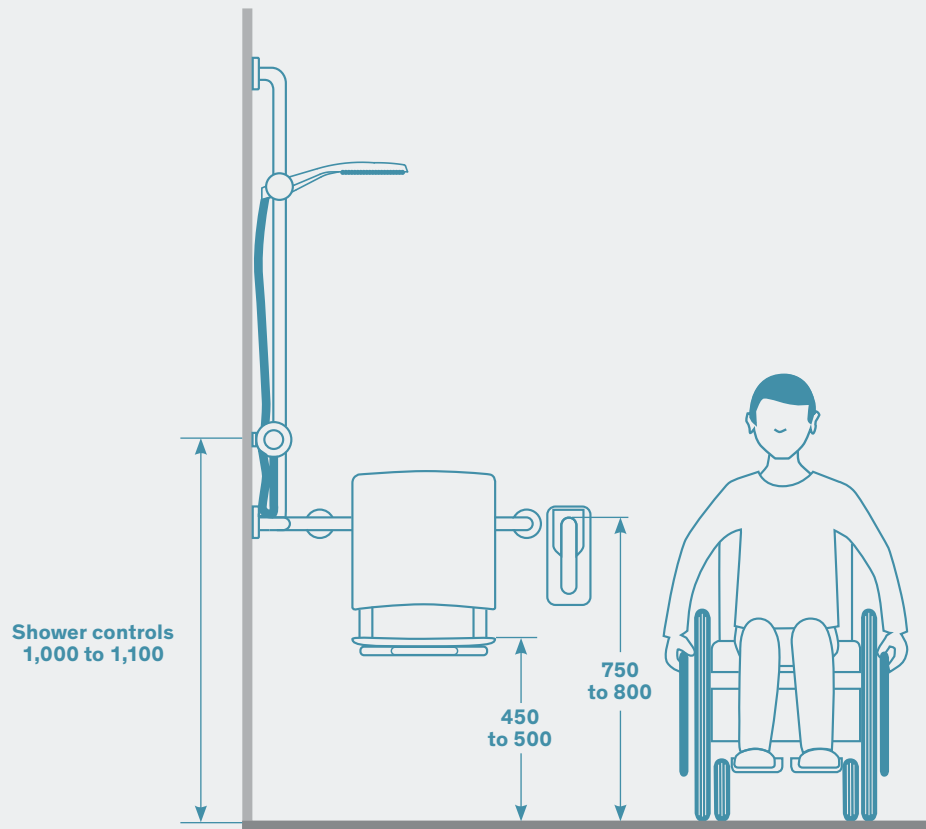
All buildings that provide accommodation for the public must also provide rooms that are suitable for disabled use and that can be occupied by a person in a wheelchair.

Ratio of adapted rooms in relation to the total number of bedrooms in the building	
Up to 20 rooms	1 room
Up to 50 rooms	2 rooms
More than 50 rooms	1 additional room for every 50 rooms

Buildings accommodating older people or people with a motor disability

All bedrooms or accommodation, bathrooms, showers and toilets must be suitable for disabled people.





SHOWERS

In buildings that provide showers or changing rooms (swimming pools, hotels, hospitals, retirement homes, etc.) showers should incorporate in principle:

- Equipment enabling people to sit down and access to a support when seated or standing: **a removable or lift-up shower seat, support bars with a vertical riser rail and drop-down support rails.**
- **A free space - known as a utility space (0.80m x 1.30m) -** next to the equipment, providing easy access for wheelchair users.
- Equipment accessible from the seated position: **adapted taps, coat hooks, mirrors, sliding shower head holders, etc.**
- A floor trap.

We recommend installing a thermostatic mixer with automatic anti-scalding failsafe - or a tap with a maximum temperature limiter - with a cool-touch body and ergonomic long lever (see our catalogue - [Water Controls for Hospitals](#)).

CHANGING ROOMS

Changing rooms should similarly provide a seat with suitable support bars as well as a utility space 1,500mm in front of the lockers.

The various accessories should be equally accessible e.g. coat hooks, mirrors and hair dryers.

For DOC M recommendations see pages 61 - 71.

Examples of suitable products



Removable shower seat to hang on grab bars
Ref. 510300N



Removable lift-up Be-Line® shower seat with leg
Ref. 511930BK



NylonClean drop-down support rail
Ref. 5160N



Be-Line® two-wall grab bar with sliding vertical riser rail
Ref. 511944BK



UltraPolish stainless steel straight grab bars 300 - 900mm
Ref.s 5050, 50504, 50505...



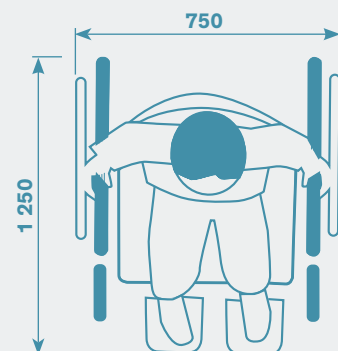
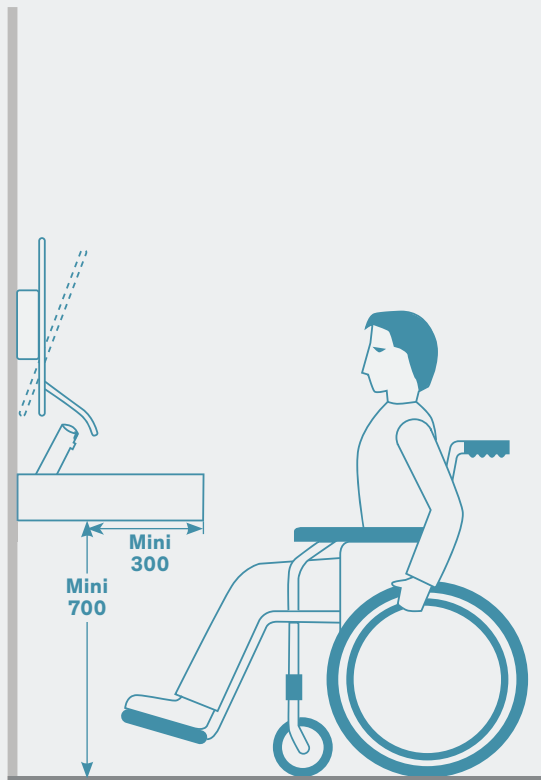
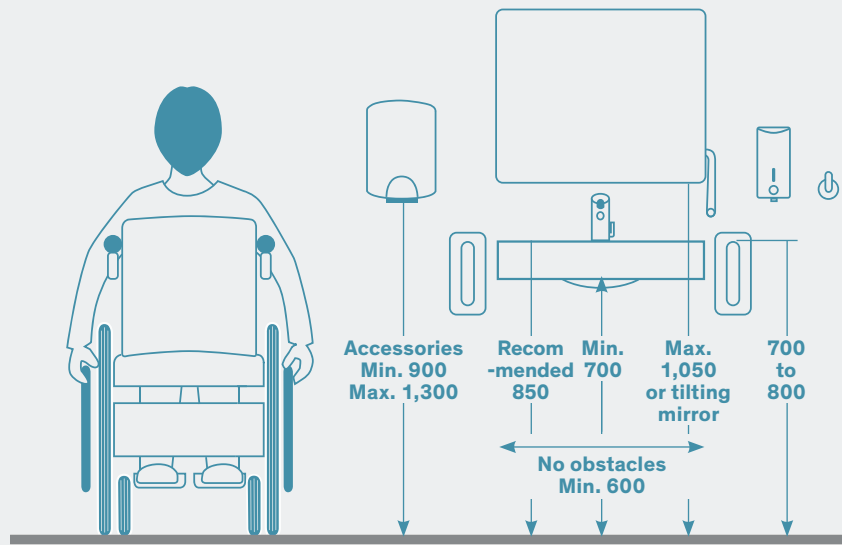
Sliding shower head holder and sliding soap dish
Ref.s 4110P and 510120



Recessed thermostatic shower mixer
Ref. H9633L



Slimline shower tray
Ref. 150500



Standard dimensions for a wheelchair

WASHBASINS

Disabled WCs should incorporate **specific washbasins**.

The top of the washbasin should be installed at the recommended height of 850mm and there should be a free area at least 300mm deep, 600mm wide, at a height of 700mm, underneath the washbasin to allow easy access for wheelchair users.

Other equipment such as **hand dryers, soap dispensers and taps** should be accessible for users in a seated position and placed at a height between 900 and 1,300mm.

A mirror should also be installed. If the mirror does not tilt, the lower edge should be fixed at a maximum height of 1,050mm. **Grab bars** or a **washbasin support frame** may be added to provide additional safety and comfort.

We recommend installing an electronic or soft-touch time flow tap; or a tap with an ergonomic lever, with a maximum temperature limiter (see our catalogues **Commercial Water Controls**, **Water Controls for Hospitals and Stainless Steel Sanitary Ware**).

For DOC M recommendations see pages 61 - 71.

Examples of suitable products




Stainless steel mirror, H. 1000mm
Ref. 3459



Tilting mirror with long, ergonomic lever
Ref. 510201N



Electronic soap dispenser
Ref. 512066P




Stainless steel coat hook
Ref. 4043P




HIGHFLOW air pulse hand dryer
Ref. 510622



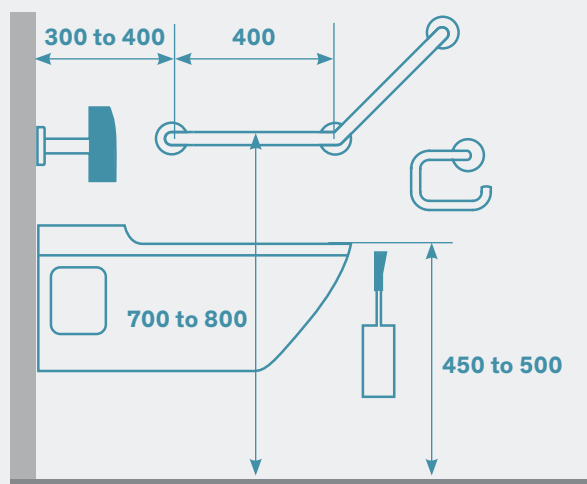
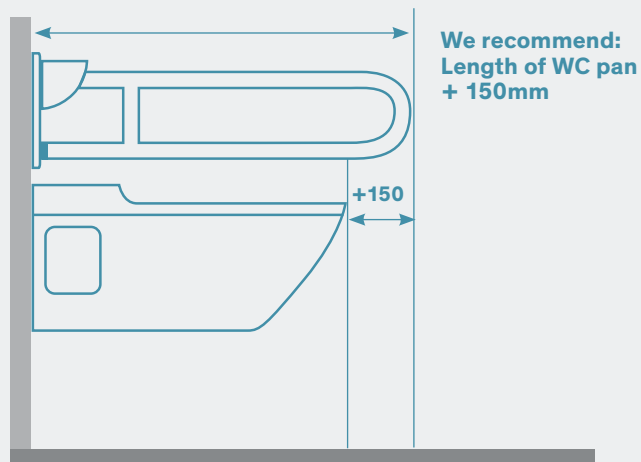
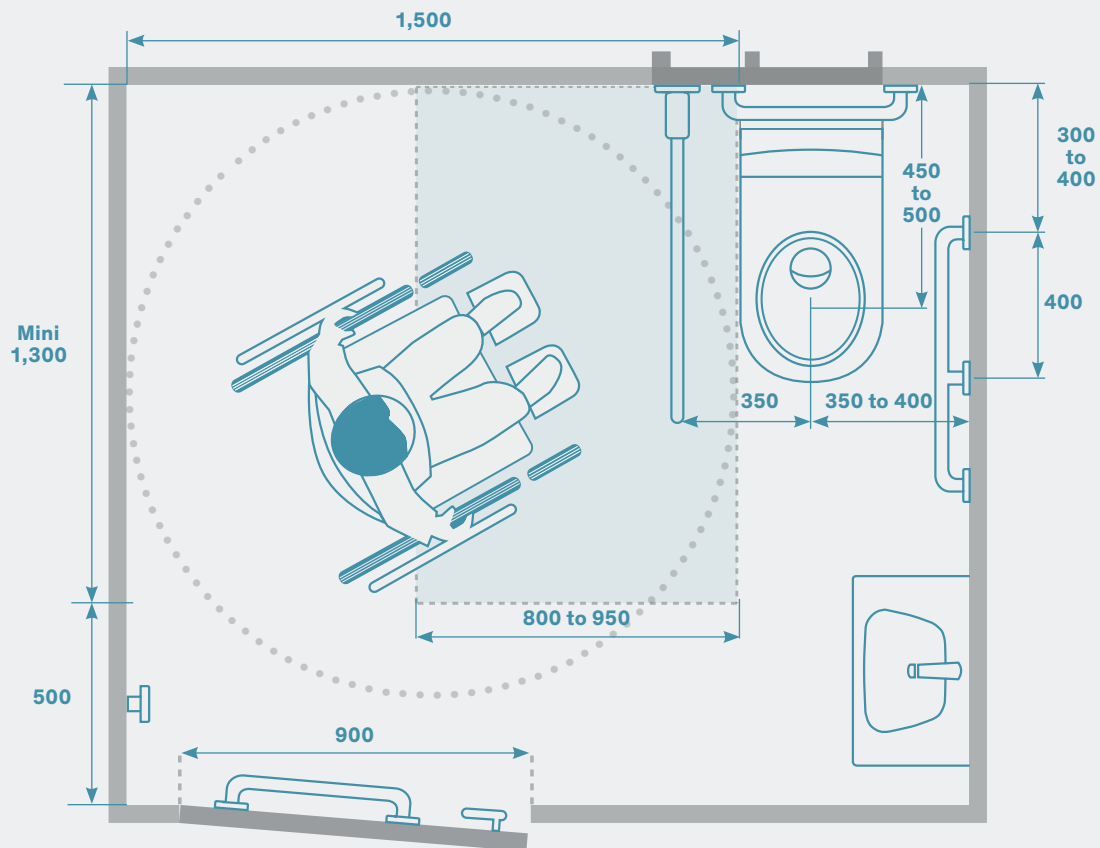
MINERALCAST PMR washbasin
Ref. 132306



Long lever mixer
Ref. 27216LEP



Electronic mixer
Ref. 49000615



WCs

In toilets, a utility space for turning and manoeuvring should be envisaged during construction.

The toilet seat should be installed between 450 and 500mm from the floor and **at least one support bar, to allow wheelchair users to transfer** to the toilet seat, should be installed at a height between 700 and 800mm. The support bars and their fixings should be able to withstand the full weight of an adult.

A drop-down support rail will facilitate side access.

We recommend that the length of the support bar should equal that of the WC pan plus approximately 150mm. If the toilet does not have an exposed cistern, a backrest should be included to avoid any risk of the user falling backwards.

A rectangular space to manoeuvre, at least 800 × 1,300mm should be provided next to the WC pan and a **turning space of 1,500mm** should also be provided to allow a wheelchair to turn through 180 degrees.

We recommend mounting a **400mm grab bar** on the back of the door to help with closing/opening.

An electronic flush is ideal for disabled toilets.

A washbasin equipped with an electronic or time-flow tap/mixer valve with soft-touch operation, or ergonomic control lever, and with a temperature limiter must be installed (see our catalogues [Commercial Water Controls](#), [Water Controls for Hospitals and Stainless Steel Sanitary Ware](#)).

For DOC M recommendations see pages 61 - 71.

Examples of suitable products



UltraPolish stainless steel drop-down support rail
Ref. 510164P



UltraPolish stainless steel grab bar 135°, 400 x 400mm
Ref. 5082P




Be-Line® drop down support rail
Ref. 511964C



Be-Line® straight grab bars 300 - 900mm
Ref. 511903, 511904...



Frame system with TEMPOMATIC dual control electronic WC valve
Ref. 564065DE + 464006



TEMPOMATIC WC cross wall electronic flush valve
Ref. 463150



Ergonomic toilet brush set
Ref. 4051P+4051M



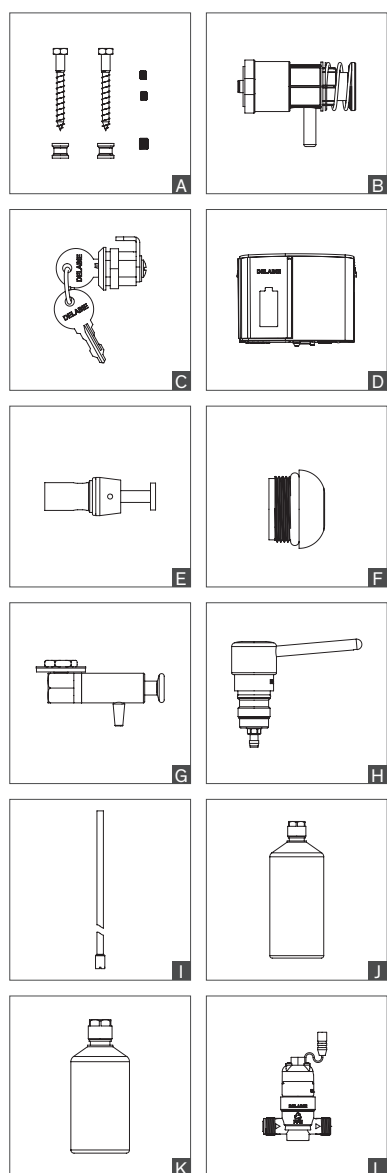
PMR XS washbasin
Ref. 120400



Spare parts Reference index

SPARE
PARTS
176

REFERENCE INDEX
178



ACCESSIBILITY

		Repair kit		Type
Be-Line®				
Fixing kit		5119FIX	£15.77	A
Fixing kit for DOC M grab bars		5119MFIX	£33.50	-

SOAP DISPENSERS

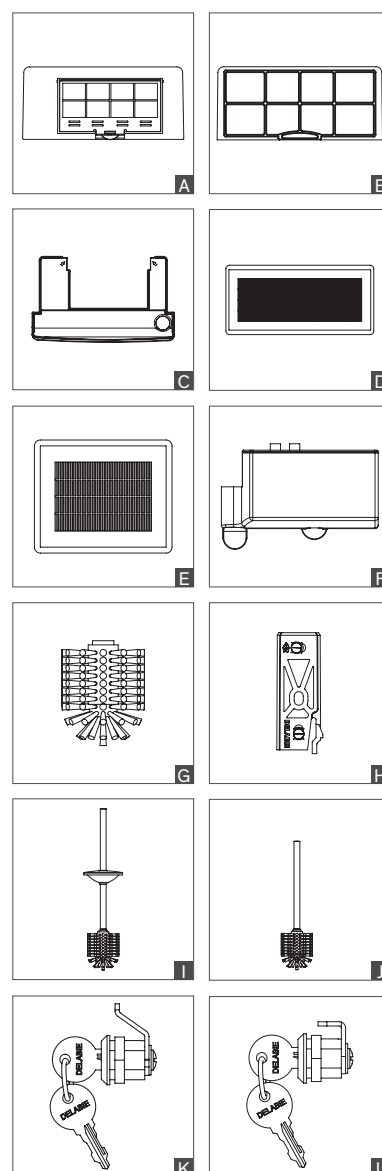
	Repair kit		Complete mechanism		Type
510580-510581-510582-510583-510584-510586					
Pump	51058M	£50.58	-	-	B
Lock	SER2911V	£19.88	-	-	C
512066					
Electronic unit + O-ring	51206BC	£121.84	-	-	D
Lock	SER2911V	£19.88	-	-	C
510579					
Lid	51057CO	£13.42	-	-	-
Pump	51057M	£44.72	-	-	-
6566 - 6567					
Complete valve only	6568	£28.71	-	-	E
Level control window only	6569	£7.19	-	-	F
6580 - 6583					
Pump	6580SRV	£57.57	-	-	G
729xxx					
729008, 729108, 729508	729302	£19.88	729308	£71.75	H
729012, 729112, 729512	729302	£19.88	729312	£77.25	H
729150, 729200	729302	£19.88	729303	£71.75	H
PVC tube + non-return valve carrier & non-return valve	729TUB	£11.81	-	-	I
1L tank, for ref.s 729008, 729112	729501	£21.61	-	-	J
0.5L tank, for ref.s 729508, 729512	729500	£18.73	-	-	K
BINOPTIC - TEMPOMATIC 4					
Service key for flow straighteners	222429	£4.61	-	-	-
6V recessed power supply	490240	£80.31	-	-	-

MIRRORS CABINETS

	Repair kit	Complete mechanism	Type		
5102xx					
Lock for mirror cabinet	SER5102V	£19.88	-	-	-
Service key for flow straighteners	222429	£4.61	-	-	-
510203-510203I-510204-510205-510205I-510206					
6V solenoid valve + filter	495606	£129.90	-	-	L

HAND DRYERS

	Repair kit		Type
SPEEDJET 510621			
Filter (after 2013)	510621F	£30.10	A
Filter (before 2013)	510621FA	£31.54	B
Drip tray	510621R	£40.32	C
SPEEDJET 2 510623 without drip tray			
HEPA filter for hand dryer without drip tray	510623F	£115.20	D
SPEEDJET 2 510624 with drip tray			
HEPA filter for hand dryer with drip tray	510624F	£62.21	E
Drip tray for SPEEDJET 2 in black	510624RB	£87.09	F
Drip tray for SPEEDJET 2 in anthracite	510624RC	£87.09	F
Drip tray for SPEEDJET 2 in white	510624RW	£87.09	F



TOILET BRUSH SETS

	Repair kit		Type
Brush without handle	4051L	£6.66	G
Wall bracket & fixings for toilet brush set 4048, 4051 & 510051	4051FIX	£11.52	H
Bright polished stainless steel			
Toilet brush set with lid in bright polished stainless steel for ref.s 4050P, 4051P, 510050P & 510051P	4051MLP	£50.36	I
Toilet brush set without lid in bright polished stainless steel for ref.s 4048P & 4049P	4048MLP	£22.14	J
Polished satin stainless steel			
Toilet brush set with lid in polished satin stainless steel for ref.s 4050S, 4051S, 510050S & 510051S	4051MLS	£46.84	I
Toilet brush set without lid in polished satin stainless steel for ref.s 4048S & 4049S	4048MLS	£20.64	J
White powder-coated stainless steel			
Toilet brush set with lid in white powder-coated stainless steel for ref.s 4050EW, 4051EW, 510050W & 510051W	4051MLW	£47.79	I
Toilet brush set without lid in white powder-coated stainless steel for ref.s 4048EW & 4049EW	4048MLW	£21.25	J
Metallised anthracite stainless steel			
Toilet brush set with lid in metallised anthracite stainless steel for ref.s 4051C & 510051C	4051MLC	£47.79	I
Toilet brush set without lid in metallised anthracite stainless steel for ref. 4048C	4048MLC	£22.40	J
Matte white powder-coated stainless steel			
Toilet brush set with lid in matte white powder-coated stainless steel for ref.s 4051MW & 510051MW	4051MLMW	£47.79	I
Toilet brush set without lid in matte white powder-coated stainless steel for ref. 4048MW	4048MLMW	£22.40	J
Matte black stainless steel toilet brush set with lid for ref. 4051BK	4051MLBK	£57.94	I

TOILET PAPER DISPENSERS

	Repair kit		Type
Lock for toilet paper dispenser for 2 rolls ref.s 1660, 1660S & 1661	SER1660V	£7.76	K
Lock for ref.s 2900, 2901, 2902, 2910, 2911 & 2912	SER2911V	£19.88	L

PAPER TOWEL DISPENSERS

	Repair kit		Type
Lock for ref.s 2561D, 6601, 6602, 6607D, 6611, 6612 & 6617	SER2559V	£19.88	L

REF.	DESCRIPTION	£**	P.	REF.	DESCRIPTION	£**	P.
101P	Hat & coat hook polished stainless steel	17.32	48	350505W	Basic grab bar Ø32 L500 white powder-coated	45.29	160
110700	700 P floor standing WC horizontal inlet 304 st steel satin	1,152.81	126	350506S	Basic grab bar Ø32 L600 stainless steel satin finish	54.71	163
110710	700 S wall mtd WC horizontal inlet 304 stainless steel satin	1,126.65	126	350506W	Basic grab bar Ø32 L600 white powder-coated	53.36	160
110790	MONOBLOCO 700 PMR WC 304 stainless steel satin with cistern	1789.87	126	350508S	Basic grab bar Ø32 L800 stainless steel satin finish	64.18	163
120270	TRAPEZ basin no tap hole 304 satin st. steel w/o overflow	387.69	-	350509S	Basic grab bar Ø32 L900 stainless steel satin finish	69.13	163
120400	PMR XS basin vert waste no tap hole 304 satin stainless steel	288.27	127	350505S	Basic grab bar Ø32 L300 stainless steel satin finish	40.72	163
120440	FRAJU PMR basin no tap hole no overflow 304 st steel satin	437.32	127	35050W	Basic grab bar Ø32 L300 white powder-coated	34.12	160
121270	TRAPEZ basin Ø35 ctr tap hole 304 satin st. steel w/o overflow	387.69	-	35082S	Basic grab bar 135° Ø32 400×400 3 fix points st steel satin	73.00	163
121440	FRAJU PMR basin tap hole Ø35 no overflow 304 st steel satin	437.32	127	35082W	Basic grab bar 135° Ø32 400×400 3 fix points white pwd-ctd	71.35	160
123400	PMR XS basin vert waste Ø35 right tap hole 304 satin st steel	288.27	127	35164S	Basic drop-down rail Ø32 L850 stainless steel satin finish	216.87	163
1301W	*Robe hook 1 hook ss + metal wht pwd-ctd (whl stk then 301)	20.33	-	35440W	Basic T-shaped shower handrail Ø32 1150×500 white pwd-ctd	136.50	160
1302W	*Robe hook 2 hooks ss + metal wht pwd-ctd (whl stk then 302)	37.11	-	35481W	Shower bar + upright Basic Ø32 white powder coated	199.57	161
1303W	Replaced by 303D	-	-	355	Straight curtain rail polished st steel Ø16 - 1m cut-to-size	36.29	55
132306	MINERALCAST PMR wall mounted basin L.785 Ø35 centre hole	708.43	151	356	Straight curtain rail polished st steel Ø16 - 2m cut-to-size	60.47	55
1358	ECO telescopic curtain rail Ø20 - 0.8-2.10m polished alu	22.84	55	3565	Toilet roll holder white powder-coated 304 stainless steel	37.38	39
1367	Angled curtain rail Ø20 - 0.9×0.9m polished stainless steel	93.48	55	3569	Wall mounted soap basket angled model polished st steel	42.02	35
1381	Shower curtain 0.9×2m white PVC	16.41	57	358	ECO telescopic curtain rail Ø20 - 0.76-1.26m polished alu	18.98	55
1382	Shower curtain 1.2×2m white PVC	17.93	57	359	Extending curtain rail Ø20 polished stainless steel	70.46	55
1386	Shower curtain 1.8×2m white PVC	22.16	57	360	Discontinued	-	-
1449	Round pedal bin 3L white powder-coated	43.99	24	361	*Angled curtain rail Ø16 - 0.8×0.8m pol. ss (while stock)	61.41	-
150500	PMR 800×800 shower tray depth 30mm 304 stainless steel satin	477.00	127	362	Adj angled curtain rail 0.7-0.9m polished stainless steel	102.84	55
150600	PMR 900×900 shower tray depth 30mm 304 stainless steel satin	531.86	127	374001	Hyperco liquid soap dispenser 0.9L white ABS	76.23	59
1530	ECO grab bar Ø25 L300 white powder-coated stainless steel	28.60	164	379	Replaced by 447	-	-
1550	ECO grab rail 135° Ø25 220×220 white pwd-ctd stainless steel	42.79	164	381	Shower curtain 0.9×1.8m white PVC	14.37	57
1660	Toilet paper dispenser 2 rolls polished 304 stainless steel	143.45	39	382	Shower curtain 1.2×1.8m white PVC	15.57	57
1660S	Toilet paper disp. 2 rolls 304 stainless steel satin finish	143.45	39	387	Shower curtain 1.8×1.8m white PVC	19.31	57
1661	Toilet paper disp. 2 rolls white pwd-ctd 304 stainless steel	143.45	39	390	6 × Shower curtain rings chrome plated brass	26.70	57
222429	Key for flow straightener removal, aerator, biosafe M16.5/100	4.61	176	390BIS	6 × Shower curtain rings plastic	9.58	57
2359	Straight curtain rail polished st steel Ø20 - 1m cut-to-size	58.05	55	4042P	Robe hooks x 2 hooks polished stainless steel	32.58	49
2390	Sleeve connector for 2 tubes Ø20	12.98	54	4042S	Robe hooks x 2 hooks polished satin stainless steel	32.58	49
2392	2 × Fixing plates for tube Ø20	33.90	54	4042W	Robe hooks x 2 hooks white powder-coated stainless steel	30.14	49
2393	Angled connector for tube Ø20	26.72	54	4043BK	Coat hook Ø62×65 matte black stainless steel	21.96	49
2396	Polished stainless steel tube Ø20 L600	16.10	54	4043EW	Coat hook Ø62 × 65 white powder-coated stainless steel	17.23	49
2397	Polished stainless steel tube Ø20 L700	18.16	54	4043N	Coat hook Ø62×65 Nylon	10.79	49
2398	Polished stainless steel tube Ø20 L800	20.35	54	4043P	Coat hook Ø62×65 polished stainless steel	19.09	49
2399	Polished stainless steel tube Ø20 L900	22.45	54	4043S	Coat hook Ø62×65 stainless steel satin finish	19.09	49
2400	Polished stainless steel tube Ø20 L1000	24.61	54	4047EW	*Coat hook Ø62×100 white pwd-ctd ss (while stock then 4043EW)	19.35	-
2561D	Dispenser and bin for hygienic bags polished stainless steel	274.94	42	4047P	Coat hook Ø62×100 polished stainless steel	19.86	49
2561DS	Dispenser and bin for hygienic bags satin stainless steel	274.94	42	4048C	WC brush set wall mtd without lid metallised anth. st steel	64.42	41/96
2900	Toilet paper dispenser 200m white lacquered steel	79.90	37	4048EW	WC brush set wall mounted without lid white pwd-ctd st steel	64.42	41
2901	Toilet paper dispenser 200m polished 304 stainless steel	121.40	37	4048MLC	WC brush assembly without lid metallised anthr. st steel	22.40	177
2902	Toilet paper dispenser 200m 304 stainless steel satin finish	121.40	37	4048MLMW	WC brush assembly without lid matte white pwd-ctd st steel	22.40	177
2909	Hyperco toilet paper dispenser 400m white ABS	55.18	59	4048MLP	WC brush assembly without lid polished st steel	22.14	177
2910	Toilet paper dispenser 400m white lacquered steel	101.16	37	4048MLS	WC brush assembly without lid stainless steel satin	20.64	177
2911	Toilet paper dispenser 400m polished 304 stainless steel	178.17	37	4048MLW	WC brush set assembly without lid white epoxy st steel	21.25	177
2912	Toilet paper dispenser 400m 304 stainless steel satin finish	178.17	37	4048MW	WC brush set wall mtd without lid matte white pwd-ctd st steel	64.42	41/96
301	Robe hook x 1 hook polished stainless steel and chrome	20.90	48	4048P	WC brush set wall mounted without lid polished st steel	64.42	41
302	Robe hook x 2 hooks polished stainless steel and chrome	38.33	48	4048S	WC brush set wall mounted without lid stainless steel satin	64.42	41
303D	Robe hook x 3 hooks polished stainless steel and chrome	58.90	48	4049EW	*WC brush set flr std w/o lid wht ss (whl stock then 4048EW)	65.40	-
3361	Hyperco WC brush set wall or floor mounted	15.64	58	4049P	WC brush set floor standing without lid polished st steel	57.15	41
3362	Toilet brush Nylon (for brush set 3361)	8.25	58	4049S	WC brush set floor standing without lid st steel satin	57.15	41
3364	Eco ceiling support L800 for rail Ø16 st steel + brass	27.91	56	4050EW	*WC brush set flr std with lid wht ss (whl stk then 4051EW)	101.56	-
3365	Eco ceiling support L800 for rail Ø20 st steel + brass	28.42	56	4050P	WC brush set floor standing with lid polished st steel	88.75	41
3372	*Ceiling supp. L1000 for rail Ø16 pol ss (whl stk then 3364)	51.62	-	4050S	WC brush set floor standing with lid st steel satin finish	88.75	41
3450	Rectangular bathroom mirror 420×600 6mm thick	63.25	45	4051BK	WC brush set wall mtd with lid matte black stainless steel	110.45	41/96
3451	Rectangular bathroom mirror 360×480 6mm thick	49.27	45	4051C	WC brush set wall mounted with lid metallised anth. st steel	96.03	41/96
3452	Unbreakable bathroom mirror 10×385×485 mirror pol st steel	188.25	47	4051EW	WC brush set wall mounted with lid white pwd-ctd st steel	96.03	41
3453	Unbreakable bathroom mirror 1×400×600 polished st steel	186.24	47	4051FIX	Wall bracket for toilet brush set type 4051	11.52	177
3454	Rectangular bathroom mirror 500×750 6mm thick	83.07	45	4051L	WC brush without handle	6.66	177
3458	Unbreakable bathroom mirror 10×485×585 mirror pol st steel	245.31	47	4051M	Extended ergonomic handle for toilet brushes	13.11	41/96
3459	Unbreakable bathroom mirror 10×600×990 mirror pol st steel	456.98	47	4051MLBK	WC brush assembly with lid matte black stainless steel	57.94	177
350504S	Basic grab bar Ø32 L400 stainless steel satin finish	45.29	163	4051MLC	WC brush assembly with lid metallised antracite st. steel	47.79	177
350504W	Basic grab bar Ø32 L400 white powder-coated	39.08	160	4051MLMW	WC brush assembly with lid matte white powder-coated st. steel	47.79	177
350505S	Basic grab bar Ø32 L500 stainless steel satin finish	49.36	163	4051MLP	WC brush assembly with lid polished stainless steel	50.36	177

References prefixed by * are available while stocks last. References are listed in ascending alphanumerical order. ** Price excludes VAT.

REF.	DESCRIPTION	£**	P.	REF.	DESCRIPTION	£**	P.
4051MLS	WC brush assembly with lid stainless steel satin	46.84	177	5083P	Grab rail 135° Ø32 220×220 2 fix. points polished st steel	97.31	109
4051MLW	WC brush assembly with lid white epoxy st steel	47.79	177	5083S	Grab rail 135° Ø32 220×220 2 fixing points st steel satin	97.31	109
4051MW	WC brush set wall mtd with lid matte white pwd-ctd st steel	96.03	41/96	5086P2	Grab rail 135° Ø25 400×400 2 fix. points polished st steel	82.01	109
4051N	WC brush wall mounted with ergonomic handle white Nylon	74.46	42	5087P	Grab rail 135° Ø25 400×400 3 fix. points polished st steel	94.12	109
4051P	WC brush set wall mounted with lid polished stainless steel	96.03	41	510042N	Double hook white Nylon	8.47	49
4051S	WC brush set wall mounted with lid stainless steel satin	96.03	41	510043N	Single hook white Nylon	7.76	49
4070N	Spare toilet roll holder white Nylon	40.91	39	510047BK	Matte black stainless steel coat hook	13.82	48
4070P	Spare toilet roll holder polished stainless steel	50.51	39	510047P	Bright polished stainless steel hook	13.64	48
4070S	Spare toilet roll holder polished satin stainless steel	50.51	39	510047S	Satin finish stainless steel hook	13.64	48
4081EW	U-shaped toilet roll holder white pwd-ctd stainless steel	36.38	38	510047W	White powder coated stainless steel hook	13.64	48
4081N	U-shaped toilet roll holder white Nylon	23.02	38	510050P	Replaced by 4050P + 4051M	-	-
4081P	U-shaped toilet roll holder polished stainless steel	38.72	38	510050S	Replaced by 4050S + 4051M	-	-
4081S	U-shaped toilet roll holder stainless steel satin finish	38.72	38	510050W	Replaced by 4050EW + 4051M	-	-
4110P	Shower head holder chrome plated metal for bar Ø25 & Ø32	56.60	120	510051C	Replaced by 4051C + 4051M	-	-
423	Replaced by 510420	-	-	510051MW	Replaced by 4051EW + 4051M	-	-
435	Discontinued	-	-	510051P	*WC brush w-mtd lid +ergo hdlr pol.(whl stk then 4051P+4051M)	136.24	-
4359	Straight curtain rail polished st steel Ø20 - 2m cut-to-size	82.38	55	510051S	Replaced by 4051S + 4051M	-	-
4373	Ceiling support L1000 for rail Ø20 polished stainless steel	71.02	56	510051W	Replaced by 4051EW + 4051M	-	-
447	Non slip duck board semi-rigid white plastic	33.46	57	510081	Toilet roll holder for bars Ø32-34 grey Nylon	30.48	121
449	Round pedal bin 3L polished stainless steel	47.71	24	510081N	Toilet roll holder for bars Ø32-34 white Nylon	30.48	149
450P	Round pedal bin 5L polished stainless steel	62.97	24	510081P	Toilet roll holder for bars Ø32-34, chrome-plated	36.71	121
460	Wall mounted rectangular bin 13L polished stainless steel	138.05	24	510082P	Double toilet roll holder bright polished stainless steel	39.19	38
462	Wall mounted rectangular bin with cover 13L pol st steel	179.85	24	510082S	Double toilet roll holder polished satin stainless steel	39.19	38
465	Slimline wall mounted rectangular bin 4,5L polished st steel	147.80	24	510082W	Double toilet roll holder powder-coated stainless steel	39.19	38
465S	Slimline wall mounted rectangular bin 4.5L satin st. steel	147.80	24	510083BK	Single toilet roll holder matte black stainless steel	34.97	38
490240	Recessed 6V supply for TEMPOMATIC 4 basin from Feb 2016	80.31	176	510083P	Single toilet roll holder bright polished stainless steel	30.41	38
495606	Solenoid viv M3/8" 6V + filter for TEMPOMATIC, BINOPTIC basin	129.90	176	510083S	Single toilet roll holder polished satin stainless steel	30.41	38
50504N	Grab bar Ø32 L400 white Nylon	78.56	138	510083W	Single toilet roll holder powder-coated stainless steel	30.41	38
50504P2	Grab bar Ø32 L400 polished stainless steel	76.56	107	5100DP2	*Right-angled bar (right) Ø32 pol. ss. (whl stk then 5481P)	360.80	-
50504S	Grab bar Ø32 L400 Stainless steel satin finish	76.56	107	5100DS	*Right-angled bar (right) Ø32 ss sat. (whl stock then 5481S)	360.80	-
50505N	Grab bar Ø32 L500 white Nylon	86.39	138	5100GP2	*Right-angled bar (left) Ø32 pol. ss (while stock then 5481P)	360.80	-
50505P2	Grab bar Ø32 L500 polished stainless steel	82.54	107	5100GS	*Right-angled bar (left) Ø32 ss sat. (while stock then 5481S)	360.80	-
50505S	Grab bar Ø32 L500 stainless steel satin finish	82.54	107	5100N	Right-angled bar Ø32 white Nylon	333.84	141
50506N	Grab bar Ø32 L600 white Nylon	93.42	138	510104S	Anti-lig coat hook Ø90 304 st steel satin (ex-0011040000)	140.21	48
50506P2	Grab bar Ø32 L600 polished stainless steel	88.53	107	510110	Shower head holder white Nylon for bar Ø32	35.50	148
50506S	Grab bar Ø32 L600 stainless steel satin finish	88.53	107	510110NG	Shower head holder grey Nylon for bar Ø32	18.64	120
50509N	Grab bar Ø32 L900 white Nylon	114.41	138	510120	Clip-on sliding shower soap dish clear for bar Ø25&32	20.39	121
50509P2	Grab bar Ø32 L900 polished stainless steel	106.47	107	510120N	Clip-on sliding shower soap dish white Nylon for bar Ø25&32	20.39	148
50509S	Grab bar Ø32 L900 Stainless steel satin finish	106.47	107	510150	Chrome-plated cover plate (bars 510160-510164-510162-510170)	49.91	111
5050N	Grab bar Ø32 L300 white Nylon	73.76	138	510150N	Cover plate white Nylon (for bars 5160N-5164N-5162N-5170N)	35.14	139
5050P2	Grab bar Ø32 L300 polished stainless steel	70.59	107	510151S	Female wall sticker 304 st steel satin (ex-0011410000)	28.24	50
5050S	Grab bar Ø32 L300 stainless steel satin finish	70.59	107	510152S	Male wall sticker 304 stainless steel satin (ex-0011400000)	28.24	50
5055P2	*Grab bar Ø25 L300 pol. stain st. (while stock then 5050P2)	68.27	-	510153S	Disabled wall sticker 304 st steel satin (ex-0011370000)	28.24	50
5056P2	Replaced by 50504P2	-	-	510154S	WC wall sticker 304 stainless steel satin (ex-0011420000)	28.24	50
5057P2	*Grab bar Ø25 L500 pol. stain st. (while stock then 50505P2)	78.51	-	510155S	Mixed disabled sticker 304 st steel satin (ex-0011380000)	29.86	50
5058P2	*Grab bar Ø25 L600 pol. stain st. (while stock then 50506P2)	87.14	-	510156S	*Wall sign, baby changing room, 304 sat. stain. s (whl stock)	28.24	-
5059P2	*Grab bar Ø25 L900 pol. stain st. (while stock then 50509P2)	95.56	-	510158	Discontinued	-	-
5070DP2	L-shaped handrail (right) Ø32 H750 polished stainless steel	193.93	115	510159N	Discontinued	-	-
5070DS	L-shaped handrail (right) Ø32 H750 stainless steel satin	193.93	115	510159P	Discontinued	-	-
5070GP2	L-shaped handrail (left) Ø32 H750 polished stainless steel	193.93	115	510159S	Discontinued	-	-
5070GS	L-shaped handrail (left) Ø32 H750 stainless steel satin	193.93	115	510160P	Drop-down support rail Ø32 L650 polished stainless steel	337.16	111
5070N	L-shaped handrail Ø32 H750 white Nylon	200.68	143	510160S	Drop-down support rail Ø32 L650 stainless steel satin finish	337.16	111
5071DP2	L-shaped handrail (right) Ø32 H1150 polished stainless steel	219.23	115	510161P	*Wall support rail Ø32 L650 pol. ss (whl stock then 510160P)	329.46	-
5071DS	L-shaped handrail (right) Ø32 H1150 stainless steel satin	219.23	115	510161S	*Wall support rail Ø32 L650 sat. ss (whl stock then 510160S)	329.46	-
5071GP2	L-shaped handrail (left) Ø32 H1150 polished stainless steel	219.23	115	510162P	Drop-down rail with leg Ø32 L650 polished stainless steel	402.58	111
5071GS	L-shaped handrail (left) Ø32 H1150 stainless steel satin	219.23	115	510162S	Drop-down rail with leg Ø32 L650 stainless steel satin	402.58	111
5071N	L-shaped handrail Ø32 H1245 white Nylon	244.82	143	510164P	Drop-down support rail Ø32 L850 polished stainless steel	370.86	111
5081N	Grab rail 135° Ø32 400×400 3 fixing points white Nylon	140.70	137	510164S	Drop-down support rail Ø32 L850 stainless steel satin finish	370.86	111
5081P2	Grab rail 135° Ø32 400×400 2 fix. points polished st steel	101.91	109	510170P	Drop-down rail with leg Ø32 L850 polished stainless steel	434.16	111
5081S	Grab rail 135° Ø32 400×400 2 fixing points st steel satin	101.91	109	510170S	Drop-down rail with leg Ø32 L850 stainless steel satin	434.16	111
5082P	Grab rail 135° Ø32 400×400 3 fix. points polished st steel	117.19	109	510201N	Adjustable mirror 600 × 500mm with white Nylon handle	291.86	45/97
5082S	Grab rail 135° Ø32 400×400 3 fixing points st steel satin	117.19	109	510202BK	Tilting mirror 600 × 500mm with matte black tab handle	258.53	45/97
5082W	Grab rail 135° Ø32 400×400 3 fix points wht pwd-ctd st steel	142.23	109	510202C	Adjustable mirror 600 × 500mm with anthracite handle	252.48	45/97
5083N	Grab rail 135° Ø32 220×220 3 fix. points wht Nylon	108.24	137	510202N	Adjustable mirror 600 × 500mm with white handle	252.48	45/97

References prefixed by * are available while stocks last. References are listed in ascending alphanumerical order. ** Price excludes VAT.

REF.	DESCRIPTION	£**	P.	REF.	DESCRIPTION	£**	P.
510202P	Adjustable mirror 600 x 500mm with polished handle	252.48	45	510621	SPEEDJET automatic hand dryer with pulsed air grey metal	1,523.17	16
510202S	Adjustable mirror 600 x 500mm with polished satin handle	252.48	45	510621F	Filter for 510621 delivered after 2013	30.10	177
510203	Mirror cabinet 600mm elec tap + elec soap disp + hand dryer	2,117.45	9	510621FA	Filter for 510621 delivered before 2013	31.54	177
510203I	Unit with electronic tap, electronic soap disp., hand dryer	1,240.88	13	510621R	Reservoir for 510621	40.32	177
510203SD	Electronic soap disp unit for installation behind the mirror	377.43	13	510622	HIGHFLOW automatic air pulse hand dryer bright st st	483.12	19
510204	Mirror cabinet 800mm elec tap + elec soap disp + hand dryer	2,488.29	9	510622BK	HIGHFLOW automatic air pulse hand dryer matte black st st	555.62	19
510205	Mirror cabinet 600mm elec tap + elec soap disp + paper towel	1,830.32	9	510622S	HIGHFLOW automatic air pulse hand dryer satin finish st. st.	483.12	19
510205I	Unit with elec tap, electronic soap disp., paper towel disp	982.37	13	510622W	HIGHFLOW automatic air pulse hand dryer white st. st. finish	483.12	19
510206	Mirror cabinet 800mm elec tap + elec soap disp + paper towel	2,195.19	9	510623F	HEPA filter for SPEEDJET 2 without drip tray	115.20	177
510207	Mirror cabinet 600mm electronic soap dispenser + hand dryer	1,757.91	11	510624B	SPEEDJET 2 air pulse hand dryer, matte black with reservoir	1,328.70	17
510207I	Unit with electronic soap disp., hand dryer	1,054.75	13	510624C	SPEEDJET 2 air pulse hand dryer, anthracite with reservoir	1,219.98	17
510208	Mirror cabinet 800mm electronic soap dispenser + hand dryer	1,964.72	11	510624F	HEPA filter for SPEEDJET 2 with reservoir	62.21	177
510209	Mirror cabinet 600mm elec soap disp + paper towel dispenser	1,468.37	11	510624RB	Reservoir for SPEEDJET 2 black	87.09	177
510210	Mirror cabinet 800mm elec soap disp + paper towel dispenser	1,664.85	11	510624RC	Reservoir for SPEEDJET 2 anthracite	87.09	177
510300	Removable Comfort shower seat polished stainless steel	510.68	103	510624RW	Reservoir for SPEEDJET 2 white	87.09	177
510300N	Removable Comfort shower seat white pwd-ctd stainless steel	510.68	103	510624W	SPEEDJET 2 auto air pulse hand dryer, white with reservoir	1,183.74	17
510300S	Removable Comfort shower seat stainless steel satin finish	510.68	103	510625P	HIGHFLOW compact automatic air pulse hand dryer bright st st	398.11	19
510400	ALU lift-up shower seat with leg	160.28	159	510625S	HIGHFLOW compact automatic air pulse hand dryer satin st st	398.11	19
510400C	Discontinued	-	-	510627P	Wall mounted soap dish 304 stainless steel, polished	43.79	35
510400L	Discontinued	-	-	510627S	Wall mounted soap dish 304 stainless steel satin finish	43.79	35
510405	BASIC + lift-up shower seat with leg	144.77	157	510629	Comfort backrest for WC polished stainless steel structure	191.43	123
510410	ALU lift-up shower seat with leg - large model	205.22	159	510629N	Nylon Comfort backrest for WC	211.16	149
510410L	Discontinued	-	-	510629S	Comfort backrest for WC stainless steel satin finish	191.43	123
510418	ALU shower stool	149.15	159	510700	Wall-mounted changing table	435.46	43
510418L	Discontinued	-	-	510711S	Soap dispenser 1L rec 304 st steel satin (ex-0013200000)	244.34	26
510420	Lift-up Comfort shower seat polished stainless steel	341.85	104	510712S	Paper towel dispenser rec 304 st steel satin (ex-0013120000)	296.91	26
510420N	Lift-up Comfort shower seat white pwd-ctd stainless steel	341.85	134	510713S	Bin with push flap 18L rec 304 st st satin (ex-0013320000)	371.15	26
510420S	Lift-up Comfort shower seat stainless steel satin finish	341.85	104	510714S	Paper towel disp + 10L bin rec combi unit (ex-0013680000)	478.37	27
510429	Comfort backrest for shower seat polished stainless steel	190.40	104	510715S	Paper towel disp + 30L bin rec combi unit (ex-2015101324)	746.64	27
510429N	Comfort backrest for shower seat white pwd-ctd st steel	190.40	134	510716S	Dryer, paper towel disp + bin rec combi unit (ex-0013690000)	1,319.66	27
510429S	Comfort backrest for shower seat st steel satin finish	190.40	104	510788P	Single towel rail Ø20 L600 polished stainless steel	43.08	51
510430	Lift-up Comfort shower seat + leg polished stainless steel	459.55	105	510788S	Single towel rail Ø20 L600 stainless steel satin finish	43.08	51
510430N	Lift-up Comfort shower seat with leg white powder-coated	459.55	135	510788W	Single towel rail Ø20 L.600 white powder-coated st steel	40.91	51
510430S	Lift-up Comfort shower seat with leg st steel satin finish	459.55	105	510790P	Double towel rail Ø20 L600 polished stainless steel	69.33	51
510434	Replaced by 510420+510429	-	-	510790S	Double towel rail Ø20 L600 stainless steel satin finish	69.33	51
510434N	*Cmf shwr seat + br wht pwd-ctd(whl stk then 510420N+510429N)	643.42	-	510790W	Double towel rail Ø20 L.600 white powder-coated st steel	65.84	51
510434S	Replaced by 510420S+510429S	-	-	510910BK	Toilet roll holder for 400m roll, 304 matte black st steel	157.38	37
510436	*Cmf shower seat + br + leg ss (whl stock then 510430+510429)	786.07	-	510910S	Toilet roll holder for 400m roll, 304 satin stainless steel	136.87	37
510436N	Replaced by 510430N+510429N	-	-	510911BK	Toilet roll holder for 200m roll, 304 matte black st steel	125.89	37
510436S	Replaced by 510430S+510429S	-	-	510911S	Toilet roll holder for 200m roll, 304 satin stainless steel	109.47	37
510461P	Wall mtd rect bin 25L polished 304 st steel (ex-0010350100)	158.55	25	511418BK	Be-Line® shower stool, black seat	248.49	81
510461S	Wall mtd rect bin 25L 304 st steel satin (ex-0010350000)	158.55	25	511418C	Be-Line® shower stool, metallised anthracite seat	216.85	81
510463P	Wall mtd rect bin 38L polished 304 st steel (ex-0010890100)	227.13	25	511418W	Be-Line® shower stool, white seat	216.85	81
510463S	Wall mtd rect bin 38L 304 st steel satin (ex-0010890000)	227.13	25	511516W	Basic drop-down rail Ø32 L760 white powder-coated	166.14	162
510465BK	Wall-mtd rectangular bin 20L matte black 304 stainless steel	165.65	25	511517W	Drop down rail with leg Basic Ø32 L.760 white powder coated	271.83	162
510465P	Wall-mtd rectangular bin 20L polished 304 stainless steel	143.56	25	511804MC	Be-Line® DOC M WC Pack metallised anthracite	831.43	65
510465S	Wall-mounted rectangular bin 20L 304 stainless steel satin	143.56	25	511804MW	Be-Line® DOC M WC Pack matte white	831.43	65
510465W	Wall-mounted rectangular bin 20L white 304 stainless steel	143.56	25	511809MC	Be-Line® DOC M WC Pack metallised anthracite with backrest	1,039.58	65
510567	Toilet roll holder 304 stainless steel satin finish	34.90	39	511809MW	Be-Line® DOC M WC Pack matte white with backrest	1,039.58	65
510579	Aluminium soap dispenser specifically for showers	106.49	34	511811MC	Be-Line® DOC M Ambulant Disabled Pack metallised anthracite	346.93	65
51057CO	Lid for soap dispenser 510579	13.42	176	511811MW	Be-Line® DOC M Ambulant Disabled Pack matte white	346.93	65
51057M	Pump for soap dispenser 510579	44.72	176	511903BK	Be-Line matte black aluminium grab bar Ø35mm L. 300mm	91.38	85
510580	Liquid soap dispenser 1L polished 304 stainless steel	123.80	33	511903C	Be-Line grab bar Ø35 L.300 anthracite aluminium	79.46	85
510581	Liquid soap dispenser 1L white powder-coated 304 st. steel	109.50	33	511903W	Be-Line grab bar Ø35 L.300 white aluminium	79.46	85
510582	Liquid soap dispenser 1L 304 stainless steel satin finish	115.91	33	511904BK	Be-Line matte black aluminium grab bar Ø35mm L. 400mm	100.52	85
510583	Liquid soap dispenser 0.5L polished 304 stainless steel	116.38	33	511904C	Be-Line grab bar Ø35 L.400 anthracite aluminium	87.40	85
510584	Liquid soap dispenser 0.5L white powder-coated 304 st.steel	102.93	33	511904MC	Be-Line DOC M grab bar Ø35 L.450 anthracite aluminium	110.73	67
510586	Liquid soap dispenser 0.5L 304 stainless steel satin finish	108.97	33	511904MW	Be-Line DOC M grab bar Ø35 L.450 white aluminium	110.73	67
51058CO	*Lid for 51058X liquid soap dispensers (while stock)	9.84	-	511904W	Be-Line grab bar Ø35 L.400 white aluminium	87.40	85
51058M	Pump for soap dispenser 510580	50.58	176	511905BK	Be-Line matte black aluminium grab bar Ø35mm L. 500mm	109.67	85
510601BK	Folded paper towel dispenser matte black 304 stainless steel	167.97	23	511905C	Be-Line grab bar Ø35 L.500 anthracite aluminium	95.36	85
510601P	Folded paper towel dispenser polished stainless steel	146.01	23	511905W	Be-Line grab bar Ø35 L.500 white aluminium	95.36	85
510601S	Folded paper towel dispenser stainless steel satin finish	146.01	23	511906BK	Be-Line matte black aluminium grab bar Ø35mm L. 600mm	118.79	85
510601W	Folded paper towel dispenser white powder-coated	131.35	23	511906C	Be-Line grab bar Ø35 L.600 anthracite aluminium	103.30	85

References prefixed by * are available while stocks last. References are listed in ascending alphanumerical order. ** Price excludes VAT.

REF.	DESCRIPTION	£**	P.	REF.	DESCRIPTION	£**	P.
511906MC	Be-Line DOC M grab bar Ø35 L.600 anthracite aluminium	116.95	67	511970C	Be-Line L-shaped grab bar Ø35 H.750 anthracite aluminium	216.67	91
511906MW	Be-Line DOC M grab bar Ø35 L.600 white aluminium	116.95	67	511970W	Be-Line L-shaped grab bar Ø35 H.750 white aluminium	216.67	91
511906W	Be-Line grab bar Ø35 L.600 white aluminium	103.30	85	511971BK	Be-Line L-shaped grab bar Ø35 H.1130 matte black aluminium	280.72	91
511909BK	Be-Line grab bar Ø35 L.900 matte black aluminium	143.35	85	511971C	Be-Line L-shaped grab bar Ø35 H.1130 anthracite aluminium	249.00	91
511909C	Be-Line grab bar Ø35 L.900 anthracite aluminium	127.14	85	511971W	Be-Line L-shaped grab bar Ø35 H.1130 white aluminium	249.00	91
511909W	Be-Line grab bar Ø35 L.900 white aluminium	127.14	85	511982BK	Be-Line grab bar 135° Ø35 400×400 3 fix pts black alu	170.58	83
511911BK	Be-Line shower head holder matte black	45.36	94	511982C	Be-Line grab bar 135° Ø35 400×400 3 fix pts anthracite alu	148.33	83
511911C	Be-Line sliding shower head holder anthracite	40.23	94	511982W	Be-Line grab bar 135° Ø35 400×400 3 fix pts white aluminium	148.33	83
511911W	Be-Line sliding shower head holder white	40.23	94	511983BK	Be-Line grab bar 135° Ø35 220×220 3 fix pts matte black alu	151.07	83
511912BK	Be-Line matte black sliding soap dish for Be-Line bars	26.47	94	511983C	Be-Line grab bar 135° Ø35 220×220 3 fix pts anthracite alu	134.00	83
511912C	Be-Line anthracite sliding soap dish for Be-Line bars	23.42	94	511983W	Be-Line grab bar 135° Ø35 220×220 3 fix pts white aluminium	134.00	83
511912W	Be-Line white sliding soap dish for Be-Line bars	23.42	94	5119FIX	Mounting kit for Be-Line grab bars	15.77	176
511920BK	Be-Line removable lift-up shower seat matte black alu no leg	356.66	77	5119MFX	Mounting kit for Be-Line DOC M grab bars	33.50	176
511920C	Be-Line removable lift-up shower seat anthracite alu no leg	316.33	77	511MEX1	Be-Line® exposed shower pack metallised anthracite	3,014.67	63
511920W	Be-Line removable lift-up shower seat white aluminium no leg	316.33	77	511MEX2	Be-Line® exposed shower pack matte white	3,014.67	63
511921FW	Be-line shelf with fixing plate for refs 511920 / 511930	41.00	77/79	511MREC1	Be-Line® recessed shower pack metallised anthracite	3,409.44	62
511921W	Be-line shelf without fixing plate for refs 511920 / 511930	28.64	77/79	511MREC2	Be-Line® recessed shower pack matte white	3,409.44	62
511922C	Shelf for grab bar metallised anthracite	28.17	94	512021BK	Deck-mtd BINOPTIC liquid/foam soap disp. 1L, black, mains supply	407.77	31
511922P	Shelf for chrome-plated grab bar	40.41	121	512021BKUK	Replaced by 512021BK	-	-
511922W	Shelf for grab bar matte white	28.17	94	512021P	Deck-mtd BINOPTIC liquid/foam soap disp. 1L chrome, mains supply	354.58	31
511928BK	Be-Line DOC M WC backrest matte black aluminium	235.67	95	512021PUK	Replaced by 512021P	-	-
511928C	Be-Line DOC M WC backrest anthracite aluminium	209.00	69/95	512021S	Deck-mtd BINOPTIC liquid/foam soap disp. 1L satin, mains supply	354.58	31
511928W	Be-Line DOC M WC backrest white aluminium	209.00	69/95	512031P	Deck-mtd T4 liquid/foam soap disp. 1L, chrome, mains supply	354.58	29
511929	Be-Line® backrest for shower seats	173.01	77/79	512031PUK	Replaced by 512031P	-	-
511930BK	Be-Line removable lift-up sh. seat + matte black with leg	342.95	79	512036P	Deck-mtd T4 liquid soap dispenser 1L, chrome, battery-op	356.75	29
511930C	Be-Line removable lift-up sh. seat + metallic anthracite leg	304.18	79	512041P	Wall-mtd T4 liquid soap/foam dispenser 1L, chrome, rec mains	327.80	29
511930W	Be-Line removable lift-up shower seat with white leg	304.18	79	512046P	Deck-mtd T4 liquid soap dispenser 1L, chrome battery-op	351.58	29
511941BK	Be-Line corner grab bar Ø35 695×695 matte black aluminium	256.44	92	512051BK	Wall-mtd BINOPTIC liquid/foam soap disp. 1L black, mains supply	354.56	31
511941C	Be-Line corner grab bar Ø35 695×695 anthracite aluminium	227.46	92	512051BKUK	Replaced by 512051BK	-	-
511941W	Be-Line corner grab bar Ø35 695×695 white aluminium	227.46	92	512051P	Wall-mtd BINOPTIC liquid/foam soap disp. 1L chrome, mains supply	312.94	31
511943BK	Be-line coat hook matte black aluminium	24.22	95	512051PUK	Replaced by 512051P	-	-
511943C	Be-line coat hook metallised anthracite aluminium	21.47	95	512051S	Wall-mtd BINOPTIC liquid/foam soap disp. 1L satin, mains supply	312.94	31
511943W	Be-line coat hook matte white aluminium	21.47	95	512066BK	Electronic liquid soap dispenser 1L matte black 304 st steel	240.13	32
511944BK	Be-Line T-shaped grab bar Ø35 H.1130×500 matte black alu	275.06	89	512066P	Electronic liquid soap dispenser 1L bright pol 304 st steel	208.80	32
511944C	Be-Line T-shaped grab bar Ø35 H.1130×500 anthracite alu	243.98	89	512066S	Electronic liquid soap dispenser 1L pol satin 304 st steel	208.80	32
511944W	Be-Line T-shaped grab bar Ø35 H.1130×500 white aluminium	243.98	89	512066W	Electronic liquid soap dispenser 1L white powder-ctd 304 st st	208.80	32
511946C	*Be-Line bar + slid hldr anthr (whl stk then 511909C+511911C)	205.75	-	512067BK	Matte black drip tray for dispensers 51058× and 512066×	46.04	32
511946W	*Be-Line bar + slid hldr white (whl stk then 511909W+511911W)	205.75	-	512067P	Bright polished drip tray for dispensers 51058× and 512066×	39.81	32
511949BK	Be-Line grab bar + shower head rail Ø35 matte black alu	393.00	93	512067S	Satin drip tray for dispensers 51058× and 512066×	39.81	32
511949C	Be-Line grab bar + shower head rail Ø35 anthracite aluminium	348.59	93	512067W	White drip tray for dispensers 51058× and 512066×	39.81	32
511949W	Be-Line grab bar + shower head rail Ø35 white aluminium	348.59	93	51206BC	Electronic box for 512066 + o-ring	121.84	176
511950C	Be-Line anthracite fixings cover (bars 511960-511964)	52.64	87	51206CR	Discontinued	-	-
511950FC	Be-line anthracite cover plate (for bars 511960-511964)	97.86	87	5120P2	Corner grab bar 2 walls Ø32 750×750 polished stainless steel	229.12	118
511950FW	Be-line white cover plate (for bars 511960-511964)	97.86	87	5120S	Corner grab bar 2 walls Ø32 750×750 stainless steel satin	229.12	118
511950W	Be-Line white cover plate (bars 511960-511964)	52.64	87	512111BK	C-wall BINOPTIC liquid/foam soap disp L1.2m tube, black, mains	386.08	31
511960BK	Be-Line drop-down support rail Ø42mm L.650mm matte black alu	395.97	87	512111BKUK	Replaced by 512111BK	-	-
511960C	Be-line drop down rail Ø42 L.650 anthracite aluminium	344.32	87	512111P	C-wall BINOPTIC liquid/foam soap disp L1.2m tube, chrome, mains	340.78	31
511960W	Be-line drop down rail Ø42 L.650 white aluminium	344.32	87	512111PUK	Replaced by 512111P	-	-
511962BK	Be-Line drop-down support rail + leg Ø42 L.650 matte blk alu	472.22	87	512111S	C-wall BINOPTIC liquid/foam soap disp L1.2 tube, sat mains	340.78	31
511962C	Be-Line drop-down rail with leg Ø42 L.650 anthracite aluminium	410.56	87	512121BK	Deck-mtd BINOPTIC liq/foam soap disp L1.2m tube, blk mains	407.77	31
511962W	Be-Line drop-down rail with leg Ø42 L.650 white aluminium	410.56	87	512121BKUK	Replaced by 512121BK	-	-
511963BK	Be-Line drop-down support rail + leg Ø42 L.850 matte blk alu	499.34	87	512121P	Deck-mtd BINOPTIC liq/foam soap disp L1.2m tube, chrome, mains	354.58	31
511963C	Be-Line drop-down rail with leg Ø42 L.850 anthracite aluminium	434.22	87	512121PUK	Replaced by 512121P	-	-
511963W	Be-Line drop-down rail with leg Ø42 L.850 white aluminium	434.22	87	512121S	Deck-mtd BINOPTIC liq/foam soap disp L1.2m tube, satin, mains	354.58	31
511964BK	Be-Line drop-down support rail Ø42mm L.850mm matte black alu	425.36	87	512131P	Deck-mtd T4 liquid/foam soap disp L1.2m tube, chrome, mains	354.58	29
511964C	Be-line drop down rail Ø42 L.850 anthracite aluminium	369.82	69/87	512131PUK	Replaced by 512131P	-	-
511964W	Be-line drop down rail Ø42 L.850 white aluminium	369.82	69/87	512136P	Deck-mtd T4 liquid soap disp, tube L.1.2m, chrome battery-op	356.75	29
511965BK	Toilet roll holder for Be-Line bar matte black	42.17	95	512141P	Wall-mtd T4 liquid soap/foam disp L1.2m, chrome, rec mains	327.80	29
511965C	Toilet roll holder for Be-Line bar anthracite	37.31	95	512146P	Wall-mtd T4 liquid soap disp, tube L.1.2m, chrome battery-op	351.58	29
511965W	Toilet roll holder for Be-Line bar white	37.31	95	512151BK	Wall-mtd BINOPTIC liq/foam soap disp L1.2m tube, black, mains	354.56	31
511966BK	Wall-mtd toilet roll holder for Be-Line bar matte black	46.98	95	512151BKUK	Replaced by 512151BK	-	-
511966C	Wall-mtd toilet roll holder for Be-Line bar metallised anthr	41.67	95	512151P	Wall-mtd BINOPTIC liq/foam soap disp L1.2m tube, chrome, mains	312.94	31
511966W	Wall-mtd toilet roll holder for Be-Line bar matte white	41.67	95	512151PUK	Replaced by 512151P	-	-
511970BK	Be-Line L-shaped grab bar Ø35 H.750 matte black aluminium	244.31	91	512151S	Wall-mtd BINOPTIC liq/foam soap disp L1.2m tube, satin, mains	312.94	31

References prefixed by * are available while stocks last. References are listed in ascending alphanumerical order. ** Price excludes VAT.

REF.	DESCRIPTION	£**	P.	REF.	DESCRIPTION	£**	P.
512171P	C-wall T4 liquid soap/foam disp tube L.1.2m, chrome rec mains	327.80	29	610	Hypereco robe hook x 1 hook polished 304 stainless steel	11.10	58
5121N	Corner grab bar for shower seat Ø32 white Nylon	247.52	146	612	*Hypereco robe hook x 2 hooks pol. 304 ss (whl stk then 302)	18.18	-
512521BK	Deck-mtd BINOPTIC liquid/foam soap disp. 0.5L, black, mains	407.77	31	613	*Hypereco robe hook x 3 hooks pol. 304 ss (whl stk then 303D)	24.77	-
512521BKUK	Replaced by 512021BK	-	-	6555	Glass shelf 120x600 rounded edges	24.88	51/58
512521P	Deck-mtd BINOPTIC liquid/foam soap disp. 0.5L, chrome, mains	354.58	31	6566	Hypereco liquid soap disp 1.2L 304 st steel satin finish	74.84	59
512521PUK	Replaced by 512021P	-	-	6567	Hypereco liquid soap dispenser 1.2L polished 304 st steel	74.84	59
512521S	Deck-mtd BINOPTIC liquid/foam soap disp. 0.5L, satin, mains	354.58	31	6568	Spare valve for liquid soap dispenser 6566 & 6567	28.71	176
512531P	Deck-mtd T4 liquid/foam soap dispenser 0.5L, chrome, mains	354.58	29	6569	Spare level control for soap dispenser 6566 & 6567	7.19	176
512531PUK	Replaced by 512031P	-	-	6580	*Liquid soap dispenser 1L pol. ss (while stock then 510580)	182.59	-
512551BKUK	Replaced by 512051BK	-	-	6580SRV	Pump for soap dispenser 658x	57.57	176
512551PUK	Replaced by 512051P	-	-	6583	*Liquid soap dispenser 0.5L pol. ss (while stock then 510583)	172.37	-
512566BK	Electronic liquid soap dispenser 0.5L matte black 304 st steel	228.11	32	6601	Folded paper towel dispenser polished stainless steel	223.41	21
512566P	Electronic liquid soap dispenser 0.5L bright pol 304 st steel	198.36	32	6602	Folded paper towel dispenser white powder-coated	203.11	21
512566S	Electronic liquid soap dispenser 0.5L pol satin 304 st steel	198.36	32	6603D	Hypereco folded paper towel dispenser white ABS	70.18	59
512566W	Electronic liquid soap dispenser 0.5L white powder-ctd 304 st st	198.36	32	6606	180 X Folded paper towels	9.53	21/59
5160N	Drop-down support rail Ø32 L650 white Nylon	339.08	139	6607D	Folded paper towel dispenser stainless steel satin finish	304.25	21
5161N	Wall support rail Ø32 L650 white Nylon	283.88	-	6611	Wall mounted paper towel bin polished stainless steel	276.03	21
5162N	Drop-down rail with leg Ø32 L650 white Nylon	461.38	139	6612	Wall mounted paper towel bin white powder-coated	267.67	21
5164N	Drop-down support rail Ø32 L850 white Nylon	361.31	139	6613D	Automatic hand dryer with adj. nozzle 360° pol 304 st steel	859.96	20
5170N	Drop-down rail with leg Ø32 L850 white Nylon	484.40	139	6614	Replaced by 6613D	-	-
5180P2	*Grab rail 90° Ø32 300x300 pol ss (while stock then 5081P2)	128.23	-	6615	*Hand dryer with adj. nozzle 360° wht ss (whl stk thn 6613D)	781.80	-
5180S	*Grab rail 90° Ø32 300x300 ss sat. (while stock then 5081S)	128.23	-	6617	Wall mounted paper towel bin stainless steel satin finish	371.33	21
530	ECO grab bar Ø25 L300 polished stainless steel	28.66	164	6621	Automatic hand dryer white ABS	328.67	20
531	ECO grab bar Ø25 L400 polished stainless steel	32.86	164	6624	* Wall-mounted white ABS hairdryer with razor plug (whl stk)	135.57	-
532	ECO grab bar Ø25 L500 polished stainless steel	34.99	164	6631	Automatic hand dryer polished 304 stainless steel	625.42	20
536	ECO grab bar Ø25 L600 polished stainless steel	40.18	164	6712	*Hypereco soap disp elb. ctrl 0.9L wht (whl stk thn 374001)	79.44	-
5440N	T-shaped shower handrail Ø32 1150x500 white Nylon	268.60	144	710500	Wall mounted soap dish Bayblend® chrome plated matt	44.65	35
5440P2	T-shaped shower handrail Ø32 1150x500 polished st steel	237.59	113	710501	Wall mounted soap dish Bayblend® chrome plated bright	44.65	35
5440S	T-shaped shower handrail Ø32 1150x500 stainless steel satin	237.59	113	729008	*Soap disp strt spout 1L btl, chr brass (whl stk thn 729064)	104.01	-
5441N	Sliding T-shaped grab bar Ø32 1150x500 white Nylon	291.24	144	729012	*Soap disp curved spout 1L btl, chr brass(whl stk thn 729064)	109.14	-
5441P	Sliding T-shaped grab bar Ø32 1160x500 bright polished st.st.	285.50	113	729064	Soap disp w. cart, straight spout 1L bottle, stainless steel	82.73	35
5441S	Sliding T-shaped grab bar Ø32 1160x500 satin polished st.st.	285.50	113	729108	*Soap disp. strt spt tube L1200, chr brass(whl stk thn 729164)	104.01	-
5460N	Straight bar Ø32 +sliding block H1150 white Nylon	185.26	140	729112	*Soap disp crvd spt tube L1200, chr brass(whl stk thn 729164)	109.14	-
5460P2	Straight bar Ø32 +sliding block H1150 polished st steel	189.18	112	729150	*W-mtd soap disp c-wall 190, chromed (whl stock then 729170)	117.63	-
5460S	Straight bar Ø32 +sliding block H1150 st steel satin finish	189.18	112	729164	Soap disp w. cartridge straight spout, tube L. 1200 st steel	82.73	35
5481DP2	Grab bar and shower rail (right) Ø32 polished st steel	354.45	117	729170	Wall-mtd soap disp with cartridge, c-wall 190mm, st steel	93.07	35
5481DS	Grab bar and shower rail (right) Ø32 stainless steel satin	354.45	117	729302	Repair kit for soap dispenser type 729150/729012	19.88	176
5481GP2	Grab bar and shower rail (left) Ø32 polished stainless steel	354.45	117	729303	Cartridge for soap dispenser type 729150/729200	71.75	176
5481GS	Grab bar and shower rail (left) Ø32 stainless steel satin	354.45	117	729308	Cartridge for soap dispenser type 729008	71.75	176
5481N	Shower grab bar and sliding white nylon vert. bar Ø32	433.61	145	729312	Cartridge for soap dispenser type 729012	77.25	176
5481P	Grab bar and sliding vert. bar Ø32 bright stainless steel	401.58	117	729500	0.5L Tank for 729 soap dispenser, union F1/2"	18.73	176
5481S	Grab bar and sliding vert. bar Ø32 satin stainless steel	401.58	117	729501	1L Tank for 729 soap dispenser, union F1/2"	21.61	176
5490N	Handrail & grab bar for shower seat Ø32 white Nylon	391.25	145	729508	*Soap disp strt spt 0.5L btl chr brass(whl stk then 729564)	104.01	-
550	ECO grab rail 135° Ø25 220x220 polished stainless steel	44.05	164	729512	*Soap disp crvd spt 0.5L btl, chr brass (whl stk then 729564)	109.14	-
551	Wall shelf 120x450 polished stainless steel	52.53	51	729564	Soap disp w. cartridge, straight spout 0.5L bottle, st steel	82.73	35
552	Wall shelf 120x450 white steel	43.99	51	729TUB	Soap dispenser mech with PVC tube + NR valve docking port	11.81	176
553	Wall shelf 120x600 polished stainless steel	58.21	51	815	Single jet shower head M1/2" Ø100mm, scale resistant	28.87	120
554	Wall shelf 120x600 white steel	47.39	51	830	Shower head retaining collar for bars Ø 25-35mm	7.76	120
566	Toilet roll holder polished 304 stainless steel	34.90	39	CPP32P	Discontinued	-	-
566TER	Hypereco toilet roll holder polished stainless steel	23.49	58	CPP32S	Discontinued	-	-
569	Wall mounted rectangular soap basket polished st steel	39.01	35	SER1660V	Lock for 2-roll toilet paper dispenser	7.76	177
577	4 x Concealed lugs for mirror, 2 with spring pol st steel	5.86	45	SER2559V	Lock for hyg. accessories except JUMBO & 51058 soap dispenser	19.88	177
578	Round mirror studded peg Ø20 chrome plated brass	7.25	45	SER2911V	Lock for JUMBO & soap dispensers of 51058 type	19.88	177
600	2 x Chrome plated supports for shelf L120	17.45	51/58	SER5102V	Lock for mirror cabinet	19.88	176

References prefixed by * are available while stocks last. References are listed in ascending alphanumerical order. ** Price excludes VAT.

Unless otherwise agreed in writing these conditions constitute the only conditions upon which DELABIE UK Ltd. ("The Company") is willing to supply the goods specified.

The Company does not sell directly to members of the public:

- The price list is provided for guidance only and does not constitute a contract. The wholesalers and installers are free to determine their prices in accordance with current regulations, taking into account their costs, services and warranty costs they bear.
- The Terms and Conditions are valid for all wholesale customers.

For all other professionals (manufacturers, export, etc.) or for any special manufacturing request, please contact us.

ORDERS AND QUOTATIONS:

These will be processed in order of receipt. We do not accept open orders or orders for call-off.

All orders sent imply acceptance of our general terms and conditions of sale and customers waive any claims that may arise from clauses in their own documentation which may differ.

The customer agrees to these terms from the moment that we receive the order, which cannot be cancelled. Orders are accepted without obligation to deliver the order in full in one delivery.

Our commercial representatives are not authorised to agree additional terms verbally, or to provide verbal guarantees beyond those provided in the written contract.

In the event of default or delayed payment, the Company will be entitled to suspend deliveries or cancel existing orders without any claim for damages from the customer.

In the event of a change in circumstances of the buyer, we reserve the right to cancel existing orders or to demand payment guarantees.

Our quotes do not amount to specifications; specifiers and professional installers are solely responsible for the choice of products according to their intended use, current regulations and recommended guidelines.

PRICE:

Deliveries are invoiced according to the conditions in place at the date of despatch. Prices are given without guarantee and they may be changed without notice subject to fluctuations in costs, VAT or other taxes, according to the prevailing economic conditions. Price increases will be announced one month prior to their application, and they apply to quotes and orders in hand.

Orders will be despatched free-of-charge for all deliveries within mainland UK, excluding express deliveries.

PAYMENTS:

Unless otherwise stated, prices quoted are ex-works and are exclusive of value added tax. All prices will be subject to any value added tax at the appropriate rate. Payment terms, subject to credit approval and prior agreement, are strictly 30 days from invoice date. According to individual credit conditions and/or insurance requirements The Company reserves the right to request payment in advance of despatch of goods on receipt of order. We do not give discounts for early payment.

The company understands and will exercise its statutory right to claim interest and compensation for debt recovery costs under the Late Payment of Commercial Debts (interest) Act 1998 legislation if invoices are not paid

according to agreed credit terms.

In the case of late payment a cash payment may be required, replacing existing conditions.

We will not accept any set-off, only our assets have a legal value.

DELIVERY TIMES:

Despatch dates are indicative only and we shall not be liable for any delay or failure in carrying out our obligations where the delay or failure to deliver is caused by risks of manufacturing or where the cause is beyond our control. Delivery delay will not give rise to compensation payment or goods rejection.

SHIPPING:

Orders are sent to our distributors. We do not deliver to site. The buyer assumes responsibility for carriage and packing costs for deliveries outside mainland UK. The carrier is solely responsible for their delivery, and in the event of delay, missing items, damage or other dispute, the customer must indicate this via the delivery driver's paperwork (either electronically or in hard copy) AND follow up with written notification sent by recorded delivery within 72 hours. A copy of this letter must be addressed to us.

CLAIMS:

No claim will be allowed where the delay in reporting exceeds 7 days following receipt of the goods.

The whole of the delivery cannot be rejected because of partial damages and shortages.

PROPERTY IN GOODS:

Notwithstanding any agreed terms of sale, the goods shall remain the property of the seller until payment is made in full. The failure to meet a payment deadline may result in the reclamation of these goods. The buyer assumes the risks of loss or damage, regardless of the means of delivery, as described in "DELIVERY TIMES" and "SHIPPING" above, as well as liability for the damage they might cause.

WARRANTY AND RESPONSIBILITY:

Our finished goods delivered after 1st January 2024 are warrantied against any manufacturing defect for a period of 30 years, including electronic controls, excluding other electrical accessories (e.g., hand dryers, etc.) which have a 3-year warranty from the invoice date. This does not apply to products with an expiry date. Spare parts have a one-year warranty.

This warranty is limited to replacement or repair of defective components as determined by our workshops in France but excludes the costs of spoilage, handling and carriage or compensation, whatever they are. We are not responsible for handling charges and the cost of returning products to our workshops.

Disasters or major water damage as a result of manufacturing defects are covered by our product and/or public liability insurance.

To invoke the warranty, the customer must immediately notify us in writing of the defects attributed to the product, specifying the conditions of use in place at the time of their discovery and provide us with all relevant material elements demonstrating the existence and nature of the defect.

Our warranty and responsibility does not include the following:

- installation that does not comply with the technical specification or current recommended guidelines;
- worn parts;
- non-compliance with installation, user and

maintenance guides;

- other factors independent of our products' quality, for example: detergents or abrasive cleaning products, the action of hard water, foreign bodies (e.g., gravel, sand, iron filings, scale, etc.), chemical and electrolytic phenomenon;

- lack of supervision, poor storage or poor maintenance;

- product modifications or actions by the customer, or a third party, without our authorisation using non-DELABIE components and/or consumable items.

- errors, carelessness, negligence or incorrect information from the client;

- products past their expiry date.

The water-tightness of connections, joints and the product housing is the responsibility of the professional responsible for installation, and must be guaranteed by them. Warranty excludes joints, valves, washers and rubber seals. However they would be supplied if the warranty application requires them. Any finishes other than chrome or nickel are also excluded from the warranty.

In the event that the product has been discontinued or manufacturing methods have changed and replacements are not available, similar alternative products will be offered. Replacement under warranty will not extend the duration of the original warranty.

The supplier's civil liability is excluded in all cases listed above. It is limited to compliance with the specifications and can only be initiated if the Customer has previously demonstrated the existence and extent of damage, a fault and the causal link between this fault and the damage.

It is limited to direct material damage, excluding all immaterial or indirect damage such as loss of operation, profit, opportunity, commercial damage, loss of profit.

The supplier's liability, for all causes except bodily injury and gross negligence, is limited to £650,000 per order or contract.

SPARE PARTS:

Spare parts and mechanisms that are essential to ensure the correct operation of our products will be held in stock for 50 years from the date of purchase. They are listed at the back of our catalogues.

RETURNS:

Goods may not be returned to us for credit without our prior written approval obtained by the buyer from the Company and they are received in a good state (determined by our goods inwards department). All transportation costs for returned goods must be paid by the buyer. Goods must be returned to our factory* with good protective packaging.

Deliveries less than a month old will be refunded at the invoiced price. For deliveries older than one month, a deduction will be made for checking, handling and administration costs. A repair and re-stocking fee will apply where appropriate.

Product returns are not permitted in the following circumstances: discontinued products, specially manufactured products, technical or aesthetic evolution of the product since the date of purchase, scratched or damaged products, products purchased more than one year previously, products with an expiry date. If sent to DELABIE, those products outside the scope of returns will be immediately destroyed/recycled, and will not be returned to the customer.

The schedule of standard deductions is as follows:

- return less than 1 month: refund at invoiced price
- return between 1 and 3 months: deduction of 15%
- return between 3 months and 1 year: deduction of 30%
- return after 1 year: no refund possible.
- return without prior agreement: additional deduction of 5% of the value of the goods with a minimum value of £50 excl. VAT.

* DELABIE S.A.S.

18, rue du Maréchal Foch
80130 Friville Escarbotin – FRANCE

CLEANING - MAINTENANCE:

Clean with slightly soapy water only, using a soft cloth or sponge, rinse and dry thoroughly. Do not use abrasive or chlorine-based products (with a hydrochloric acid base), or dyes.

PHOTOGRAPHS AND DRAWINGS:

All photos, drawings or illustrations are for illustrative purposes only, without contractual obligation, and may be subject to change without notice. We reserve the right to modify designs and dimensions without notice and without recourse. This applies to all references, dimensions, information contained in various documents, catalogues, installation guides, price lists and websites, which can be modified or discontinued at any time without notice.

INTELLECTUAL PROPERTY AND USE OF CONTENT:

The content (including but not limited to the information, text, graphics, data, images, photos, visuals, videos and soundtrack, and the format of all these elements and our catalogues, websites, etc.) are protected under copyright and/or other intellectual property. The contents are the sole property of their respective editors. Any copying, reproduction, use, adaptation, alteration, modification, translation, dissemination, complete or partial, of content, whether they belong to DELABIE UK Limited or a third party which has granted the rights to DELABIE UK Limited, by any means whatsoever, is illegal except for the limiting rights that are granted below, and/or private copying for the exclusive use of the copier. The content presented in our communication and business tools may be subject to change without notice and are provided without warranty of any kind, express or implied, and cannot give rise to any right to compensation. Protected content may be specifically identified by the following copyright notices: © or "All rights reserved".

The names and logos appearing in our catalogues and websites are registered trademarks. These distinctive marks are the exclusive property of DELABIE UK Limited or third parties who have granted the rights to DELABIE UK Limited. Any use, complete or partial reproduction, or imitation of these marks is prohibited without prior express consent of DELABIE UK Limited.

Alteration and modification of the contents or their use for any purpose other than that authorised, constitute an infringement of DELABIE UK Limited's, or a third party's, property rights. With the following limitations, DELABIE UK Limited grants you the right to download and distribute the content:

- where the download function exists
- for non-commercial purposes
- in good faith
- for maintaining the proprietary notices intact, and for the publication or posting of existing

content online, if such information is stated. This right should in no way be interpreted as a trademark or copyright license for the aforementioned content.

PERSONAL DATA PROTECTION:

In line with the General Data Protection Regulation (GDPR), DELABIE is doing everything necessary to limit to a bare minimum the collection of personal data, and its conservation and ensure its protection.

DELABIE only uses this data for its own use for purposes of information and commercialisation of its products. It is not, under any circumstances, given to third parties.

The right of access, rectification, removal and opposition to the processing in addition to the limitation and transferability of your data is possible on request to our Data Protection Officer (DPO) at DELABIE via email (dpo@delabie.fr) or recorded delivery with a photocopy of a photo ID to the following address: DELABIE, Henderson House, Hithercroft Road, Wallingford, OX10 9DG.

To improve our services and for training purposes, calls to DELABIE may be recorded. These recordings will not be retained, and will be systematically deleted within a maximum period of 48 hours.

TERRITORIAL EXCLUSIVITY:

Our wholesalers are authorised to sell in the UK and its offshore territories. For all other countries, the Company has entered into exclusive agreements with import and distribution companies.

In this context, our UK customers cannot sell our products outside their national borders unless they have express agreement from us.

JURISDICTION:

These terms of business are governed by English and Welsh law. Acceptance of an order in stock constitutes a contract under English and Welsh law. All disputes arising from the contract in connection with these terms shall be subject to the exclusive jurisdiction of the English Court, even if there is an appeal and there are multiple defendants, and regardless of the delivery location or stipulated payment. The Company may vary these terms of business from time to time by giving you reasonable written notice. All clauses to the contrary will be considered void by the mere fact of having dealt with our company.

AVAILABLE CATALOGUES:



DOC 609UK: Water Controls for Public and Commercial Places

DOC 900UK: Water Controls for Healthcare Facilities and Retirement Homes

DOC 950UK: Accessibility and Independence - Hygienic Accessories for Public and Commercial Places

DOC 750UK: Stainless Steel Sanitary Ware

DOC 200UK: Water Controls for Professional Catering



DELABIE

Delabie UK Ltd
Reg No: 1764854 England
Reg Office: Henderson House
Hithercroft Road, Wallingford, Oxon
OX10 9DG



UK RECOMMENDED PRICE EXCL. VAT
FROM 01/01/2025 TO 31/12/2025

These prices may be subject to change



3 456330 139526

DOC 950UK - 11/2024

This document was printed on paper certified PEFC (PEFC/10-32-3010)