


DELABIE



Water Controls for **Public and Commercial Places**




Water Controls for **Healthcare Facilities and Retirement Homes**



Accessibility and Independence
Hygienic Accessories



Stainless Steel Sanitary Ware



Water Controls for **Professional Catering**

2021 Price List

UK recommended price excl. VAT from 01/01/2021

CONTACTS

HEAD OFFICE & PRODUCTION SITE

18, rue du Maréchal Foch
80130 Friville
FRANCE

UK OFFICE

Henderson House
Hithercroft Road
Wallingford
Oxon
OX10 9DG

delabie.co.uk

Please contact our Sales Team for details of your local Sales Representative (13 Area Sales Managers cover the UK market).

SALES

Tel. 01491 824449
Fax 01491 825727
orders@delabie.co.uk

QUOTES & PROJECTS

Tel. 01491 821822
Fax 01491 825727
quotes@delabie.co.uk

TECHNICAL SUPPORT

Tel. 01491 821821
Fax 01491 825727
technical@delabie.co.uk



Water Controls for Public and Commercial Places

- Electronic or time flow controls for basins, showers, urinals and WCs
- Thermostatic mixing valves
- Frame systems
- Safety controls



Water Controls for Healthcare Facilities and Retirement Homes

- Terminal filters
- Water controls for healthcare professionals
- Water controls for patient accommodation
- Sanitary ware
- Safety controls



Accessibility and Independence Hygienic Accessories

- DOC M packs
- Grab bars
- Shower seats
- Hygienic accessories for public and commercial places



Stainless Steel Sanitary Ware

- Washbasins - Hand washbasins
- WCs - Urinals
- Shower trays
- Combinations - Surgical sinks - Disposal sinks



Certification
ISO 9001: 2015
quality management
systems

ACS

Certificate of Sanitary Conformity.
All DELABIE products conform to the CPDW* directive modified 29/05/1997, and the French Ministry of Health circular DGS/SD7A2002 no. 571 dated 25/11/2002.

* Construction Products in Contact with Drinking Water (European Commission).



Water Controls for Professional Catering

- Pre-rinse sprays with hand spray
- Mixers for plunger sinks
- Non-contact controls
- Specialist Products

REF.	DESCRIPTION	£ **	REF.	DESCRIPTION	£ **
03LD.10P	10 × Flow rate limiters, 3lpm	9.68	120172	BAILA basin no tap hole 304 st steel satin exterior pol int	616.99
03LDCAR.10P	10 × 3 lpm flow rate restrictors for non-return valves	9.34	120180	MINI BAILA basin no tap hole 304 satin st steel w/o overflow	385.86
05LD.10P	10 × Flow rate limiters, 5lpm	9.68	120182	MINI BAILA basin no tap hole 304 st steel satin ext pol int	489.68
05LDCAR.10P	10 × 5 lpm flow rate restrictors for non-return valves	9.34	120240	CANAL trough L600 no tap hole right waste 304 satin st steel	324.83
075050	Repair kit - Air operated valve 1/2" secureflow	89.83	120250	CANAL trough L1200 no tap hole right waste 304 satin st steel	410.30
098020	Discontinued	-	120260	CANAL trough L1400 no tap hole right waste 304 satin st steel	453.49
100209	2 × Bumper for CANAL wash trough	29.82	120270	TRAPEZ basin no tap hole 304 satin st. steel w/o overflow	329.06
100240	Splashback L.600 H.300 304 stainless steel satin finish	68.91	120280	CANAL trough L1800 no tap hole right waste 304 satin st steel	499.77
100250	Splashback L.1200 H.300 304 stainless steel satin finish	111.63	120300	CANAL trough L2400 no tap hole right waste 304 satin st steel	621.68
100260	Splashback L.1400 H.300 304 stainless steel satin finish	124.22	120310	CANAL trough L3000 no tap hole right waste 304 satin st steel	685.43
100280	Splashback L.1800 H.300 304 stainless steel satin finish	154.33	120390	DUPLO RP twin basin no tap hole 304 sat st steel w/o overflow	730.11
100300	Splashback L.2400 H.300 304 stainless steel satin finish	221.10	120400	PMR XS basin vert waste no tap hole 304 satin stainless steel	236.52
100310	Splashback L.3000 H.300 304 stainless steel satin finish	251.10	120430	FRAJU basin no tap hole no overflow 304 st steel satin	313.64
100509	Silicone membrane for DELTA WF waterless urinal	42.38	120440	FRAJU PMR basin no tap hole no overflow 304 st steel satin	359.92
100519	Trap + waste + connector for FINO WF water free urinal	46.28	120470	HEMI inset basin Ø310 304 satin stainless steel w/o overflow	97.36
100569	Inlet socket union for squat WC Ø55	37.75	120471	HEMI inset basin Ø310 304 bright pol st steel w/o overflow	137.12
100589	Discontinued	-	120490	HEMI inset basin Ø385 304 satin stainless steel w/o overflow	117.28
100590	LISO urinal divider 304 stainless steel satin	400.77	120491	HEMI inset basin Ø385 304 bright pol st steel w/o overflow	156.70
100600	LISO XL urinal divider 304 stainless steel satin	448.61	120550	MINIMAL basin no tap hole 304 satin st steel w/o overflow	307.46
100610	TU urinal divider 304 stainless steel satin	251.64	120650	QUADRA basin no tap hole 304 satin st steel without overflow	335.85
100900	Divider for wall mtd multi urinal 304 stainless steel satin	130.36	120652	QUADRA counter top basin no taphole 304 SS satin ext pol int	430.91
100930	Trap cover for FRAJU washbasin	123.40	120710	REDO basin no tap hole 304 satin stainless steel w/o overflow	287.94
101309	Silicone membrane for HYBRIMATIC and waterless urinals	42.38	120720	REDO-T basin no tap hole 304 satin st steel w/o overflow	548.43
101319	Trap + waste + connector for HYBRIMATIC FINO urinal	122.85	120750	TRIPL0 RP 3 basins no tap hole 304 satin st steel w/o overflow	1,018.05
101339	6V battery unit for HYBRIMATIC FINO urinal	17.86	120800	FACIL basin no tap hole 304 satin stainless steel w/o overflow	274.36
101419	Replaced by 102419	-	120810	UNITO counter top basin no tap hole no overflow 304 sat SS	318.29
101429	*WC seat BCN white Duroplast (while stk then ref. 102419)	56.56	120820	Replaced by 120810	-
101619	WC seat no lid S21/700 black polyethylene	102.84	120830	UNITO wall mtd basin no tap hole no overflow 304 satin SS	318.29
101819	Replaced by 102819	-	121130	BOB wall mtd basin right tap hole Ø35 304 st steel sat	323.18
101829	*WC seat S21/700 white Duroplast (while stk then ref. 102819)	61.70	121150	AQUEDUTO wall mtd basin centre hole Ø35 304 st steel satin	596.63
101P	Hat & coat hook polished stainless steel	13.64	121170	BAILA basin Ø35 ctr tap hole 304 satin st. steel w/o overflow	514.15
102019	Discontinued	-	121180	MINI BAILA basin Ø35 ctr taphole 304 satin st st no overflow	385.86
102029	*WC seat with lid PMR high gloss white MDF (while stock)	133.68	121240	CANAL trough L600 Ø22 tap hole right waste 304 satin st steel	324.83
102400	Hinged stainless steel grid for ref 182400	52.98	121250	CANAL trough L1200 2 Ø22 tap holes right waste 304 satin st st	410.30
102419	Slim WC seat with lid BCN black Duroplast	51.42	121260	CANAL trough L1400 2 Ø22 tap holes right waste 304 satin st st	453.49
102629	Slim WC seat with lid WCeram white Duroplast	51.42	121270	TRAPEZ basin Ø35 ctr tap hole 304 satin st. steel w/o overflow	329.06
102819	Slim WC seat with lid S21 black Duroplast	51.42	121280	CANAL trough L1800 3 Ø22 tap holes right waste 304 satin st st	499.77
102839	Slim WC seat with lid S21 grey Duroplast	51.42	121300	CANAL trough L2400 4 Ø22 tap holes right waste 304 satin st st	621.68
110100	BCN P floor standing WC horizontal inlet 304 st steel satin	786.67	121310	CANAL trough L3000 5 Ø22 tap holes right waste 304 satin st st	685.43
110110	BCN S wall mtd WC horizontal inlet 304 stainless steel satin	668.41	121390	DUPLO RP twin basin Ø35 tap hole 304 sat st steel w/o overflow	730.11
110112	Wall-hung BCN S WC pan horiz inlet 304 SS satin ext pol int	812.37	121430	FRAJU basin Ø35 ctr tap hole 304 satin st. steel w/o overflow	313.64
110300	S21 P floor standing WC horizontal inlet 304 st steel satin	817.51	121440	FRAJU PMR basin tap hole Ø35 no overflow 304 st steel satin	359.92
110310	S21 S wall mtd WC horizontal inlet 304 stainless steel satin	777.34	121550	MINIMAL basin Ø35 ctr tap hole 304 satin st steel w/o overflow	307.46
110310PAD	S21 S wall mtd WC 304 SS satin + 2 × Black protective pads	872.97	121710	REDO basin Ø35 ctr tap hole 304 satin st. steel w/ overflow	287.94
110390	MONOBLOCO S21 WC 304 stainless steel satin with cistern	1,122.92	121720	REDO-T basin Ø35 ctr tap hole 304 satin st steel w/o overflow	548.43
110700	700 P floor standing WC horizontal inlet 304 st steel satin	997.47	121750	TRIPL0 RP 3 basins Ø35 tap hole 304 sat st steel w/o overflow	1,018.05
110710	700 S wall mtd WC horizontal inlet 304 stainless steel satin	956.33	121800	FACIL basin Ø35 right tap hole 304 satin st steel w/o overflow	274.36
110790	MONOBLOCO 700 PMR WC 304 stainless steel satin with cistern	1,192.85	121810	UNITO counter top basin Ø35 ctr hole no overflow 304 sat SS	362.35
111300	S21 P floor standing WC vertical inlet 304 satin st steel	881.07	121820	Replaced by 121810	-
111700	700 P floor standing WC vertical inlet 304 satin st steel	1,046.13	121830	UNITO wall mtd basin Ø35 ctr tap hole no o/flow 304 satin SS	362.35
112518	WCeram S wall mounted WC horizontal inlet ceramic	166.48	122240	CANAL trough L600 no tap hole left waste 304 satin st steel	324.83
113610	Squat WC SHA 700 1 spreader no siphon Ø1" 304 st steel satin	362.07	122250	CANAL trough L1200 no tap hole left waste 304 satin st steel	410.30
113620	Squat WC SHA 700 1 spreader w. siphon Ø1" 304 st steel satin	503.26	122260	CANAL trough L1400 no tap hole left waste 304 satin st steel	453.49
113710	Squat WC SHA XS 1 spreader no siphon 304 st steel satin	282.37	122280	CANAL trough L1800 no tap hole left waste 304 satin st steel	499.77
113720	Squat WC SHA XS 1 spreader with siphon 304 st steel satin	423.56	122300	CANAL trough L2400 no tap hole left waste 304 satin st steel	621.68
120110	ALGUI counter top basin no tap hole 304 st steel satin	411.33	122310	CANAL trough L3000 no tap hole left waste 304 satin st steel	685.43
120112	ALGUI counter top basin no tap hole 304 SS satin ext pol int	539.87	122650	QUADRA basin Ø35 left tap hole 304 satin st steel w/o overflow	335.85
120130	BOB wall mtd basin no tap hole 304 st steel satin	323.18	122800	FACIL basin Ø35 left tap hole 304 satin st steel w/o overflow	274.36
120150	AQUEDUTO wall mtd basin no tap hole 304 st steel satin	596.63	123240	CANAL trough L600 Ø22 tap hole left waste 304 satin st steel	324.83
120170	BAILA basin no tap hole 304 satin stainless steel w/o overflow	514.15	123250	CANAL trough L1200 2 Ø22 tap holes left waste 304 satin st st	410.30

References prefixed by * are available while stocks last. References are listed in ascending alphanumeric order.

** Price excludes VAT.

REF.	DESCRIPTION	£ **	REF.	DESCRIPTION	£ **
123260	CANAL trough L1400 2 Ø22 tap holes left waste 304 satin st st	453.49	134118	DELTACÉRAM wall mtd urinal top inlet ceramic	195.87
123280	CANAL trough L1800 3 Ø22 tap holes left waste 304 satin st st	499.77	134170	DELTA wall mtd urinal top inlet 304 stainless steel satin	487.33
123300	CANAL trough L2400 4 Ø22 tap holes left waste 304 satin st st	621.68	134710	DELTA urinal top inlet vertical waste 304 st steel satin	487.33
123310	CANAL trough L3000 5 Ø22 tap holes left waste 304 satin st st	685.43	134718	DELTACÉRAM wall mtd urinal back inlet ceramic	215.47
123400	PMR XS basin vert waste Ø35 right tap hole 304 satin st steel	236.52	134770	DELTA wall mtd urinal back inlet 304 stainless steel satin	487.33
123650	QUADRA basin Ø35 right tap hole 304 satin st st w/o overflow	335.85	134772	DELTA urinal rear inlet 304 st steel satin exterior pol int	584.82
124170	BAILA basin no tap hole 304 satin stainless steel w/ overflow	533.75	135010	FINO WF wall mounted water free urinal 304 st steel satin	376.30
124270	TRAPEZ basin no tap hole 304 satin stainless steel w/ overflow	348.65	135110	FINO wall mtd urinal top inlet 304 stainless steel satin	354.88
124390	DUPLO RP twin basin no tap hole 304 sat st steel w/ overflow	769.28	135710	FINO wall mtd urinal back inlet 304 stainless steel satin	354.88
124430	FRAJU basin no tap hole 304 satin stainless steel w/ overflow	329.06	1358	ECO telescopic curtain rail Ø20 - 0.8-2.10m polished alu	17.97
124440	FRAJU PMR basin no tap hole 304 satin st steel with overflow	379.51	1367	Angled curtain rail Ø20 - 0.9x0.9m polished stainless steel	73.58
124470	HEMI inset basin Ø310 304 satin stainless steel with overflow	112.66	138	*Robe hook chrome plated brass (whl stk then 510047P)	6.71
124471	HEMI inset basin Ø310 304 bright pol st steel with overflow	156.70	1381	Shower curtain 0.9x2m white PVC	12.91
124490	HEMI inset basin Ø385 304 satin stainless steel with overflow	136.87	1382	Shower curtain 1.2x2m white PVC	14.10
124491	HEMI inset basin Ø385 304 bright pol st steel with overflow	176.29	1386	Shower curtain 1.8x2m white PVC	17.45
124550	MINIMAL basin no tap hole 304 satin st steel with overflow	327.06	138770	Replaced by 135710	-
124650	QUADRA basin no tap hole 304 satin st steel with overflow	355.42	1449	Round pedal bin 3L white powder-coated	34.64
124710	REDO basin no tap hole 304 satin stainless steel with overflow	307.51	150022D	Discontinued	-
124720	REDO-T basin no tap hole 304 satin st steel with overflow	568.03	150100	700x700 shower tray depth 60mm 304 stainless steel satin	205.66
124750	TRIPLO RP 3 basins no tap hole 304 satin st steel w/ overflow	1,076.80	150300	800x800 shower tray depth 60mm 304 stainless steel satin	252.78
124800	FACIL basin no tap hole 304 satin stainless steel w/ overflow	293.94	150500	PMR 800x800 shower tray depth 30mm 304 stainless steel satin	380.48
124810	Discontinued	-	150600	PMR 900x900 shower tray depth 30mm 304 stainless steel satin	431.89
124820	Discontinued	-	1530	ECO grab bar Ø25 L300 white powder-coated stainless steel	22.51
125170	BAILA basin Ø35 ctr tap hole 304 satin st. steel with overflow	533.75	1550	ECO grab rail 135° Ø25 220x220 white pwd-ctd stainless steel	33.68
125270	TRAPEZ basin Ø35 ctr tap hole 304 satin st. steel w/ overflow	348.65	158100	Stopcock 1/2" with vacuum breaker + 1/4 turn ceramic head	95.53
125390	DUPLO RP twin basin Ø35 tap hole 304 sat st steel w/ overflow	769.28	1583	Flexible white PVC hose FF1/2" L.1.00m	23.50
125430	FRAJU basin Ø35 ctr tap hole 304 satin st steel w/ overflow	329.06	15846	Trigger hand spray bed pan cleaner M1/2" inverted jet	97.71
125440	FRAJU PMR basin Ø35 tap hole 304 satin st steel with overflow	379.51	1585	Wall hook for washbasin push-button operated hand spray	16.28
125550	MINIMAL basin Ø35 ctr tap hole 304 satin st steel w/ overflow	327.06	160130	BOB TC wall mtd basin no tap hole 304 st steel satin finish	371.67
125710	REDO basin Ø35 ctr tap hole 304 satin st steel w/ overflow	307.51	160250	PMR XS TC wall mtd basin no tap hole 304 st steel satin finish	330.21
125720	REDO-T basin Ø35 ctr tap hole 304 satin st steel w/ overflow	568.03	160300	Combi KOMPACT basin WC wall mtd right 304 st steel satin	2,252.51
125750	TRIPLO RP 3 basins Ø35 tap hole 304 satin st steel w/ overflow	1,076.80	160310	S21 S TC wall mtd WC horizontal inlet 304 st steel satin	777.34
125810	Discontinued	-	160330	COMMISSARIAT SD antivandal rec washbasin st steel satin	451.32
125820	Discontinued	-	160340	TEK TC wall mtd basin with integrated tap 304 st steel satin	774.99
126650	QUADRA basin Ø35 left tap hole 304 satin st steel w/ overflow	355.42	160360	DUO S TC R wall mtd basin no tap hole 304 st steel satin	428.16
126800	FACIL basin Ø35 left tap hole 304 satin st steel w/ overflow	293.94	160370	DUO S TC L wall mtd basin no tap hole 304 st steel satin	428.16
127650	QUADRA basin Ø35 right tap hole 304 satin st steel w/ overflow	355.42	160400	Combi KOMPACT basin WC wall mtd left 304 st steel satin	2,252.51
127800	FACIL basin Ø35 right tap hole 304 satin st steel w/ overflow	293.94	160500	Combi KOMPACT basin WC wall mtd centre 304 st steel satin	2,252.51
130000	HYBRIMATIC FINO urinal 304 stainless steel satin battery-op	636.57	160550	WC S21 P TC free standing inline supply 304 st steel satin	817.51
130008	HYBRIMATIC DELTACERAM ceramic urinal battery-operated	499.47	160600	Combi KOMPACT basin WC floor std right 304 st steel satin	2,252.51
130010	HYBRIMATIC FINO urinal 304 stainless steel satin mains rec	675.74	160700	Combi KOMPACT basin WC floor std left 304 st steel satin	2,252.51
130018	HYBRIMATIC DELTACERAM ceramic urinal mains supply recessed	538.65	160710	700 S TC wall mounted WC horizontal inlet 304 st steel satin	1,004.31
130100	L wall mtd multi urinal L1200 top inlet 304 st steel satin	631.79	160770	DELTA TC wall mtd urinal back inlet 304 st steel satin	560.43
130110	L wall mtd multi urinal L1800 top inlet 304 st steel satin	845.95	160800	Combi KOMPACT basin WC floor std centre 304 st steel satin	2,252.51
130120	L wall mtd multi urinal L 2400 top inlet 304 st steel satin	1,017.28	161340	TEK wall mtd basin with integrated tap 304 st steel satin	802.09
130170	Replaced by 135110	-	161360	TEK HW/CW wall mtd basin with integ. tap 304 st steel satin	1,131.15
1301W	Robe hook x 1 hook stainless steel and metal white pwd-ctd	15.12	161440	TEK wall mtd basin + integ electronic tap 304 st steel satin	1,105.45
130200	L recessed urinal L600 back inlet 304 st steel sat	678.69	161600	KOMPACT HW/CW Combi basin WC free stndg right 304 st st sat	2,399.40
130210	L recessed multi urinal L1200 back inlet 304 st steel satin	941.84	161700	KOMPACT HW/CW Combi basin WC free stndg left 304 st st sat	2,399.40
130220	L recessed multi urinal L1800 back inlet 304 st steel satin	1,266.30	161800	KOMPACT HW/CW Combi basin WC free std centre 304 st st sat	2,399.40
1302W	Robe hook x 2 hooks stainless steel and metal white pwd-ctd	27.62	162300	Combi KOMPACT with cistern WC wall mtd right 304 sat st st	2,252.51
130300	LP free standing urinal L600 back inlet 304 st steel satin	719.83	162400	Combi KOMPACT with cistern WC wall mtd left 304 sat st steel	2,252.51
130310	LP free standing urinal L 1200 rear inlet 304 st steel satin	1,028.57	162500	Combi KOMPACT with cistern WC wall mtd ctr 304 sat st steel	2,252.51
130320	LP free standing urinal L 1800 rear inlet 304 st steel satin	1,285.39	162600	Combi KOMPACT cistern WC floor std right 304 sat st steel	2,252.51
1303W	Robe hook x 3 hooks stainless steel and metal white pwd-ctd	42.72	162700	Combi KOMPACT cistern WC floor std left 304 sat st steel	2,252.51
1306T1	Tubular swivel spout Ø22 H140 L150	87.55	162800	Combi KOMPACT cistern WC floor std centre 304 sat st steel	2,252.51
1306T2	Tubular swivel spout Ø22 H260 L200	101.37	164130	BOB HD wall mtd basin no tap hole 304 satin stainless steel	371.67
1306T3	Tubular swivel spout Ø22 H260 L300	110.24	164770	DELTA HD wall mtd urinal back inlet 304 st steel satin	560.43
1316	Swivel column with retractable spray, H200 L220mm	158.09	1660	Toilet paper dispenser 2 rolls polished 304 stainless steel	129.24
132306	MINERALCAST PMR wall mounted basin L.785 Ø35 centre hole	543.54	1660S	Toilet paper disp. 2 rolls 304 stainless steel satin finish	129.24
133788	EASY-D ceramic urinal pack with TEMPOSOF 2 inline valve	282.06	1661	Toilet paper disp. 2 rolls white pwd-ctd 304 stainless steel	129.24
133888	EASY-D ceramic urinal pack with TEMPOSOF 2 angled valve	264.92	166300	Combi KOMPACT TC basin WC wall mtd right 304 st steel satin	2,252.51

References prefixed by * are available while stocks last. References are listed in ascending alphanumerical order.

** Price excludes VAT.

REF.	DESCRIPTION	£ **
166400	Combi KOMPACT TC basin WC wall mtd left 304 st steel satin	2,252.51
166500	Combi KOMPACT TC basin WC wall mtd centre 304 st steel satin	2,252.51
166600	Combi KOMPACT TC basin WC floor std right 304 st steel satin	2,252.51
166700	Combi KOMPACT TC basin WC floor std left 304 st steel satin	2,252.51
166800	Combi KOMPACT TC basin WC floor std centre 304 st steel sat	2,252.51
167500	Replaced by 160770	-
180100	ILHA free standing water fountain H915 304 st steel satin	573.01
180110	ILHA JR free std water fountain H800 304 st steel satin	541.72
180130	Hospital plaster sink wall mounted 304 stainless steel satin	1,149.46
180140	Floor standing combi basin sink 304 stainless steel satin	819.79
180150	Floor standing cleaners sink 304 stainless steel satin	577.38
180170	Wall mounted cleaners sink 304 stainless steel satin	323.93
1801T2	Wall mounted base + 1 BIOCLIP disposable spout, panel fix	92.48
180300	SXL hand wash free standing right hole Ø22 304 st steel sat	600.06
180330	GENOU wall mtd hand wash right tap hole Ø22 304 st steel sat	401.05
1804T2	Wall mounted base + 2 BIOCLIP st. steel spouts, panel fix	162.90
180800	SD wall mounted water fountain 304 stainless steel satin	290.00
180820	SD water fountain with swan neck tap 304 st steel satin	350.00
181000	Surgical scrub trough high upstand L.700 304 st steel satin	1,151.71
181020	Surgical scrub trough low upstand L.700 304 st steel satin	1,048.89
181100	Surgical scrub trough L700 1 tap hole Ø22 304 st steel satin	1,151.71
181200	Surgical scrub L.700 2 tap holes Ø22 c-c 150 304 st st satin	1,151.71
181310	SXS hand washbasin w/o tap 304 satin st steel	223.38
181320	SXS hand washbasin w/o tap with upstand 304 satin st steel	265.11
182000	Surgical scrub trough high upstand L.1400 304 st steel satin	1,419.08
182020	Surgical scrub trough low upstand L.1400 304 st steel satin	1,371.79
182060	XL P floor std disposal sink horiz inlet 304 st steel satin	1,099.89
182070	XL P floor std disposal sink vert inlet 304 st steel satin	1,099.89
182100	Surgical scrub L.1400 2 tap holes Ø22 304 st steel satin	1,419.08
182160	XL S wall mtd disposal sink horiz inlet 304 st steel satin	1,106.71
182200	Surgical scrub L.1400 4 tap holes Ø22 c-c 150 304 st st satin	1,419.08
182310	SXS hand washbasin mechanical complete 304 satin st steel	416.46
182320	SXS hand washbasin mechanical complete with upstand 304 satin st steel	458.21
182400	Wall mtd sink with splashback 304 pol satin stainless steel	277.66
183000	Surgical scrub trough high upstand L.2100 304 st steel satin	1,501.34
183020	Surgical scrub trough low upstand L.2100 304 st steel satin	1,439.64
183100	Surgical scrub L.2100 3 tap holes Ø22 304 st steel satin	1,501.34
183200	Surgical scrub L.2100 6 tap holes Ø22 c-c 150 304 st st satin	1,501.34
184310	SXS hand washbasin electronic complete 304 satin st steel	682.60
18431015	WRAS SXS hand washbasin elect. complete 304 st steel	755.67
184320	SXS hand washbasin electronic complete with upstand 304 satin st steel	723.32
18432015	WRAS SXS hand washbasin elect. complete with upstand 304 st steel	796.37
185000	HYGIENE surgical scrub high upstand L.700 304 st steel satin	1,401.75
185020	HYGIENE surgical scrub low upstand L.700 304 st steel satin	1,302.60
18502015	HYGIENE surgical scrub low upstand L.800 304 st steel satin	1,393.38
185100	HYGIENE surgical scrub L700 1 taphole Ø22 304 st steel satin	1,401.75
185200	HYGIENE surg scrub L700 2 tapholes Ø22 c-c 150 304 st st sat	1,401.75
186000	HYGIENE surgical scrub high upstand L.1400 304 st st satin	1,733.67
186020	HYGIENE surgical scrub low upstand L.1400 304 st steel satin	1,594.85
18602015	HYGIENE surgical scrub low upstand L.1600 304 st steel satin	1,701.86
186100	HYGIENE surgical scrub L1400 2 tap holes Ø22 304 st st satin	1,733.67
186200	HYGIENE surg. scrub L.1400 4 tap holes Ø22 c-c 150 304 st st	1,733.67
187000	HYGIENE surgical scrub high upstand L2100 304 st steel satin	2,112.53
187020	HYGIENE surgical scrub low upstand L.2100 304 st steel satin	1,940.31
18702015	HYGIENE surgical scrub low upstand L.2400 304 st steel satin	2,102.90
187100	HYGIENE surgical scrub L2100 3 tap holes Ø22 304 st st satin	2,112.53
187200	HYGIENE surg. scrub L.2100 6 tap holes Ø22 c-c 150 304 st st	2,112.53
188000	Satin finish 304 st st hygiene hand washbasin w/ high upstand	602.31
200000	Pre-mixer COMPACT MF1/2" for basin non return valves	69.42
20002	2 x BIOCLIP stainless steel spouts L129mm Ø28	86.37
20003	2 x BIOCLIP stainless steel spouts L77mm Ø28	81.34
20015	15 x BIOCLIP disposable spouts L125mm Ø22	79.63

REF.	DESCRIPTION	£ **
20040.10P	10 x BIOFIL sterile spouts with integrated filter L138mm Ø22	777.66
20050A.10P	*10 x BIOFIL sterile cart filt A rain (whl stk thn 20250.10P)	751.73
20050P.10P	*10 x BIOFIL sterile cart filt P rain (whl stk thn 20250.10P)	751.73
20051A.10P	*10 x BIOFIL sterile cart filt lam flow(whl stk thn20251.10P)	751.73
20051P.10P	*10 x BIOFIL sterile cart filt lam flow(whl stk thn20251.10P)	751.73
20060.10P	*10 x BIOFIL sterile shower head (while stock then 20261.10P)	848.73
20061.10P	*10 x BIOFIL sterile thrd shower head (whl stk thn 20261.10P)	848.73
20164T1	Electronic mix 230V high swivel spout H165 L160, lever L100	561.82
20164T4	Electronic mix 230V high swivel spout H305 L250, lever L100	604.58
20250.10P	10 x BIOFIL 2M sterile tap filter, shower flow	688.42
20251.10P	10 x BIOFIL 2M sterile tap filter, straight flow	688.42
20261.10P	10 x BIOFIL 2M sterile screw-in shower filter	772.37
20350.10P	10 x BIOFIL 3M sterile tap filter, shower flow	833.94
20351.10P	10 x BIOFIL 3M sterile tap filter, straight flow	833.94
20361.10P	10 x BIOFIL 3M sterile screw-in shower filter	861.92
204001	Deck mounted fixed spout M1/2" L150 H170 Ø16 FS 3lpm	62.80
20450.10P	10 x BIOFIL 4M sterile tap filter, shower flow	917.89
20451.10P	10 x BIOFIL 4M sterile tap filter, straight flow	917.89
20461.10P	10 x BIOFIL 4M sterile screw-in shower filter	945.87
20464T1	Elect battery mix, high swivel spout H165 L160, lever L100	624.90
20464T4	Elect battery mix, high swivel spout H305 L250, lever L100	647.61
20801T2	Wall mtd elect tap with BIOCLIP disposable spout, panel fix	386.30
20804T2	Wall mtd elect tap with 2 BIOCLIP st steel spouts panel fix	477.20
20804T215	Wall mtd elect tap 2 BIOCLIP st steel spouts 15mm panel fix	499.91
20870T1	Elect mixer H160 w. swivel spout + 2 BIOCLIP st steel spouts	635.09
20870T3	Elect mixer H300 w. swivel spout + 2 BIOCLIP st steel spouts	659.56
20871T1	Elect mixer H160 w. swivel spout + BIOCLIP disposable spout	561.82
20871T3	Elect mixer H300 w. swivel spout + BIOCLIP disposable spout	586.27
22.5P	5 x Scale proof aerator F22/100	28.77
2210	Mechanical sink mixer swivel spout H145 L225mm sculpt lever	148.12
2210L	Mechanical sink mixer swivel spout H145 L225mm Hygiene lever	162.90
2211	Mech sink mixer swivel spout/ret. spray H105mm, solid lever	248.23
2211CP	Counterweight for mixers with retracting hand spray	10.48
2211EP	EP sink mixer swivel spout/ret. spray H105mm, solid lever	283.69
2211L	Mech sink mixer swivel spout/ret spray H105mm Hygiene lever	254.16
2211LEP	EP sink mixer swivel spout/ret. spray H105mm, Hygiene lever	289.61
2220	Mechanical basin mixer H60mm, pop-up waste, sculptured lever	102.25
2220L	Mechanical basin mixer H60mm, pop-up waste, Hygiene lever	117.02
2221	Mech. basin mixer H60mm, no pop-up waste, sculptured lever	98.85
2221L	Mechanical basin mixer H60mm, no pop-up waste, Hygiene lever	113.62
222428	Key for removing aerators F22x100 M24x100 M28x100	6.08
222429	Key for flow straightener removal, aerator, biosafe M16.5/100	3.62
2239	Mechanical shower mixer, sculptured lever, offset SC unions	142.22
2239EP	EP shower mixer, sculptured lever, offset SC unions	197.15
2239EPHYG	Auto-drain shower kit with mixer 2239EP, SC unions	245.95
2239EPKIT	Shower kit with mixer 2239EP, SC unions	280.90
2239EPS	EP shower mixer, sculptured lever, offset standard unions	164.52
2239EPSHYG	Auto-drain shower kit with mixer 2239EPS, offset std unions	213.35
2239EPSKIT	Shower kit with mixer 2239EPS, offset standard unions	248.29
2239S	Mechanical shower mixer, sculptured lever, offset std unions	109.12
2252S	Wall mtd mech shower bath mixer sculpt lever, offset std	183.19
23015	Water hammer absorber, F1/2" H90	24.58
23020	Water hammer absorber, F3/4" H92	29.06
23026	Water hammer absorber, F1" H98	61.52
23033	Water hammer absorber, F1 1/4" H103	110.02
23040	Discontinued	-
2359	Straight curtain rail polished st steel Ø20 - 1m cut-to-size	45.70
2390	Sleeve connector for 2 tubes Ø20	8.28
2392	2 x Fixing plates for tube Ø20	26.69
2393	Angled connector for tube Ø20	19.89
2396	Polished stainless steel tube Ø20 L600	12.66
2397	Polished stainless steel tube Ø20 L700	14.30

References prefixed by * are available while stocks last. References are listed in ascending alphanumerical order.

** Price excludes VAT.

REF.	DESCRIPTION	£ **	REF.	DESCRIPTION	£ **
2398	Polished stainless steel tube Ø20 L800	16.03	2564T1EP	EP mixer with high swivelling spout H165 L.140, Hygiene lever	240.95
2399	Polished stainless steel tube Ø20 L900	17.67	2564T2	Mechanical mixer high swivel spout H165 L.220mm Hygiene lever	217.75
24.5P	5 X Scale proof aerator M24/100	28.77	2564T2EP	EP mixer with high swivelling spout H165 L.220, Hygiene lever	251.75
2400	Polished stainless steel tube Ø20 L1000	19.38	2564T3	Mechanical mixer high swivel spout H305 L.140mm Hygiene lever	229.57
2436P	Wall mtd sequ. mech mixer, swivel spout L.200 inline SC unions	328.61	2564T3EP	EP mixer with high swivelling spout H305 L.140mm Hygiene lever	263.68
2437	Wall-mtd sequential mech mixer, fixed spout L.200, SC unions	337.72	2564T4	Mechanical mixer high swivel spout H305 L220mm Hygiene lever	238.16
2437S	Wall-mtd sequential mech mixer, fixed spout L.200 offset std	307.44	2564T4EP	EP mixer with high swivelling spout H305 L.220, Hygiene lever	272.19
2443	Recessed mechanical shower mixer behind wall plate Ø116	117.02	2564T5	Mechanical mixer high swivel spout H205 L.170mm Hygiene lever	215.04
2445LEPUK	EP sink mixer c-c 150, fixed spout L200, Hyg L., inline S/C	380.63	2564T5EP	EP mixer with high swivelling spout H205 L.170, Hygiene lever	249.13
2446LEPUK	EP sink mixer c-c 150, fixed spout L150, Hyg L., inline S/C	363.84	2565T1	Mechanical mixer high fixed spout H165 L140mm, Hygiene lever	184.71
2447LEPUK	EP sink mixer c-c 200, fixed spout L150, Hyg L., inline S/C	401.89	2565T1EP	EP mixer high fixed spout H165 L140 Hygiene lever	219.35
2447LUK	Mech sink mixer c-c 200, fixed spout L150, Hyg L., in-L/S/C	345.40	2565T3	Mechanical mixer high fixed spout H305 L140mm, Hygiene lever	214.29
25061T1	Basin mixer with swivel spout H200 L150mm, no waste	198.31	2565T3EP	EP mixer high fixed spout H305 L140mm Hygiene lever	248.38
2506T1	Basin mixer with swivel spout H200 L150mm, with waste	233.44	2565T5	Mechanical mixer high fixed spout H205 L170mm Hygiene lever	193.24
2506T2	Sink mixer with swivel spout H220 L200mm, no waste	202.93	2565T5EP	EP mixer with high fixed spout H205 L170, Hygiene lever	227.31
2506T3	Mixer with swivelling spout H.315 L.300mm, no waste	216.26	256FIX	Fixing plate + threaded rods L. 130mm for mixers	11.35
2510	Mechanical sink mixer swivel spout H155 L230mm sculpt lever	188.09	256P	Fixing plate for mixers	9.09
2510L	Mechanical sink mixer swivel spout H155 L230mm Hygiene lever	202.44	2591	Bed pan cleaner stop cock + trigger hand spray with FS	192.24
2510T	Mechanical sink mixer swivel spout H155 L230mm solid lever	188.09	2592	Bed pan cleaner stop cock + inverted trigger hand spray	200.22
2519	Wall mtd mech mixer swiv spout L200, sculpt lever, SC unions	229.75	2597	Mechanical mixer swivel spout H215 L200mm retractable spray	359.93
2519L	Wall mtd mech mixer swivel spout L200 Hygiene lever,SC unions	240.95	2599	Mixer + column retractable hand spray H200, sculptured lever	263.05
2519LS	Wall mtd mech mixer swiv spout L200 Hygiene lever offset std	193.14	2599EP	EP mixer + column with retractable spray H.200, sculpt lever	296.63
2519S	Wall mtd mech mixer swiv spt L200mm sculpt lever offset std	181.78	260020	Recessed diverter valve	293.11
2520	Mechanical basin mixer H.85mm L.135mm + waste, sculpt lever	169.90	260021	Exposed diverter valve	78.35
2520EP	EP basin mixer H.85mm L.135mm + waste, sculptured lever	203.72	2621	BIOSAFE mechanical basin mixer H95 no waste, solid lever	145.58
2520L	Mechanical basin mixer H.85mm L.135mm + waste, Hygiene lever	180.79	26216	BIOSAFE mech basin mixer H95mm no waste, solid lever, copper	218.27
2520LEP	EP basin mixer H.85mm L.135mm + waste, Hygiene lever	214.37	26216EP	BIOSAFE EP basin mixer H95mm no waste, solid lever, copper	246.26
2520T	Mechanical basin mixer H.85mm L.135mm + waste, solid lever	169.90	26216MINI	BIOSAFE mech basin mixer H50mm no waste, solid lever, copper	201.48
2520TEP	EP basin mixer H.85mm L.135mm + waste, solid lever	203.72	26216MINIEP	BIOSAFE EP basin mixer H50mm no waste, solid lever, copper	232.83
2521	Mechanical basin mixer H.85mm L.135mm no waste, sculpt lever	150.30	2621EP	BIOSAFE EP basin mixer H95 no waste, solid lever	180.50
2521EP	EP basin mixer H.85mm L.135mm no waste, sculptured lever	183.57	2621MINI	BIOSAFE mech basin mixer H50mm no waste, solid lever	131.21
2521L	Mechanical basin mixer H85mm L135mm, no waste, Hygiene lever	161.19	2621MINIEP	BIOSAFE EP basin mixer H50mm no waste, solid lever	166.15
2521LEP	EP basin mixer H85mm L135mm, no waste, Hygiene lever	197.80	2640	Wall-mtd seq mech mix with fixed/swivel spout L120 offset SC	306.28
2521T	Mechanical basin mixer H85mm L135mm, no waste, solid lever	150.30	2640S	Wall-mtd seq mech mix w. fixed/swivel spout L120 offset std	273.67
2521TEP	EP basin mixer H85mm L135mm, no waste, solid lever	183.57	2641	Wall-mtd seq mech mix with fixed/swivel spout L200 offset SC	311.88
2522	Mech. basin mix. with swivel spout H100mm L170mm, sculpt lever	153.39	2641S	Wall-mtd seq mech mix w. fixed/swivel spout L200 offset std	279.27
2522L	Mech. basin mix. with swivel spout H100mm L170mm, Hyg. lever	164.75	2664T1	Sequential mechanical mixer swivel spout H160 L160 Hyg lever	229.47
2522T	Mech. basin mix. with swivel spout H100mm L170mm, solid lever	153.39	2664T2	Sequential mechanical mixer swivel spout H160 L250 Hyg lever	240.13
2526T2	Catering mixer flexible has no retainer H. 325mm max	302.23	2664T3	Sequential mechanical mixer swivel spout H300 L160 Hyg lever	251.96
2539	Mechanical shower mixer, sculptured lever, offset SC unions	164.79	2664T4	Sequential mechanical mixer swivel spout H300 L250 Hyg lever	260.55
2539EP	EP shower mixer, sculptured lever, offset SC unions	221.27	2664T5	Sequential mechanical mixer swivel spout H200 L200 Hyg lever	237.43
2539EPHYG	Auto drain shower kit with mixer 2539EP, SC unions	277.79	2665T1	Sequential mechanical mixer fixed spout H160 L160 Hyg lever	207.10
2539EPKIT	Shower kit with mixer 2539EP, SC unions	313.24	2665T3	Sequential mechanical mixer fixed spout H300 L160 Hyg lever	236.67
2539EPS	EP shower mixer, sculptured lever, offset standard unions	188.66	2665T5	Sequential mechanical mixer fixed spout H200 L200 Hyg lever	215.63
2539EPSHYG	Auto-drain shower kit with mixer 2539EPS, std unions	251.77	2720L	Mechanical basin mixer H.95mm L.105mm + waste, Hygiene lever	204.25
2539EPSKIT	Shower kit with mixer 2539EPS, standard unions	287.25	2720LEP	EP basin mixer H.95mm L.105mm + waste, Hygiene lever	248.03
2539HYG	Auto drain shower kit with mechanical mixer 2539, SC unions	256.62	2720T	Mechanical basin mixer H.95mm L.105mm + waste, solid lever	200.89
2539KIT	Shower kit with mechanical mixer 2539, SC unions	292.09	2720TEP	EP basin mixer H.95mm L.105mm + waste, solid lever	233.44
2539S	Mechanical shower mixer, sculptured lever, offset std unions	131.68	2721L	Mechanical basin mixer H95mm L105mm, no waste, Hygiene lever	189.68
2539SHYG	Auto-drain shower kit with mech mixer 2539S offset std unions	223.53	2721LEP	EP basin mixer H95mm L105mm, no waste, Hygiene lever	233.44
2539SKIT	Shower kit with mechanical mixer 2539S offset standard unions	258.98	2721T	Mechanical basin mixer H95mm L105mm, no waste, solid lever	181.29
2541	Waterproof recessed shower mixer, kit 2/2 (+254BOX)	203.72	2721TEP	EP basin mixer H95mm L105mm, no waste, solid lever	218.86
2541EP	Waterproof recessed EP shower mixer, kit 2/2 (+254BOX)	237.30	2739	Securitouch mechanical shower mixer, sculptured lever, SC	217.28
2542	Mech mixer w. remote control, sculpt lever for retr. spray	119.97	2739EP	SECURITHERM EP shower mixer, sculptured lever, SC unions	268.63
2542EP	EP mixer w. remote ctrl, sculpt lever for retracting spray	155.43	2739EPHYG	Auto drain shower kit w. Securitouch mixer 2739EP, SC unions	328.01
2543	*Recessed waterproof shower mixer (while stock then 2541)	215.12	2739EPKIT	Shower kit with Securitouch mixer 2739EP, SC unions	362.96
254BOX	Waterproof recessed housing for mech shower no elbow kit 1/2	240.66	2739EPS	SECURITHERM EP shower mixer, sculptured lever, offset std	236.02
254CBOX	Waterproof recessed housing for mech shower w elbow kit 1/2	268.65	2739EPSHYG	Auto-drain shower kit w. Securitouch mixer 2739EPS offset std	295.41
2551	Waterproof rec shower mixer with elbow kit 2/2 (+254CBOX)	235.07	2739EPSKIT	Shower kit with Securitouch mixer 2739EPS, offset std unions	330.36
2551EP	Waterproof rec EP shower mixer with elbow kit 2/2 (+254CBOX)	268.65	2739HYG	Auto drain shower kit w. Securitouch mixer 2739, SC unions	276.73
2561D	Hygienic bag dispenser & container stainless steel	247.71	2739KIT	Shower kit with Securitouch mixer 2739, SC unions	311.67
2564T1	Mechanical mixer high swivel spout H165 L.140mm Hygiene lever	207.08	2739S	Securitouch mechanical shower mixer, sculptured lever, std	184.65

References prefixed by * are available while stocks last. References are listed in ascending alphanumerical order.

** Price excludes VAT.

REF.	DESCRIPTION	£ **
2739SHYG	Auto drain shower kit w. Securitouch mixer 2739S, offset std	244.12
2739SKIT	Shower kit w. Securitouch mixer 2739S, offset std unions	279.13
2739T	Securitouch mechanical shower mixer, solid lever, SC unions	217.28
2739TEP	SECURITHERM EP shower mixer, solid lever, SC unions	268.63
2739TEPS	SECURITHERM EP shower mixer, solid lever, standard unions	236.02
2739TS	Securitouch mechanical shower mixer, solid lever, std unions	184.65
28.2P	2 x Scale proof aerator M28/100	22.79
2820L	BIOCLIP mechanical basin mixer H85mm + waste, Hygiene lever	306.77
2820LEP	BIOCLIP EP basin mixer H85mm + waste, Hygiene lever	340.86
2820T	BIOCLIP mechanical basin mixer H85mm + waste, solid lever	295.41
2820TEP	BIOCLIP EP basin mixer H85mm + waste, solid lever	329.48
2821L	BIOCLIP mechanical basin mix H85mm no waste, Hygiene lever	289.73
2821LEP	BIOCLIP EP basin mix H85mm no waste, Hygiene lever	323.80
2821T	BIOCLIP mechanical basin mixer H85mm no waste, solid lever	278.35
2821TEP	BIOCLIP EP basin mix H85mm no waste, solid lever	312.45
2870T1	Mech mixer with BIOCLIP swivel spout H160 +2 st steel spouts	318.41
2870T1EP	EP mixer with BIOCLIP swivel spout H180 +2 st steel spouts	347.29
2870T3	Mech mixer with BIOCLIP swivel spout H320 +2 st steel spouts	343.58
2870T3EP	EP mixer with BIOCLIP swivel spout H320 + 2 st steel spouts	372.08
2871T1	Mech mixer w. BIOCLIP swivel spout H180 + 1 disposable spout	281.12
2871T1EP	EP mixer w. BIOCLIP swivel spout H180 + 1 disposable spout	315.21
2871T3	Mech mixer w. BIOCLIP swivel spout H320 + 1 disposable spout	310.21
2871T3EP	EP mixer w. BIOCLIP swivel spout H.320 + 1 disposable spout	344.28
2900	Toilet paper dispenser 200m white lacquered steel	62.90
2901	Toilet paper dispenser 200m polished 304 stainless steel	95.58
2902	Toilet paper dispenser 200m 304 stainless steel satin finish	95.58
2909	Hypereco toilet paper dispenser 400m white ABS	41.83
2910	Toilet paper dispenser 400m white lacquered steel	79.64
2911	Toilet paper dispenser 400m polished 304 stainless steel	140.28
2912	Toilet paper dispenser 400m 304 stainless steel satin finish	140.28
292015.2P	2 x Moulded wall plate Ø60x21x5 for tap M1/2"	8.52
292020	2 x Moulded wall plate Ø55x27x2 for tap M3/4"	4.84
2920L	Mechanical basin mixer H.100 L.115 with waste, Hygiene lever	213.80
2920LEP	EP basin mixer H.100mm L.115mm with waste, Hygiene lever	247.38
2920T	Mech basin mixer H.100 L.115, with pop-up waste, solid lever	205.96
2920TEP	EP basin mixer H.100 L.115, with pop-up waste, solid lever	239.54
2921L	Mech basin mixer H100 L115, no pop-up waste, Hygiene lever	199.25
2921LEP	EP basin mixer H.100 L.115, no pop-up waste, Hygiene lever	235.07
2921T	Mech basin mixer H.100 L.115, no pop-up waste, solid lever	190.29
2921TEP	EP basin mixer H.100 L.115, no pop-up waste, solid lever	223.87
30040.10P	10 x BIOFIL spouts with integrated filter L.138mm Ø22	766.16
30050A.10P	*10 x BIOFIL cart filter rain (while stock then 30250.10P)	600.17
30050P.10P	*10 x BIOFIL cart filter rain (while stock then 30250.10P)	600.17
30051A.10P	*10 x BIOFIL cart filter lam (while stock then 30251.10P)	600.17
30051P.10P	*10 x BIOFIL cart filter lam (while stock then 30251.10P)	600.17
30060.10P	*10 x BIOFIL shower head (while stock then 30261.10P)	670.34
30061.10P	*10 x BIOFIL threaded shower head (while stock thn 30261.10P)	670.34
301	Robe hook x 1 hook polished stainless steel and chrome	16.44
302	Robe hook x 2 hooks polished stainless steel and chrome	30.19
30250.10P	10 x BIOFIL 2M non-sterile tap filter, shower flow	619.01
30251.10P	10 x BIOFIL 2M non-sterile tap filter, straight flow	619.01
30261.10P	10 x BIOFIL 2M non-sterile screw-in shower filter	677.22
30350.10P	10 x BIOFIL 3M non-sterile tap filter, shower flow	800.35
30351.10P	10 x BIOFIL 3M non-sterile tap filter, straight flow	800.35
30361.10P	10 x BIOFIL 3M non-sterile screw-in shower filter	811.55
303D	Robe hook x 3 hooks polished stainless steel and chrome	46.37
30450.10P	10 x BIOFIL 4M non-sterile tap filter, shower flow	884.31
30451.10P	10 x BIOFIL 4M non-sterile tap filter, straight flow	884.31
30461.10P	10 x BIOFIL 4M non-sterile screw-in shower filter	895.50
304FC	*Conical filter 0.8 for nut 3/8" (while stk then 60438.10P)	3.72
309000	Replaced by 776000	-
310000	SIPHURINOIR vertical siphon +comp seal Ø50/32 H115 chr brass	88.94

REF.	DESCRIPTION	£ **
3110U1	Swan neck fountain tap M3/8"	91.56
311TR1	Swan neck fountain tap for Rilsan tube 4x6	91.56
3120U1	Bubbler tap chromed M3/8" for fountain	71.69
312TR1	Bubbler tap chromed for Rilsan tube 4x6	86.23
315153D	Discontinued	-
318200	Bubbler/spout flush to wall for partitions L.200	72.55
318300	Replaced by 318200	-
319T61	Push button for fountain taps for Rilsan tube 4x6	75.01
3361	Hypereco WC brush set wall or floor mounted	12.32
3362	Toilet brush Nylon (for brush set 3361)	6.50
3364	Eco ceiling support L800 for rail Ø16 st steel + brass	21.98
3365	Eco ceiling support L800 for rail Ø20 st steel + brass	22.37
3372	Ceiling support L1000 for rail Ø16 polished stainless steel	40.62
3450	Rectangular bathroom mirror 420x600 6mm thick	49.79
3451	Rectangular bathroom mirror 360x480 6mm thick	38.80
3452	Unbreakable bathroom mirror 10x385x485 mirror pol st steel	148.20
3453	Unbreakable bathroom mirror 1x400x600 polished st steel	146.60
3454	Rectangular bathroom mirror 500x750 6mm thick	65.41
3458	Unbreakable bathroom mirror 10x485x585 mirror pol st steel	193.11
3459	Unbreakable bathroom mirror 10x595x980 mirror pol st steel	336.86
350504S	Basic grab bar Ø32 L400 stainless steel satin finish	43.20
350504W	Basic grab bar Ø32 L400 white powder-coated	39.50
350505S	Basic grab bar Ø32 L500 stainless steel satin finish	47.09
350505W	Basic grab bar Ø32 L500 white powder-coated	42.22
350506S	Basic grab bar Ø32 L600 stainless steel satin finish	52.18
350506W	Basic grab bar Ø32 L600 white powder-coated	48.44
35050S	Basic grab bar Ø32 L300 stainless steel satin finish	38.84
35050W	Basic grab bar Ø32 L300 white powder-coated	33.02
35082S	Basic grab bar 135° Ø32 400x400 3 fix points st steel satin	69.65
35082W	Basic grab bar 135° Ø32 400x400 3 fix points white pwd-ctd	67.33
35164S	Basic drop-down rail Ø32 L850 stainless steel satin finish	170.73
35440W	Basic T-shaped shower handrail Ø32 1150x500 white pwd-ctd	137.00
35481W	Shower bar + upright Basic Ø32 white powder coated	208.89
355	Straight curtain rail polished st steel Ø16 - 1m cut-to-size	28.56
356	Straight curtain rail polished st steel Ø16 - 2m cut-to-size	47.60
3561	Discontinued	-
3562	Discontinued	-
3565	Toilet roll holder white powder-coated 304 stainless steel	29.42
3569	Wall mounted soap basket angled model polished st steel	33.07
358	ECO telescopic curtain rail Ø20 - 0.76-1.26m polished alu	14.94
359	Extending curtain rail Ø20 polished stainless steel	55.47
360	*Angled curtain rail Ø16 0.7x0.7m pol stst (whl stk then 361)	49.83
361	Angled curtain rail Ø16 - 0.8x0.8m polished stainless steel	48.35
362	Adj angled curtain rail 0.7-0.9m polished stainless steel	80.96
366015.2P	2 x DELABIE water free "LONG LIFE" valve head 1/2"	27.53
370000	BINOPTIC rec basin tap satin 230/12V L110 kit 2/2 (+370SBOX)	402.44
370006	BINOPTIC rec basin tap satin 6V batt L110 kit 2/2 (+370PBOX)	349.47
370010	BINOPTIC rec basin tap pol SS 230/12V L110 kit2/2 (+370SBOX)	415.75
370016	BINOPTIC rec basin tap pol SS 6V batt L110 kit2/2 (+370PBOX)	362.84
370100	BINOPTIC rec basin tap satin 230/12V L190 kit 2/2 (+370SBOX)	404.56
370106	BINOPTIC rec basin tap satin 6V batt L190 kit 2/2 (+370PBOX)	351.56
370110	BINOPTIC rec basin tap pol SS 230/12V L190 kit2/2 (+370SBOX)	417.87
370116	BINOPTIC rec basin tap pol SS 6V batt L190 kit2/2 (+370PBOX)	364.95
370BCIPS	Short spout plate pol. st. st. - mains supply for recessed BINOPTIC	284.03
370BCISP	Short spout plate satin st. st. - batteries for rec. BINOPTIC	261.32
370BCISS	Short spout plate satin st. st. - mains supply for rec. BINOPTIC	284.03
370BCLIPP	Short spout plate pol. st. st. - batteries for recessed BINOPTIC	261.32
370BLIPP	Long spout plate pol. st. st. - batteries for rec. BINOPTIC	272.68
370BLIPS	Long spout plate pol. st. st. - mains supply for rec. BINOPTIC	295.41
370BLISP	Long spout plate satin st. st. - batteries for rec. BINOPTIC	272.68
370BLISS	Long spout plate satin st. st. - mains supply for rec. BINOPTIC	295.41
370PBOX	Waterproof rec housing for BINOPTIC basin 6V battery kit 1/2	131.57

References prefixed by * are available while stocks last. References are listed in ascending alphanumerical order.

** Price excludes VAT.

REF.	DESCRIPTION	£ **	REF.	DESCRIPTION	£ **
370SBOX	Waterproof rec housing for BINOPTIC basin 230/12V kit 1/2	146.94	4049P	WC brush set floor standing without lid polished st steel	51.48
371100	100 tokens Ø24 5-10 min delay	198.53	4049S	WC brush set floor standing without lid st steel satin	51.48
374001	Hypereco liquid soap dispenser 0.9L white ABS	57.79	4050EW	WC brush set floor standing with lid white pwd-ctd st steel	79.96
378015	BINOPTIC basin tap M3/8" mains 230/12V + trans	326.85	4050P	WC brush set floor standing with lid polished st steel	79.96
37801515	BINOPTIC basin tap Ø15 for comp. fitting 230/12V + trans	347.31	4050S	WC brush set floor standing with lid st steel satin finish	79.96
378015LD	BINOPTIC basin tap M3/8" mains 230/12V 1.4 lpm	330.03	4051C	WC brush set wall mounted with lid metallised anth. st steel	86.53
378035	BINOPTIC basins M3/8" matte black mains 230/12V	388.56	4051EW	WC brush set wall mounted with lid white pwd-ctd st steel	86.53
378MCH	BINOPTIC MIX basin mixer M3/8" mains 230/12V + trans	427.99	4051L	WC brush without handle	5.24
378MCH15	BINOPTIC MIX basin mixer Ø15 for CF mains 230/12V + trans	461.10	4051MLC	WC brush assembly with lid metallised antracite st. steel	37.61
378MCHB	BINOPTIC MIX basins M3/8" matte black mixer mains 230/12V	491.22	4051MLMW	WC brush assembly with lid matte white powder-coated st. steel	37.61
378MCHLD	BINOPTIC MIX basin mix M3/8" mains 230/12V 1.4 lpm	431.16	4051MLP	WC brush assembly with lid polished stainless steel	39.64
379	Non slip shower mat white rubber	23.22	4051MLS	WC brush assembly with lid stainless steel satin	36.86
379D13	BINOPTIC c-wall 190 basin tap M3/8" spout L135 mains + trans	335.48	4051MLW	WC brush assembly with lid white epoxy st steel	37.63
379D1315	BINOPTIC c-w 190 basin tap Ø15 for CF spout L135 mains +trans	355.94	4051MW	WC brush set wall mtd with lid matte white pwd-ctd st steel	86.53
379D13LD	BINOPTIC bsin M3/8" tap Xwall 190mm spout L135mm mains 1.4 lpm	338.54	4051N	WC brush wall mounted with ergonomic handle white Nylon	67.08
379DER	BINOPTIC c-wall 190 basin tap M3/8" spout L205 mains + trans	335.48	4051P	WC brush set wall mounted with lid polished stainless steel	86.53
379DER15	BINOPTIC c-w 190 basin tap Ø15 for CF spout L205 mains +trans	355.35	4051S	WC brush set wall mounted with lid stainless steel satin	86.53
379DERLD	BINOPTIC bsin M3/8" tap Xwall 190mm spout L205mm mains 1.4 lpm	338.54	406000	Transformer 230/12V without box, suitable for DIN rail	83.89
379ECM	BINOPTIC MIX recessed/plate basin mix M3/8" mains + trans	654.83	406220	Transformer 230/12V with waterproof box grey PVC	291.42
379ECML	BINOPTIC MIX rec basin mix M3/8" mains + trans, long lever	688.42	4070N	Spare toilet roll holder white Nylon	32.20
379ENC	BINOPTIC rec basin tap M3/8" spout L200 mains + trans	344.13	4070P	Spare toilet roll holder polished stainless steel	39.77
379ENC15	BINOPTIC rec basin tap Ø15 for CF spout L200 mains + trans	364.59	4070S	Spare toilet roll holder polished satin stainless steel	39.77
379ENCB	BINOPTIC basins M3/8" rec. tap matte black spout L.200mm mains	406.09	4081EW	U-shaped toilet roll holder white pwd-ctd stainless steel	28.64
379ENCLD	BINOPTIC recessed basin tap M3/8" spout L200 mains 1.4 lpm	347.31	4081N	U-shaped toilet roll holder white Nylon	18.11
379MCH	BINOPTIC MIX c-wall 110 basin mix M3/8" mains 230/12V +trans	442.78	4081P	U-shaped toilet roll holder polished stainless steel	30.49
379MCH15	BINOPTIC MIX c-wall 110 basin mix Ø15 for CF mains + trans	475.90	4081S	U-shaped toilet roll holder stainless steel satin finish	30.49
379MCHB	BINOPTIC MIX basins M3/8" mix matt black CW110 mains230/12V	506.24	4110P	Shower head holder chrome plated metal for bar Ø25 & Ø32	44.57
381	Shower curtain 0.9x1.8m white PVC	11.31	423	*Lift-up shower seat with slats (while stock then 510420)	183.39
382	Shower curtain 1.2x1.8m white PVC	12.27	428012	Elect control unit 12V for TEMPOMATIC urinal no transformer	369.72
387	Shower curtain 1.8x1.8m white PVC	15.21	428112	Elect control unit 12V for c-wall TEMPOMATIC urinal no trans	281.33
38801515	BINOPTIC basin tap Ø15 for CF H.170mm 230/12V mains supply	369.45	428150	TEMPOMATIC c-wall 155mm urinal valve M1/2" mains 12V	356.43
388035	BINOPTIC basins M3/8" matte black tap H. 170mm mains 230/12V	412.01	428156	TEMPOMATIC urinal valve M1/2" cross wall 155mm battery-op	356.43
388MCHB	BINOPTIC basins M3/8" matte black mixer H. 170mm mains 230/12V	514.48	428200	TEMPOMATIC c-wall 225mm urinal valve M1/2" mains 12V	362.92
388MCHLH15	BINOPTIC MIX basin Ø15 for CF H.170mm mixer 230/12V mains	483.04	428206	TEMPOMATIC urinal valve M1/2" cross wall 225mm battery-op	362.92
390	6 x Shower curtain rings chrome plated brass	21.03	428221	Replaced by 430010	-
390BIS	6 x Shower curtain rings plastic	7.55	428BOX	Replaced by 430SBOX	-
393	Replaced by 510300	-	429101	Solenoid valve M3/4" 12V + filter for TEMPOMATIC urinal	61.05
395	Replaced by 510300	-	430000	TEMPOMATIC 4 recessed urinal st steel satin 230/6V kit 2/2	335.81
39801515	BINOPTIC basin Ø15 for CF H.250mm tap 230/12V mains supply	403.87	430006	TEMPOMATIC 4 recessed urinal st steel satin 6V batt kit 2/2	313.42
398035	BINOPTIC basins M3/8" matte black tap H. 250mm mains 230/12V	446.93	430010	TEMPOMATIC 4 recessed urinal pol st steel 230/6V kit 2/2	335.81
398MCHB	BINOPTIC basins M3/8" matte black mixer H. 250mm mains 230/12V	549.43	430016	TEMPOMATIC 4 recessed urinal pol st steel 6V battery kit 2/2	313.42
398MCHLH15	BINOPTIC MIX basin Ø15 for CF H.250mm mixer 230/12V mains	517.46	430020	TEMPOMATIC 4 recessed urinal white st steel 230/6V kit 2/2	335.81
4042P	Robe hooks x 2 hooks polished stainless steel	25.64	430026	TEMPOMATIC 4 recessed urinal white st steel 6V batt kit 2/2	313.42
4042S	Robe hooks x 2 hooks polished satin stainless steel	25.64	430030	TEMPOMATIC 4 recessed urinal black glass 230/6V kit2/2	453.35
4042W	Robe hooks x 2 hooks white powder-coated stainless steel	23.72	430036	TEMPOMATIC 4 recessed urinal black glass 6V battery kit2/2	430.96
4043EW	Coat hook Ø62 x 65 white powder-coated stainless steel	13.57	430646	Solenoid valve 6V for TEMPOMATIC 4 recessed urinal	72.59
4043N	Coat hook Ø62x65 Nylon	8.49	430845	1/2" union for TEMPOMATIC 4 rec and urinal valve with flexi	15.87
4043P	Coat hook Ø62x65 polished stainless steel	15.03	430CLE	Fork wrench for recessing box	24.99
4043S	Coat hook Ø62x65 stainless steel satin finish	15.03	430PBOX	TEMPOMATIC 4 recessed elect urinal F1/2" 6V batteries kit 1/2	109.19
4047EW	Coat hook Ø62x100 white powder-coated stainless steel	15.24	430PBP	White cover plate battery-op for TEMPOMATIC 4 rec urinal	209.62
4047P	Coat hook Ø62x100 polished stainless steel	15.64	430PBS	White cover plate mains for TEMPOMATIC 4 recessed urinal	232.91
4048C	WC brush set wall mtd without lid metallised anth. st steel	58.06	430PIPP	Pol SS cover plate battery-op for TEMPOMATIC 4 rec urinal	209.62
4048EW	WC brush set wall mounted without lid white pwd-ctd st steel	58.06	430PIPS	Pol st steel cover plate mains for TEMPOMATIC 4 rec urinal	232.91
4048MLC	WC brush assembly without lid metallised anthr. st steel	17.63	430PISP	SS satin cover plate battery-op for TEMPOMATIC 4 rec urinal	209.62
4048MLMW	WC brush assembly without lid matte white pwd-ctd st steel	17.63	430PISS	St steel satin cover plate mains for TEMPOMATIC 4 rec urinal	232.91
4048MLP	WC brush assembly without lid polished st steel	17.42	430PVP	Black glass cover plate batt-op for TEMPOMATIC 4 rec urinal	344.68
4048MLS	WC brush assembly without lid stainless steel satin	16.24	430PVS	Black glass cover plate mains for TEMPOMATIC 4 rec urinal	419.15
4048MLW	WC brush set assembly without lid white epoxy st steel	16.72	430SBOX	TEMPOMATIC 4 recessed electronic urinal F1/2" 230/6V kit 1/2	128.09
4048MW	WC brush set wall mtd without lid matte white pwd-ctd st steel	58.06	431	Replaced by 510430	-
4048P	WC brush set wall mounted without lid polished st steel	58.06	433000	White trigger hand spray H. 168mm, adjustable spray	102.23
4048S	WC brush set wall mounted without lid stainless steel satin	58.06	433003	White scale resistant trigger hand spray H. 208, adj spray	138.62
4049EW	WC brush set floor std without lid white pwd-ctd st steel	51.48	433009	Black scale resistant trigger hand spray H. 208, adj spray	138.62

References prefixed by * are available while stocks last. References are listed in ascending alphanumerical order.

** Price excludes VAT.

REF.	DESCRIPTION	£ **
433010	Black trigger hand spray H. 168mm, adjustable spray	102.23
433011	Shock-resistant trigger-op hand spray with adjustable spray	153.66
433020	Pre-rinse set with hand spray 433000 no vlv, long col F3/4"	407.41
433038	Stainless steel spring guide for pre rinse set	100.25
433050	Wall-mounted bracket	48.41
433095	White food grade hose FF1/2" L0.95m	58.73
433095CH	Black food grade hose FF1/2" L0.95m	58.73
433120	White food grade hose FF1/2" L1.20m	64.96
433120CH	Black food grade hose FF1/2" L1.20m	64.96
433200	White food grade hose FF1/2" L2.00m	82.85
433220	Pre-rinse set w handspray 433000 no vlv, tel spout +long col	487.41
433305	Nozzle repair kit for white hand spray	23.87
433315	Nozzle repair kit for black hand spray	23.87
433402	Pre-rinse set, short column F3/4" with telescopic spout	234.33
433420	Pre-rinse set with hand spray 433000 no vlv, short col F3/4"	389.60
433422	Pre-rinse set w handspray 433000 no vlv tel spout +short col	472.29
433500	Pre-rinse set, short col F3/4" with swivelling tubular spout	262.83
433520	Pre-rinse short column F3/4" no bib tap	102.84
433620	Pre-rinse set with hand spray 433010 no vlv, short col F3/4"	407.80
433622	Pre-rinse set w handspray 433010 no vlv tub spout +short col	491.81
433720	Pre-rinse set with hand spray 433010 no vlv, long col F3/4"	428.45
433722	Pre-rinse set w handspray 433010 no vlv tub spout + long col	507.87
4337B	DOC M curtain rail 1200x1200 + arm blue pwd-ctd st steel	184.89
4337W	DOC M curtain rail 1200x1200 + arm white pwd-ctd st steel	184.89
433800	Pre-rinse set, long col F3/4" with swivelling tubular spout	298.77
433802	Pre rinse long column 3/4" + spout	264.31
433820	Pre-rinse long column F3/4" no bib tap	136.36
434000	HOSPITAL trigger hand spray for bed pans	94.35
434028	Wall support for HOSPITAL + HYGIENE hand spray	7.99
434065	HYGIENA trigger hand spray w. flow straightener for bed pans	102.23
434080	Flexible white PVC hose FF1/2" L0.80m	20.14
434125	Flexible white PVC hose FF1/2" L1.25m	24.62
434182	Inverted trigger hand spray with push button for bed pans	65.61
435	Toilet booster seat with lid white plastic	94.78
435020	Pre-rinse set with hand spray 433003 no vlv, long col F3/4"	441.50
435220	Pre-rinse set w handspray 433003 no vlv, tel spout +long col	521.51
435420	Pre-rinse set with hand spray 433003 no vlv, short col F3/4"	423.69
435422	Pre-rinse set w handspray 433003 no vlv tel spout +short col	506.38
435576	Flexible hose L. 15m	302.80
435620	Pre-rinse set with hand spray 433009 no vlv, short col F3/4"	441.89
435622	Pre-rinse set w handspray 433009 no vlv tub spout +short col	514.52
435720	Pre-rinse set with hand spray 433009 no vlv, long col F3/4"	462.54
435722	Pre-rinse set w handspray 433009 no vlv tub spout + long col	541.96
4359	Straight curtain rail polished st steel Ø20 - 2m cut-to-size	64.86
437	*Lift-up shw seat with slats large model (whl stk then 510420)	190.12
4373	Ceiling support L1000 for rail Ø20 polished stainless steel	55.92
438	*Lift-up sh seat w/ slats w/ leg - large (whl stk then 510430)	267.05
44000015	TEMPOMATIC 4 basin tap M1/2" rec mains supply Ø15 +stopcock	356.38
44000115	TEMPOMATIC 4 basin tap M1/2" rec UK mains plug Ø15 stopcock	333.03
44000615	TEMPOMATIC 4 basin tap M1/2" 6V batteries 15mm + stopcock	314.15
44115715	TEMPOMATIC Ø15 for CF c-w 155 basin tap 230/12V spout L170	427.95
441452B	Discontinued	-
441452CEB	Discontinued	-
441452DET	Discontinued	-
441452R	Discontinued	-
441452TCP	Discontinued	-
441453	Discontinued	-
441453DET	Discontinued	-
441453TCP	Discontinued	-
44200615	TEMPOMATIC 3 basin tap M1/2" 6V batteries 15mm + stopcock	406.94
443006	TEMPOMATIC 3 wall mounted basin tap M1/2" 6V battery L190	437.51
443016	TEMPOMATIC 3 basin tap M1/2" 6V batt L.190 for panels 1-4mm	469.38

REF.	DESCRIPTION	£ **
443400	TEMPOMATIC 4 basin M1/2" wall-m tap 230/6V rec. mains L.130	380.56
443406	TEMPOMATIC 4 wall mounted basin tap M1/2" 6V batteries L.130	306.94
443406LD	TEMPOMATIC 4 wall-mtd tap M1/2" 6V batteries L.130 1.4 lpm	309.72
443410	TEMPOMATIC 4 basin M1/2" tap CW 230/6V rec. mains L.130	380.56
443416	TEMPOMATIC 4 basin M1/2" cross wall tap 6V L.130	306.94
443426	TEMPOMATIC 4 basin tap M1/2" 6V batteries L130 panels 1-24mm	311.06
443500	TEMPOMATIC 4 basin M1/2" wall-m tap 230/6V rec. mains L.190	417.50
443500LD	TEMPOMATIC 4 wall-mtd basin tap M1/2" 230/6V L.190 1.4 lpm	426.87
443506	TEMPOMATIC 4 wall mounted basin tap M1/2" 6V batteries L.190	341.96
443506LD	TEMPOMATIC 4 wall-mtd tap M1/2" 6V batteries L190 1.4 lpm	344.75
443510	TEMPOMATIC 4 basin M1/2" tap CW 230/6V rec. mains L.190	417.50
443516	TEMPOMATIC 4 basin M1/2" cross wall tap 6V L.190	341.96
443526	TEMPOMATIC 4 tap M1/2" 6V batteries L190 for panels 1-24mm	345.05
44400015	TEMPOMATIC 2 basin tap Ø15 for CF mains 230/12V + transfo	369.09
44400615	TEMPOMATIC 2 basin tap Ø15 compression fitting 6V battery	427.40
44525315	TEMPOMATIC PRO basin tap Ø15 for CF 230/12V with swivel spout	427.40
44525715	TEMPOMATIC PRO basin tap Ø15 for CF 6V batt. with swivel spout	462.34
447	Non slip duck board semi-rigid white plastic	26.34
447100	TEMPOMATIC basin tap M1/2" 230/12V for panel 1-12mm no spout	396.30
447500	TEMPOMATIC rec basin tap /st steel plate 230/12V spout L170	577.13
448	Replaced by 4048P	-
448BIS	Discontinued	-
449	Round pedal bin 3L polished stainless steel	37.56
44900015	TEMPOMATIC 5 basin tap M1/2" rec mains supply Ø15 +stopcock	252.98
44900115	TEMPOMATIC 5 basin tap M1/2" UK mains plug Ø15 + stopcock	252.98
44900615	TEMPOMATIC 5 basin tap M1/2" 6V batteries 15mm + stopcock	252.98
450120D	Discontinued	-
450P	Round pedal bin 5L polished stainless steel	46.87
452150	TEMPOMATIC cross wall 150mm shower valve M1/2" mains 230/12V	393.29
452159	TEMPOMATIC c.w. 150mm sh.valve M1/2" 230/12V +ROUND sh. head	478.50
452300	TEMPOMATIC aluminium shower panel 6V battery-op top inlet	613.42
452310	TEMPOMATIC aluminium shower panel 6V battery-op back inlet	613.42
452565	TEMPOMATIC recessed shower valve M1/2" mains 230/12V	393.29
452569	TEMPOMATIC recessed sh. valve M1/2" 230/12V + ROUND sh. head	478.50
453140	MINERALCAST wall mtd basin L1400 3 places Ø35 centre hole	1,625.72
454001A	MINERALCAST mounting bracket H525	200.76
454010	MINERALCAST mounting bracket H675	230.15
454120	MINERALCAST wall mtd basin L1200 2 places no tap hole	1,116.46
454122	MINERALCAST wall mtd basin L1200 2 places Ø35 centre hole	1,116.46
454180	MINERALCAST wall mtd basin L1800 3 places no tap hole	1,469.03
454182	MINERALCAST wall mtd basin L1800 3 places Ø35 centre hole	1,469.03
460	Wall mounted rectangular bin 13L polished stainless steel	117.84
461032	Cartridge and solenoid valve for dual control TEMPOMATIC WC	102.25
461034	Solenoid valve MM1" 12V for TEMPOMATIC WC 463326	335.36
461035	Solenoid valve MM1" 12V for TEMPOMATIC WC + urinal	100.01
461036	3/4" 6V solenoid valve for dual control TEMPOMATIC	122.78
462	Wall mounted rectangular bin with cover 13L.pol st steel	153.53
463000	Electronic multi unit 230/12V for TEMPOMATIC WC + trans	281.16
463030	TEMPOMATIC WC cross wall 30mm valve 1" mains 230/12V	671.62
463150	TEMPOMATIC WC cross wall 160mm valve 1" mains 230/12V	671.62
463200	Replaced by 463150	-
463326	TEMPOMATIC WC recessed valve 1" st steel plate mains 230/12V	951.47
463399	Detector for TEMPOMATIC WC with 4m cable	190.35
463SRH	Solenoid valve + stopcock F1" + vacuum breaker Ø32 for WC	194.28
464000	TEMPOMATIC WC dual control recessed st steel 230/6V kit 2/2	472.80
464006	TEMPOMATIC WC dual control recessed st steel 6V bat. kit 2/2	449.17
464PBOX	TEMPOMATIC WC 3/4" rec dual ctrl vlv 6V bat kit 1/2 (+464006)	141.85
464PISS	Satin SS plate - batteries for TEMPOMATIC WC rec dual control	327.32
464PISS	Satin SS plate - mains supply for TEMPOMATIC WC rec dual ctrl	388.05
464SBOX	TEMPOMATIC WC 3/4" dual control rec 230/6V kit 1/2 (+464000)	141.85
465	Slimline wall mounted rectangular bin 4.5L polished st steel	126.14
465S	Slimline wall mounted rectangular bin 4.5L satin st. steel	126.14

References prefixed by * are available while stocks last. References are listed in ascending alphanumerical order.

** Price excludes VAT.

REF.	DESCRIPTION	£ **	REF.	DESCRIPTION	£ **
477000	TEMPOMATIC exposed urinal M1/2" inline inlet mains 230/12V	558.20	49400615	TEMPOMATIC MIX 2 basin mixer Ø15 comp. fitt. 6V battery	556.67
478000	Replaced by 479410	-	495009	TEMPOMATIC detector with cable L0.10m	71.98
47801515	BINOPTIC basin tap Ø15 for compression fitting 6V battery	421.09	495070	TEMPOMATIC detector with cable L0.7m	80.75
478035	BINOPTIC basins M3/8" matte black tap 6V batteries	464.40	495149	TEMPOMATIC detector with cable L1.50m	89.06
478MCH15	BINOPTIC MIX basin mixer Ø15 compression fittings 6V battery	548.43	49525315	TEMPOMATIC MIX PRO basin mix Ø15 for CF 230/12V swivel spout	498.43
478MCHB	BINOPTIC MIX basins M3/8" matt black mix w/ housing 6V batt.	580.87	49525715	TEMPOMATIC MIX PRO basin mix Ø15 for CF 6V batt. swivel spout	591.60
479006	*TEMPOMATIC 3 urinal vlv inline M1/2"(while stk then 479410)	513.87	495444BC	Standard electronic control unit 230/12V with duty flush	187.79
479007	*TEMPOMATIC 3 urinal vlv M1/2" +tube(while stk then 479412)	541.65	495445BC	Multifunction elect control unit 230/12V for TEMPOMATIC	277.17
479008	*TEMPOMATIC 3 urinal vlv angled M1/2"(while stk then 479411)	513.87	495446BC	Electronic control unit 6V battery operated for TEMPOMATIC	323.42
479406	Replaced by 479410	-	495499	TEMPOMATIC detector with cable L5m	135.26
479407	Replaced by 479411	-	495606	Solenoid vlv M3/8" 6V + filter for TEMPOMATIC, BINOPTIC basin	102.25
479408	Replaced by 479411	-	495612	Solenoid vlv M3/8" 12V + filter for TEMPOMATIC, BINOPTIC basin	45.12
479410	TEMPOMATIC 4 urinal M1/2" inline 6V battery offset 35mm	308.62	495615	Solenoid valve M1/2" 6V + filter for TEMPOMATIC shower+urinal	102.25
479411	TEMPOMATIC 4 urinal M1/2" angled 6V battery offset 35mm	296.98	495626	Solenoid vlv M1/2" 12V + filter for TEMPOMATIC basin/urinal	45.77
479412	TEMPOMATIC 4 urinal kit angled 6V batt offset 50 + neck tube	323.74	495626CEB	Solenoid valve 1/2" + cable L.4m for multifunction unit	63.37
479413	TEMPOMATIC 4 urinal kit M1/2" angled 6V batt for FINO	335.40	495646	Discontinued	-
479414	TEMPOMATIC 4 urinal kit M1/2" angled 6V batt for DELTA	333.06	49801515	BINOPTIC basin Ø15 for CF tap H.250mm 6V battery operated	478.46
479415	TEMPOMATIC 4 urinal kit M1/2" angled 6V batt for DELTACERAM	321.42	498035	BINOPTIC for basins M3/8" matte black tap H.250mm 6V bty-op	522.65
479416	TEMPOMATIC 4 urinal kit M1/2" angled 6V battery offset 30mm	322.58	498MCHB	BINOPTIC for basins M3/8" matte black mixer H.250mm 6V bty-op	639.10
479436	Electronic control unit 6V battery-op for TEMPOMATIC 4 urinal	152.50	498MCHLH15	BINOPTIC MIX Ø15 for CF mixer H.250mm 6V battery operated	605.80
479446	Electronic control unit 6V battery-op for TEMPOMATIC 3 urinal	199.98	49900015	TEMPOMATIC MIX 5 basin M1/2" rec mains supply Ø15 stopcocks	286.56
479452	Solenoid valve 6V with SECURITHERM shower housing support	102.25	49900115	TEMPOMATIC MIX 5 basin M1/2" rec UK mains plug Ø15 stopcocks	286.56
479648	Replaced by 479748	-	49900615	TEMPOMATIC MIX 5 basin mix M1/2" batteries 15mm + stopcocks	286.56
479649	Replaced by 479749	-	500920	ECONOMIX TMV's repair kit	161.69
479650	Solenoid valve 6V with flow rate adjustor for TEMPOMATIC 4	102.25	500980	Repair kit - HYDROMIX and HYDROMIX combi's	84.07
479651	Solenoid valve 6V with flow rate adjustor for TEMPOMATIC 3	102.25	50504N	Grab bar Ø32 L400 white Nylon	61.85
479660	Solenoid valve 6V M17/125 with flow rate adjuster	102.25	50504P2	Grab bar Ø32 L400 polished stainless steel	62.69
479661	6V solenoid valve not threaded for SPORTING panel	102.25	50504S	Grab bar Ø32 L400 Stainless steel satin finish	62.69
479662	Solenoid valve 6V with M1/2" unions for shower panels	102.25	50505N	Grab bar Ø32 L500 white Nylon	68.01
479665	6V solenoid valve M1/2" + flow rate adj for shower panels	102.25	50505P2	Grab bar Ø32 L500 polished stainless steel	67.58
479748	Solenoid valve D2 6V for TEMPOMATIC basins, urinals, showers	102.25	50505S	Grab bar Ø32 L500 stainless steel satin finish	67.58
479749	Solenoid valve D2 6V for TEMPOMATIC 3	102.25	50506MN	DOC M Grab bar Ø32 L600 white Nylon	84.64
487449	Electronic control unit 12V for TEMPOMATIC urinals & showers	281.33	50506N	Grab bar Ø32 L600 white Nylon	73.55
487499	Detector for TEMPOMATIC multi urinals	187.48	50506P2	Grab bar Ø32 L600 polished stainless steel	72.48
487620	TEMPOMATIC recessed multi urinals M3/4" 230/12V +transformer	725.80	50506S	Grab bar Ø32 L600 stainless steel satin finish	72.48
48801515	BINOPTIC basin Ø15 for CF tap H.170mm 6V battery operated	444.02	50509N	Grab bar Ø32 L900 white Nylon	92.78
488035	BINOPTIC for basins M3/8" matte black tap H.170mm 6V bty-op	487.70	50509P2	Grab bar Ø32 L900 polished stainless steel	87.17
488MCHB	BINOPTIC MIX basins M3/8" matte black mix H.170mm 6V batteries	604.16	50509S	Grab bar Ø32 L900 Stainless steel satin finish	87.17
488MCHLH15	BINOPTIC MIX Ø15 for CF mixer H.170mm 6V battery operated	571.39	5050MN	DOC M Grab bar Ø32 L300 white Nylon	62.03
49000015	TEMPOMATIC MIX 4 basin M1/2" rec mains supply Ø15 stopcocks	389.34	5050N	Grab bar Ø32 L300 white Nylon	58.07
49000115	TEMPOMATIC MIX 4 basin M1/2" rec UK mains plug Ø15 stopcocks	366.94	5050P2	Grab bar Ø32 L300 polished stainless steel	57.79
49000615	TEMPOMATIC MIX 4 basin mix M1/2" batteries 15mm + stopcocks	348.14	5050S	Grab bar Ø32 L300 stainless steel satin finish	57.79
490220	Replaced by 490240	-	50510S	Grab bar Ø32 L1050 Stainless steel satin	118.30
490230EXT	Electrical extension for TEMPOMATIC 4 basin	19.43	5055P2	Grab bar Ø25 L300 polished stainless steel	55.90
490240	Recessed 6V supply for TEMPOMATIC 4 basin from Feb 2016	88.94	5056P2	Grab bar Ø25 L400 polished stainless steel	59.48
490241UK	6V british electrical plug for TEMPOMATIC 4 basin	61.05	5057P2	Grab bar Ø25 L500 polished stainless steel	64.29
490440	Replaced by 490450	-	5058P2	Grab bar Ø25 L600 polished stainless steel	71.34
490446	Electronic control unit 6V battery operated for TEMPOMATIC 4	180.48	5059P2	Grab bar Ø25 L900 polished stainless steel	78.25
490450	Electronic unit for TEMPOMATIC 4 mains supply from Feb 2016	180.42	5060DP2	*Floor-wall support rail (right) Ø32 bright ss (while stk)	252.34
49200615	TEMPOMATIC MIX 3 basin mix M1/2" 6V batteries Ø15 +stopcocks	442.68	5070DP2	L-shaped handrail (right) Ø32 H750 polished stainless steel	148.40
492446	Electronic control unit for TEMPOMATIC 3 integ 6V battery	180.48	5070DS	L-shaped handrail (right) Ø32 H750 stainless steel satin	148.40
492647	Solenoid valve M for TEMPOMATIC 3 urinal	164.54	5070GP2	L-shaped handrail (left) Ø32 H750 polished stainless steel	148.40
493400	TEMPOMATIC MIX 4 basin M1/2" wall-m mix 230/6V rec mains L.160	502.88	5070GS	L-shaped handrail (left) Ø32 H750 stainless steel satin	148.40
493406	TEMPOMATIC MIX 4 basin M1/2" wall-m mixer 6V batteries L.160	457.97	5070N	L-shaped handrail Ø32 H750 white Nylon	158.00
493410	TEMPOMATIC MIX 4 basin F3/8" mixer CW 230/6V rec mains L.130	417.10	5071DP2	L-shaped handrail (right) Ø32 H1150 polished stainless steel	167.74
493416	TEMPOMATIC MIX 4 basin F3/8" mix c-wall 6V batteries L.130	372.83	5071DS	L-shaped handrail (right) Ø32 H1150 stainless steel satin	167.74
493500	TEMPOMATIC MIX 4 basin M1/2" wall-m mix 230/6V rec mains L.220	540.37	5071GP2	L-shaped handrail (left) Ø32 H1150 polished stainless steel	167.74
493506	TEMPOMATIC MIX 4 basin M1/2" wall-m mixer 6V batteries L.220	495.45	5071GS	L-shaped handrail (left) Ø32 H1150 stainless steel satin	167.74
493506LD	TEMPOMATIC MIX 4 basin mix M1/2" wall-mtd 6V bat L220 1.4 lpm	419.03	5071N	L-shaped handrail Ø32 H1245 white Nylon	192.74
493510	TEMPOMATIC MIX 4 basin F3/8" mixer CW 230/6V rec mains L.190	454.04	508190	Discontinued	-
493516	TEMPOMATIC MIX 4 basin F3/8" mix c-wall 6V batteries L.190	409.77	5081N	Grab rail 135° Ø32 400x400 3 fixing points white Nylon	110.77
49400015	TEMPOMATIC MIX 2 basin mix Ø15 for CF mains 230/12V + trans	468.02	5081P2	Grab rail 135° Ø32 400x400 2 fix. points polished st steel	83.43

References prefixed by * are available while stocks last. References are listed in ascending alphanumerical order.

** Price excludes VAT.

REF.	DESCRIPTION	£ **
5081S	Grab rail 135° Ø32 400×400 2 fixing points st steel satin	83.43
5082P	Grab rail 135° Ø32 400×400 3 fix. points polished st steel	95.95
5082S	Grab rail 135° Ø32 400×400 3 fixing points st steel satin	95.95
5082W	Grab rail 135° Ø32 400×400 3 fix points wht pwd-ctd st steel	116.47
5083N	Grab rail 135° Ø32 220×220 3 fix. points wht Nylon	97.52
5083P	Grab rail 135° Ø32 220×220 2 fix. points polished st steel	79.67
5083S	Grab rail 135° Ø32 220×220 2 fixing points st steel satin	79.67
5086P2	Grab rail 135° Ø25 400×400 2 fix. points polished st steel	67.14
5087P	Grab rail 135° Ø25 400×400 3 fix. points polished st steel	77.06
510042N	Double hook white Nylon	6.68
510043N	Single hook white Nylon	6.11
510047P	Bright polished stainless steel hook	10.72
510047S	Satin finish stainless steel hook	10.72
510047W	White powder coated stainless steel hook	10.72
510050P	WC brush set floor standing lid + ergo handle pol st steel	98.32
510050S	WC brush set floor standing lid + ergo handle st steel satin	98.32
510050W	WC brush set floor std lid +ergo handle wht pwd-ctd st steel	98.32
510051C	WC brush set wall mtd lid + ergo handle anthracite st steel	107.26
510051MW	WC brush set wall mtd lid + ergo handle matte white st steel	107.26
510051P	WC brush set wall mounted lid +ergo handle polished st steel	107.26
510051S	WC brush set wall mtd lid + ergonomic handle st steel satin	107.26
510051W	WC brush set wall mtd lid + ergo handle white pwd-ctd st st	107.26
510081	Toilet roll holder for bars Ø32-34 grey Nylon	24.01
510081N	Toilet roll holder for bars Ø32-34 white Nylon	24.01
510081P	Toilet roll holder for bars Ø32-34, chrome-plated	28.90
510082P	Double toilet roll holder bright polished stainless steel	30.86
510082S	Double toilet roll holder polished satin stainless steel	30.86
510082W	Double toilet roll holder powder-coated stainless steel	30.86
510083P	Single toilet roll holder bright polished stainless steel	23.93
510083S	Single toilet roll holder polished satin stainless steel	23.93
510083W	Single toilet roll holder powder-coated stainless steel	23.93
5100DP2	Right-angled bar (right) Ø32 polished stainless steel	284.04
5100DS	Right-angled bar (right) Ø32 stainless steel satin	284.04
5100GP2	Right-angled bar (left) Ø32 polished stainless steel	284.04
5100GS	Right-angled bar (left) Ø32 stainless steel satin finish	284.04
5100N	Right-angled bar Ø32 white Nylon	262.83
510104S	Anti-lig coat hook Ø90 304 st steel satin (ex-0011040000)	110.39
510110	Shower head holder white Nylon for bar Ø32	27.96
510110NG	Shower head holder grey Nylon for bar Ø32	14.67
510120	Clip-on sliding shower soap dish clear for bar Ø25&32	20.66
510120N	Clip-on sliding shower soap dish white Nylon for bar Ø25&32	20.66
510150	Chrome-plated cover plate (bars 510160-510164-510162-510170)	50.59
510150N	Cover plate white Nylon (for bars 5160N-5164N-5162N-5170N)	35.62
510151S	Female wall sticker 304 st steel satin (ex-0011410000)	22.24
510152S	Male wall sticker 304 stainless steel satin (ex-0011400000)	22.24
510153S	Disabled wall sticker 304 st steel satin (ex-0011370000)	22.24
510154S	WC wall sticker 304 stainless steel satin (ex-0011420000)	22.24
510155S	Mixed disabled sticker 304 st steel satin (ex-0011380000)	23.51
510156S	Wall sign, baby changing room, 304 satin stainless steel	22.24
510158	White polyester weighted shower curtain 790 × 880mm + rings	37.40
510159N	Lift-up splash guard curtain rail L. 900mm white Nylon	209.46
510159P	Lift-up splash guard curtain rail L. 900mm polished st steel	209.46
510159S	Lift-up splash guard curtain rail L. 900mm satin st steel	209.46
510160P	Drop-down support rail Ø32 L650 polished stainless steel	276.05
510160S	Drop-down support rail Ø32 L650 stainless steel satin finish	276.05
510161P	Wall support rail Ø32 L650 polished stainless steel	249.74
510161S	Wall support rail Ø32 L650 stainless steel satin finish	249.74
510162P	Drop-down rail with leg Ø32 L650 polished stainless steel	329.61
510162S	Drop-down rail with leg Ø32 L650 stainless steel satin	329.61
510164P	Drop-down support rail Ø32 L850 polished stainless steel	303.65
510164S	Drop-down support rail Ø32 L850 stainless steel satin finish	303.65
510170P	Drop-down rail with leg Ø32 L850 polished stainless steel	355.47

REF.	DESCRIPTION	£ **
510170S	Drop-down rail with leg Ø32 L850 stainless steel satin	355.47
510201N	Adjustable mirror 600 × 500mm with white Nylon handle	229.76
510202C	Adjustable mirror 600 × 500mm with anthracite handle	198.78
510202N	Adjustable mirror 600 × 500mm with white handle	198.78
510202P	Adjustable mirror 600 × 500mm with polished handle	198.78
510202S	Adjustable mirror 600 × 500mm with polished satin handle	198.78
510300	Removable Comfort shower seat polished stainless steel	487.17
510300N	Removable Comfort shower seat white pwd-ctd stainless steel	487.17
510300S	Removable Comfort shower seat stainless steel satin finish	487.17
510400	ALU lift-up shower seat with leg	131.23
510400C	Cover for seat articulation 510400	16.40
510400L	3 × slats for seat 510400	96.11
510400PAT	2 × shims for seat 510400	11.38
510410	ALU lift-up shower seat with leg - large model	208.00
510410C	Cover for large seat articulation 510410	17.75
510410L	4 × slats for large seat 510410	146.69
510410PAT	2 × shims for large seat 510410	11.38
510418	ALU shower stool	117.41
510418L	3 × slats for stool 510418	97.43
510418PAT	4 × shims for stool 510418	13.89
510420	Lift-up Comfort shower seat polished stainless steel	326.11
510420N	Lift-up Comfort shower seat white pwd-ctd stainless steel	326.11
510420S	Lift-up Comfort shower seat stainless steel satin finish	326.11
510429	Comfort backrest for shower seat polished stainless steel	181.65
510429N	Comfort backrest for shower seat white pwd-ctd st steel	181.65
510429S	Comfort backrest for shower seat st steel satin finish	181.65
510430	Lift-up Comfort shower seat + leg polished stainless steel	438.39
510430N	Lift-up Comfort shower seat with leg white powder-coated	438.39
510430S	Lift-up Comfort shower seat with leg st steel satin finish	438.39
510434	Lift-up Comfort shower seat + backrest polished st steel	506.54
510434N	Lift-up Comfort shower seat + backrest white powder-coated	506.54
510434S	Lift-up Comfort shower seat + backrest st steel satin finish	506.54
510436	Lift-up Comfort shower seat + backrest + leg stainless steel	618.84
510436N	Lift-up Comfort shower seat with backrest +leg white pwd-ctd	618.84
510436S	Lift-up Comfort shower seat + backrest + leg st steel satin	618.84
510461P	Wall mtd rect bin 25L polished 304 st steel (ex-0010350100)	116.88
510461S	Wall mtd rect bin 25L 304 st steel satin (ex-0010350000)	116.88
510463P	Wall mtd rect bin 38L polished 304 st steel (ex-0010890100)	167.43
510463S	Wall mtd rect bin 38L 304 st steel satin (ex-0010890000)	167.43
510567	Toilet roll holder 304 stainless steel satin finish	27.48
510580	Liquid soap dispenser 1L polished 304 stainless steel	97.47
510580A.5P	5 × clip rings for soap dispenser 51058	8.99
510580BP.5P	5 × push-buttons for soap dispenser 51058	13.25
510581	Liquid soap dispenser 1L white powder-coated 304 st. steel	86.21
510581A.5P	5 × clip rings for soap dispensers 510581 and 510584	8.99
510582	Liquid soap dispenser 1L 304 stainless steel satin finish	91.25
510583	Liquid soap dispenser 0.5L polished 304 stainless steel	91.62
510584	Liquid soap dispenser 0.5L white powder-coated 304 st.steel	81.03
510586	Liquid soap dispenser 0.5L 304 stainless steel satin finish	85.78
510587	Replaced by 512066P	-
51058CO	Lid for 51058 liquid soap dispensers	7.75
51058M	Pump for soap dispenser 510580	39.82
510601P	Folded paper towel dispenser polished stainless steel	114.95
510601S	Folded paper towel dispenser stainless steel satin finish	114.95
510601W	Folded paper towel dispenser white powder-coated	103.40
510603S	*Paper towel dispenser st st satin (while stk then 510601S)	99.00
510621	SPEEDJET automatic hand dryer with pulsed air grey metal	1,199.13
510621AF	LCD screen for SPEEDJET	81.87
510621CA	Power supply board for SPEEDJET	94.79
510621CC	Control board for SPEEDJET	60.33
510621F	Filter for 510621 delivered after 2013	23.70
510621FA	Filter for 510621 delivered before 2013	24.82

References prefixed by * are available while stocks last. References are listed in ascending alphanumerical order.

** Price excludes VAT.

REF.	DESCRIPTION	£ **	REF.	DESCRIPTION	£ **
510621R	Reservoir for 510621	31.75	511905W	Be-Line grab bar Ø35 L.500 white aluminium	75.06
510622	HIGHFLOW automatic air pulse hand dryer bright st st	395.56	511906C	Be-Line grab bar Ø35 L.600 anthracite aluminium	81.33
510622BK	HIGHFLOW automatic air pulse hand dryer matte black st st	454.91	511906W	Be-Line grab bar Ø35 L.600 white aluminium	81.33
510622CA	Power supply board for HIGHFLOW	52.75	511909C	Be-Line grab bar Ø35 L.900 anthracite aluminium	100.08
510622CAP	Optical sensor for HIGHFLOW	54.87	511909W	Be-Line grab bar Ø35 L.900 white aluminium	100.08
510622S	HIGHFLOW automatic air pulse hand dryer satin finish st. st.	395.56	511911C	Be-Line sliding shower head holder anthracite	31.68
510622W	HIGHFLOW automatic air pulse hand dryer white st. st. finish	395.56	511911W	Be-Line sliding shower head holder white	31.68
510623C	SPEEDJET 2 automatic hand dryer with pulsed air, anthracite	1,168.80	511912W	Be-Line white sliding soap dish for Be-Line bars	18.43
510623F	HEPA filter for SPEEDJET 2	90.68	511920C	Be-Line removable lift-up shower seat anthracite alu no leg	285.01
510623W	SPEEDJET 2 automatic hand dryer with pulsed air, white	1,115.82	511920W	Be-Line removable lift-up shower seat white aluminium no leg	285.01
510627P	Wall mounted soap dish 304 stainless steel, polished	34.46	511921FW	Be-line shelf with fixing plate for refs 511920 /511930	32.27
510627S	Wall mounted soap dish 304 stainless steel satin finish	34.46	511921W	Be-line shelf without fixing plate for refs 511920 /511930	22.53
510629	Comfort backrest for WC polished stainless steel structure	150.69	511922C	Shelf for grab bar metallised anthracite	22.17
510629N	Nylon Comfort backrest for WC	166.22	511922P	Shelf for chrome-plated grab bar	31.81
510629S	Comfort backrest for WC stainless steel satin finish	150.69	511922W	Shelf for grab bar matte white	22.17
510711S	Soap dispenser 1L rec 304 st steel satin (ex-001320000)	192.35	511928C	Be-Line DOC M WC backrest anthracite aluminium	164.55
510712S	Paper towel dispenser rec 304 st steel satin (ex-001312000)	233.75	511928W	Be-Line DOC M WC backrest white aluminium	164.55
510713S	Bin with push flap 18L rec 304 st st satin (ex-001332000)	292.20	511929	Be-Line® backrest for shower seats	136.20
510714S	Paper towel disp + 10L bin rec combi unit (ex-001368000)	376.61	511930C	Be-Line removable lift-up sh. seat + metallic anthracite leg	239.47
510715S	Paper towel disp + 30L bin rec combi unit (ex-2015101324)	587.78	511930W	Be-Line removable lift-up shower seat with white leg	239.47
510716S	Dryer, paper towel disp + bin rec combi unit (ex-001369000)	1,038.92	511941C	Be-Line corner grab bar Ø35 695×695 anthracite aluminium	179.06
510788P	Single towel rail Ø20 L600 polished stainless steel	33.91	511941W	Be-Line corner grab bar Ø35 695×695 white aluminium	179.06
510788S	Single towel rail Ø20 L600 stainless steel satin finish	33.91	511943C	Be-line coat hook metallised anthracite aluminium	16.90
510788W	Single towel rail Ø20 L.600 white powder-coated st steel	32.20	511943W	Be-line coat hook matte white aluminium	16.90
510790P	Double towel rail Ø20 L600 polished stainless steel	54.58	511944C	Be-Line T-shaped grab bar Ø35 H.1130×500 anthracite alu	192.08
510790S	Double towel rail Ø20 L600 stainless steel satin finish	54.58	511944W	Be-Line T-shaped grab bar Ø35 H.1130×500 white aluminium	192.08
510790W	Double towel rail Ø20 L.600 white powder-coated st steel	51.84	511946C	Be-Line bar + sliding holder Ø35 H.1050 anthracite alu	161.98
510804MB	DOC M WC basic pack aluminium blue	250.08	511946W	Be-Line straight bar + sliding holder Ø35 H.1050 white alu	161.98
510804MW	DOC M WC basic pack aluminium white	250.08	511949C	Be-Line grab bar + shower head rail Ø35 anthracite aluminium	274.41
510809MB	DOC M WC basic pack with backrest 320×125 aluminium blue	302.56	511949W	Be-Line grab bar + shower head rail Ø35 white aluminium	274.41
510809MW	DOC M WC basic pack with backrest 320×125 aluminium white	302.56	511950C	Be-Line anthracite cover plate (bars 511960-511964)	41.46
510811MB	DOC M Basic Ambulant Disabled Pack aluminium blue	95.90	511950FC	Be-line anthracite cover plate (for bars 511960-511964)	77.04
510811MW	DOC M Basic Ambulant Disabled Pack aluminium white	95.90	511950FW	Be-line white cover plate (for bars 511960-511964)	77.04
510819MB	DOC M WC basic pack with backrest 320×250 aluminium blue	317.77	511950W	Be-Line white cover plate (bars 511960-511964)	41.46
510819MW	DOC M WC basic pack with backrest 320×250 aluminium white	317.77	511960C	Be-line drop down rail Ø42 L.650 anthracite aluminium	271.06
510821MB	DOC M Shower pack with lift-up shower seat blue	627.76	511960W	Be-line drop down rail Ø42 L.650 white aluminium	271.06
510821MW	DOC M Shower pack with lift-up shower seat white	627.76	511962C	Be-Line drop-down rail with leg Ø42 L.650 anthracite aluminium	323.22
510827MB	DOC M Shower pack with lift-up shower seat w. leg blue	691.04	511962W	Be-Line drop-down rail with leg Ø42 L.650 white aluminium	323.22
510827MW	DOC M Shower pack with lift-up shower seat w. leg white	691.04	511963C	Be-Line drop-down rail with leg Ø42 L.850 anthracite aluminium	341.83
510910S	Toilet roll holder for 400m roll, 304 satin stainless steel	107.74	511963W	Be-Line drop-down rail with leg Ø42 L.850 white aluminium	341.83
511330B	Grab bar Ø35 L300 blue powder-coated aluminium	24.95	511964C	Be-line drop down rail Ø42 L.850 anthracite aluminium	291.15
511330W	Grab bar Ø35 L300 white powder-coated aluminium	24.95	511964W	Be-line drop down rail Ø42 L.850 white aluminium	291.15
511345B	Grab bar Ø35 L450 blue powder-coated aluminium	28.85	511965C	Toilet roll holder for Be-Line bar anthracite	29.38
511345W	Grab bar Ø35 L450 white powder-coated aluminium	28.85	511965W	Toilet roll holder for Be-Line bar white	29.38
511360B	Grab bar Ø35 L600 blue powder-coated aluminium	31.97	511966C	Wall-mtd toilet roll holder for Be-Line bar metallised anthr	32.82
511360W	Grab bar Ø35 L600 white powder-coated aluminium	31.97	511966W	Wall-mtd toilet roll holder for Be-Line bar matte white	32.82
511423B	Lift-up shower seat L650 blue powder-coated	234.95	511970C	Be-Line L-shaped grab bar Ø35 H.750 anthracite aluminium	170.57
511423W	Lift-up shower seat L650 white powder-coated	234.95	511970W	Be-Line L-shaped grab bar Ø35 H.750 white aluminium	170.57
511431B	Lift-up shower seat with leg L650 blue powder-coated	298.22	511971C	Be-Line L-shaped grab bar Ø35 H.1130 anthracite aluminium	196.02
511431W	Lift-up shower seat with leg L650 white powder-coated	298.22	511971W	Be-Line L-shaped grab bar Ø35 H.1130 white aluminium	196.02
511516B	Drop-down support rail Ø32 L760 blue powder-coated	130.80	511982C	Be-Line grab bar 135° Ø35 400×400 3 fix pts anthracite alu	116.77
511516W	Basic drop-down rail Ø32 L760 white powder-coated	130.80	511982W	Be-Line grab bar 135° Ø35 400×400 3 fix pts white aluminium	116.77
511517W	Drop down rail with leg Basic Ø32 L.760 white powder coated	213.99	511983C	Be-Line grab bar 135° Ø35 220×220 3 fix pts anthracite alu	105.50
511628B	Backrest 320×250 blue powder-coated aluminium	65.77	511983W	Be-Line grab bar 135° Ø35 220×220 3 fix pts white aluminium	105.50
511628W	Backrest 320×250 white powder-coated aluminium	65.77	5119FIX	Mounting kit for Be-Line grab bars	12.41
511629B	Backrest 320×125 blue powder-coated aluminium	52.46	512051PUK	Wall-mtd elec. liquid soap or foam disp 1L SS chrome UK plug	246.36
511629W	Backrest 320×125 white powder-coated aluminium	52.46	512066BK	Electronic liquid soap dispenser 1L matte black 304 st steel	204.96
511903C	Be-Line grab bar Ø35 L.300 anthracite aluminium	62.54	512066P	Electronic liquid soap dispenser 1L bright pol 304 st steel	178.23
511903W	Be-Line grab bar Ø35 L.300 white aluminium	62.54	512066S	Electronic liquid soap dispenser 1L pol satin 304 st steel	178.23
511904C	Be-Line grab bar Ø35 L.400 anthracite aluminium	68.81	512066W	Electronic liquid soap dispenser 1L white powder-ctd 304 st st	178.23
511904W	Be-Line grab bar Ø35 L.400 white aluminium	68.81	51206BC	Electronic box for 512066 + o-ring	95.92
511905C	Be-Line grab bar Ø35 L.500 anthracite aluminium	75.06	51206CR	Tank cover for 512066 soap dispenser	5.91

References prefixed by * are available while stocks last. References are listed in ascending alphanumerical order.

** Price excludes VAT.

REF.	DESCRIPTION	£ **
5120P2	Corner grab bar 2 walls Ø32 750x750 polished stainless steel	180.38
5120S	Corner grab bar 2 walls Ø32 750x750 stainless steel satin	180.38
512111PUK	Elec. liquid soap-foam disp. c-wall 304 st st chrome UK plug	268.28
512151PUK	Wall-mtd elec liquid soap-foam disp L 1.2m tube chr UK plug	246.36
5121N	Corner grab bar for shower seat Ø32 white Nylon	194.86
512551PUK	Wall-mtd elec liquid soap-foam disp 0.5L st str UK plug	246.36
5160N	Drop-down support rail Ø32 L650 white Nylon	266.95
5160P1	Drop-down support rail Ø33.7 L650 polished stainless steel	288.37
5161N	Wall support rail Ø32 L650 white Nylon	223.48
5162N	Drop-down rail with leg Ø32 L650 white Nylon	363.22
5163P1	Hinged & drop-down support rail Ø33.7 L650 polished st steel	369.76
5164N	Drop-down support rail Ø32 L850 white Nylon	284.45
5164P1	Drop-down support rail Ø33.7 L850 polished stainless steel	294.57
5169P1	Column for wall or drop down rail H1000 st steel satin	350.43
517000	Siphon F1 1/4" w. horizontal outlet Ø32 chrome plated brass	51.53
5170N	Drop-down rail with leg Ø32 L850 white Nylon	381.35
5170P1	Replaced by 510170P	-
5180P2	Grab rail 90° Ø32 300x300 polished stainless steel	104.98
5180S	Grab rail 90° Ø32 300x300 stainless steel satin finish	104.98
5181DP2	Replaced by 5180P2	-
5181DS	Replaced by 5180S	-
5181GP2	Replaced by 5180P2	-
5181GS	Replaced by 5180S	-
530	ECO grab bar Ø25 L300 polished stainless steel	22.56
531	ECO grab bar Ø25 L400 polished stainless steel	25.86
532	ECO grab bar Ø25 L500 polished stainless steel	27.53
536	ECO grab bar Ø25 L600 polished stainless steel	31.63
538400	Replaced by 543006 + 778700	-
538400D	Replaced by 543006D + 778700	-
538450	Replaced by 543006 + 778700	-
538450D	Replaced by 543006D + 778700	-
543000	TEMPOFIX 3 frame elect mains 230/6V for urinals Ø35 kit 1/2	430.96
543000D	TEMPOFIX 3 frame elect mains 230/6V for urinals 1/2" kit 1/2	430.96
543006	TEMPOFIX 3 fr sys time flow or bat for urinals Ø35 kit 1/2	419.76
543006D	TEMPOFIX 3 fr sys time flow or bat for urinals 1/2" kit 1/2	419.76
543100	TEMPOFIX 3 frame elect mains 12V for urinals Ø35 kit 1/2	678.56
543130	TEMPOFIX 3 frame system for HYBRIMATIC urinal kit 1/2"	326.85
5440N	T-shaped shower handrail Ø32 1150x500 white Nylon	211.46
5440P2	T-shaped shower handrail Ø32 1150x500 polished st steel	194.52
5440S	T-shaped shower handrail Ø32 1150x500 stainless steel satin	194.52
5441N	Sliding T-shaped grab bar Ø32 1150x500 white Nylon	229.26
5441P	Sliding T-shaped grab bar Ø32 1160x500 bright polished st.st.	220.40
5441S	Sliding T-shaped grab bar Ø32 1160x500 satin polished st.st.	220.40
5445T2S	Twin hole wall mtd sink mixer swivel underspout L200	158.89
5460N	Straight bar Ø32 +sliding block H 1150 white Nylon	145.83
5460P2	Straight bar Ø32 +sliding block H 1150 polished st steel	154.90
5460S	Straight bar Ø32 +sliding block H 1150 st steel satin finish	154.90
546412	TEMPOFIX 3 frame elec WC SS plate kit 2/2 (+547000DE/547005DE)	288.25
547000DE	TEMPOFIX 3 frame elec WC kit 1/2 26-130mm wall Ø110 (+546412)	775.73
547005DE	TEMPOFIX 3 frame elec WC kit 1/2 26-130mm Ø110 (+546412)	786.92
5481DP2	Grab bar and shower rail (right) Ø32 polished st steel	290.21
5481DS	Grab bar and shower rail (right) Ø32 stainless steel satin	290.21
5481GP2	Grab bar and shower rail (left) Ø32 polished stainless steel	290.21
5481GS	Grab bar and shower rail (left) Ø32 stainless steel satin	290.21
5481N	Shower grab bar and sliding white nylon vert. bar Ø32	341.37
5481P	Grab bar and sliding vert. bar Ø32 bright stainless steel	328.78
5481S	Grab bar and sliding vert. bar Ø32 satin stainless steel	328.78
5490N	Handrail & grab bar for shower seat Ø32 white Nylon	308.01
550	ECO grab rail 135° Ø25 220x220 polished stainless steel	34.66
551	Wall shelf 120x450 polished stainless steel	41.37
551311	Replaced by 790BOX + H9632	-
552	Wall shelf 120x450 white steel	34.64

REF.	DESCRIPTION	£ **
553	Wall shelf 120x600 polished stainless steel	45.82
554	Wall shelf 120x600 white steel	37.31
5603	Pillar mtd twin hole mixer 100lpm swivel spout Ø22 L300 H380mm	643.21
5610	Deck mtd single hole mixer 100lpm swivel spout Ø22 L300 H315	390.46
5612	Deck mtd single hole mixer 100lpm swivel spout Ø22 L300 H650	658.66
5625	Black pre-rinse set with mixer + hand spray 433010, bib tap	740.48
5626	Black pre-rinse with mixer + hand spray 433010, no bib tap	589.40
5630	Black pre-rinse with mixer + hand spray 433010, no bib tap	571.96
5632	Black pre-rinse set with mixer + hand spray 433010, bib tap	716.40
5633UK	Blk pre-rinse w. twin hole mix c-c 180, spray 433010 bib tap	803.55
5634	Black wall-mtd pre-rinse mixer + hand spray 433010, bib tap	687.21
5636	Black wall-mtd pre-rinse mixer +hand spray 433010 no bib tap	516.17
564000DE	TEMPOFIX 3 fr sys WC TEMPOMATIC 230/6V Ø110 wall fix kit 1/2	360.52
564005DE	TEMPOFIX 3 fr sys WC TEMPOMATIC 230/6V Ø110 self-supp kit 1/2	378.24
564060DE	TEMPOFIX 3 fr sys WC time flow or bat Ø110 wall fix kit 1/2	360.52
564065DE	TEMPOFIX 3 fr sys WC time flow or bat Ø110 self-supp kit 1/2	378.24
5640T2	Single hole mixer 45lpm, swivel spout L200, bakelite control	252.79
5640T3	Single hole mixer 45lpm, swivel spout L300, bakelite control	266.08
5641T2UK	Twin hole mixer c-c 180mm 60 lpm, tub swivel spout Ø22 L.200	349.36
5641T3UK	Twin hole mixer c-c 180mm 60 lpm, tub swivel spout Ø22 L.300	361.03
5645T2	Wall mtd mixer 60lpm, swan neck swivel underspout Ø22 L200mm	259.55
5647T2	Wall mtd mixer 60lpm, swan neck swivel overspout Ø22 L200mm	271.48
5647T3	Wall mtd mix 60lpm, swan neck swivel overspout Ø22 L300mm	277.56
5650T2	Deck mtd single hole mixer 60lpm, swivelling spout H. 255mm	329.48
5650T3	Deck mtd single hole mixer 60lpm, swivelling spout H. 355mm	363.57
5652	Deck mtd single hole mixer 60lpm, swivel spout L. 300 H. 685	636.25
566	Toilet roll holder polished 304 stainless steel	27.48
566TER	Hyperco toilet roll holder polished stainless steel	17.99
5675T2	St steel auto rewind hose reel L. 15m adj trigger hand spray	1,777.78
5676T2	Auto rewind hose reel L. 15m adjustable trigger hand spray	1,472.02
5679	Swivelling bracket for auto rewind hose reel	212.76
5680UK	Pre-rinse w. twin hole mix c-c 180, spray 433010 no bib tap	675.45
569	Wall mounted rectangular soap basket polished st steel	30.70
577	4 x Concealed lugs for mirror, 2 with spring pol st steel	4.61
578	Round mirror studded peg Ø20 chrome plated brass	5.72
578110	PEHD sleeve connector 100/110	24.93
578212	TEMPOFIX 3 WC frame 6L single flush kit 2/2	85.50
578222	TEMPOFIX 3 WC frame 3L/6L dual flush kit 2/2	94.04
578230	TEMPOFIX 3 WC frame 70-130mm dual flush kit 2/2	157.50
578300DE	TEMPOFIX 3 WC frame 10-35 & 70-130mm Ø110 wall fix kit 1/2	420.37
578305DE	TEMPOFIX 3 WC frame 10-35 & 70-130mm Ø110 free-stand kit 1/2	433.58
578400DE	TEMPOFIX 3 WC frame 30-60mm Ø110 wall fix kit 1/2	445.37
578405DE	TEMPOFIX 3 WC frame 30-60mm Ø110 free-standing kit 1/2	467.49
578MUR	Wall reinforcements for TEMPOFIX 3 frame system	32.50
578PMR	TEMPOFIX 3 connection kit, L. 580mm for PMR WC bowl	16.11
580000	Urinal waste Ø63 1 1/4" vand-resist st steel grid ctrl screw	10.56
581000	On/Off washbasin waste 1 1/4" stainless steel valve	30.06
5825	Black pre-rinse set with mixer + hand spray 433009, bib tap	774.87
5826	Black pre-rinse with mixer + hand spray 433009, no bib tap	623.76
5830	Black pre-rinse with mixer + hand spray 433009, no bib tap	606.15
5832	Black pre-rinse set with mixer + hand spray 433009, bib tap	749.88
5833	Blk pre-rinse w. twin hole mix c-c 150, spray 433009 bib tap	829.40
5834	Blk wall-mtd pre-rinse set with mixer + spray 433009 bib tap	721.47
5836	Black wall-mtd pre-rinse mixer +hand spray 433009 no bib tap	551.04
5880	Pre-rinse w. twin hole mix c-c 150, spray 433009 no bib tap	705.57
596000	Deluxe chrome plated blanking cap Ø45	10.96
598000	Deluxe white blanking cap Ø45	12.04
600	2 x Chrome plated supports for shelf L120	13.75
60212.10P	10 x Integrated flat filter 0.5 for nut 1/2"	16.54
60220.10P	*10 x Flat filters for nut F1/2" (while stk then 60212.10P)	16.48
60221.10P	*10 x mesh filter for nut F3/4" (while stock then 60234.10P)	18.31
60234.10P	10 x Integrated flat filter 0.5 for nut 3/4"	18.92

References prefixed by * are available while stocks last. References are listed in ascending alphanumerical order.

** Price excludes VAT.

REF.	DESCRIPTION	£ **	REF.	DESCRIPTION	£ **
60300.10P	10 x Flat filter in stainless steel 0.3 for nut 3/8"	20.41	709000	Recessed vandal proof ROUND shower head M1/2"	95.12
60438.10P	10 x Integrated conical filter 0.5 for nut 3/8"	16.54	709000CF	Recessed ROUND tamperproof sh head M1/2", full flow rate	95.12
610	Hypereco robe hook x 1 hook polished 304 stainless steel	8.73	709000DP	Recessed ROUND shower head M1/2", rain effect 6lpm	108.72
611	HYGIENA waste 1 1/4" concave grid, adaptable slotted lantern	25.66	709010	Vandal proof ROUND shower head M1/2" for panels 1-15mm	95.71
6110	HYGIENA waste with concave grid for basins, stainless steel	25.66	709010CF	ROUND shower head M1/2" for panels, full flow rate	95.71
612	Hypereco robe hook x 2 hooks polished 304 stainless steel	14.32	709010DP	ROUND shower head M1/2" for panels 1-15mm, rain effect	109.29
613	Hypereco robe hook x 3 hooks polished 304 stainless steel	19.50	709010GR	*ROUND shower head M1/2" for panels (while stk then 709010DP)	116.35
620	Washbasin pop up waste 1 1/4" chrome plated brass	29.34	709150	Vandal proof ROUND shower head M1/2" for walls 180mm	112.52
624000	Trap for DELTACERAM urinals	17.96	709150DP	ROUND sh head M1/2", cross wall 180mm walls, rain-effect 6 lpm	125.67
64000	Wall mounted shower head M1/2" with 5 ring spray grid	73.28	709150GR	Replaced by 709150DP	-
6543	Discontinued	-	709200	Vandal proof ROUND shower head M1/2" for walls 230mm	118.79
6555	Glass shelf 120x600 rounded edges	19.57	710000	Wall mounted shower arm MM1/2" L95 for shower head F1/2"	38.87
6566	Hypereco liquid soap disp 1.2L 304 st steel satin finish	58.91	710500	Wall mounted soap dish Bayblend® chrome plated matt	35.15
6567	Hypereco liquid soap dispenser 1.2L polished 304 st steel	58.91	710501	Wall mounted soap dish Bayblend® chrome plated bright	35.15
6568	Spare valve for liquid soap dispenser 6566 & 6567	21.37	711000	GYM COMFORT adjustable scale proof shower head F1/2" Ø45	50.84
6569	Spare level control for soap dispenser 6566 & 6567	5.66	711002	GYM COMFORT EXTRA adj scale proof shower head F1/2" Ø68	65.90
6580	Liquid soap dispenser 1L polished stainless steel	143.75	712000	TONIC JET vandal proof recessed shower head M1/2"	95.12
6580SRV	Pump for soap dispenser 658x	42.08	712000CF	TONIC JET rec shower head M1/2, full flow rate	95.12
6581	*Soap dispenser 1L white (while stock then 510581)	128.26	712000DP	TONIC JET recessed shower head M1/2", rain-effect 6 lpm	108.64
6582	Replaced by 510582	-	712000GR	Replaced by 712000DP	-
6583	Liquid soap dispenser 0.5L polished stainless steel	135.70	712010	TONIC JET vandal proof shower head M1/2" for panels 1-10mm	95.63
6584	Replaced by 510584	-	712020	TONIC JET vandal proof exposed shower head F3/4" +column Ø16	164.22
6586	Replaced by 510586	-	712150	TONIC JET vandal proof cross wall 180mm shower head M1/2"	112.52
6590	Replaced by 510601P	-	712150DP	TONIC JET shw head M1/2", cross wall 180mm, rain-effect 180mm	125.67
6601	Folded paper towel dispenser polished stainless steel	175.88	712150GR	Replaced by 712150DP	-
6602	Folded paper towel dispenser white powder-coated	159.90	712200	TONIC JET vandal proof cross wall 230mm shower head M1/2"	118.79
6603D	Hypereco folded paper towel dispenser white ABS	53.21	714000	SPORTING exposed shower kit M1/2" ~30sec time flow valve	254.69
6606	180 x Folded paper towels	7.50	714002	SPORTING wall mtd rec sh kit M1/2" ~30sec time flow valve	291.65
6607D	Folded paper towel dispenser stainless steel satin finish	216.62	714700	SPORTING 2 anodised alu sh panel M1/2" ~30sec time flow valve	184.69
6611	Wall mounted paper towel bin polished stainless steel	217.32	714700DP	SPORTING 2 alu shower panel M1/2" ~30sec valve rain effect	200.36
6612	Wall mounted paper towel bin white powder-coated	210.73	714700GR	*SPORTING 2 sh panel M1/2" ~30sec (while stk then 714700DP)	215.65
6613CA	Power supply board for 6613 automatic hand dryers	74.39	714701	Replaced by 714700	-
6613D	Automatic hand dryer with adj. nozzle 360° pol 304 st steel	651.95	714764	Starter for SPORTING shower	24.87
6614	Auto. hand dryer with adj. nozzle 360° 304 st steel satin	651.95	714765	Starter for SPORTING shower panel	24.87
6615	Automatic hand dryer with adj. nozzle 360° white steel	592.68	714800	SPORTING anodised aluminium shower panel M1/2", 230/6V	306.77
6617	Wall mounted paper towel bin stainless steel satin finish	264.38	714800DP	SPORTING anodised alu shower panel M1/2", 230/6V rain effect	322.66
6621	Automatic hand dryer white ABS	249.16	714806	SPORTING anodised aluminium shower panel M1/2", 6V battery	306.77
6624	Wall mounted hairdryer with razor plug white ABS	106.73	714806DP	SPORTING anodised alu shower panel M1/2" 6V batt rain effect	322.66
6631	Automatic hand dryer polished 304 stainless steel	474.13	714900	SPORTING alu therm shower panel top inlets M1/2", 230/6V	420.37
6692	White pre-rinse set with mixer + hand spray 433000, bib tap	711.90	714900DP	SPORTING alu therm sh pnl top inlet M1/2" 230/6V rain effect	436.29
6693	White pre-rinse set with mixer +hand spray 433000 no bib tap	517.37	714906	SPORTING alu therm shower panel top inlets M1/2", 6V battery	420.37
6712	Hypereco liquid soap dispenser elbow control 0.9L white ABS	60.21	714906DP	SPORTING alu therm sh pnl top inlet M1/2 6V batt rain effect	436.29
6784	*Single towel rail Ø14 st steel (while stock then 510788P)	35.21	714910	SPORTING alu therm shower panel rear inlets M1/2", 230/6V	465.82
6786D	*Double towel rail Ø14 st steel (while stock then 510790P)	58.82	714910DP	SPORTING alu therm sh pnl rear inlet M1/2 230/6V rain effect	481.74
682001UK	Floor trap 100x100 hard floors adj H horiz elbow outlet Ø43	47.64	714916	SPORTING alu therm shower panel rear inlets M1/2" 6V battery	465.82
683001UK	Floor trap 150x150 hard floors adj H horiz elbow outlet Ø43	80.94	714916DP	SPORTING alu therm shr pnl rear inlet M1/2 batt rain effect	481.74
683002UK	Floor trap st steel grid Ø114 vinyl floors elbow outlet Ø43	60.97	715000	Ceiling mounted shower head F1/2" with chromed rim Ø80	14.30
684000	Floor trap with grid 140x140 - vertical outlet Ø40	63.84	716000	Ceiling mounted GYM vandal proof shower head F1/2" fixed	50.08
6892	White mixer + column with hand spray 433003, bib tap	745.99	717510	Shower tower 1 shower head	979.35
6893	White mixer + column with hand spray 433003, without bib tap	605.44	717511	Shower tower 1 shower head + 1 bib tap	1,126.25
70000015	TEMPOMIX 2 basin mixer M1/2" ~7sec Ø15 comp fit +stopcocks	216.87	717520	Shower tower 2 shower heads	1,175.22
70000115	TEMPOMIX 2 AB basin mix M1/2"~7sec Ø15 comp fit +stopcocks	227.94	717521	Shower tower 2 shower heads + 1 bib tap	1,322.12
70040015	TEMPOMIX 2 basin mixer M1/2" lever ~7sec Ø15 + stopcocks	243.51	717540	Shower tower 4 shower heads	1,615.92
700BJ	Flow straightener in Hostaform® for TEMPOSTOP 2 & TEMPOMIX 2	3.56	729008	Soap dispenser straight spout 1L bottle, chromed brass	81.88
702000	TEMPOSTOP 2 basin tap M1/2" ~7sec time flow	140.43	729012	Soap dispenser curved spout 1L bottle, chromed brass	85.91
702032	Water nozzle for tube Ø32 for squat WC	26.39	729108	Soap dispenser straight spout, tube L1200, chromed brass	81.88
702301	TEMPOSTOP 2 AB basin tap M1/2" ~7sec time flow	160.45	729112	Soap dispenser curved spout, tube L1200, chromed brass	85.91
702351	Replaced by 702301	-	729150	Wall mounted soap dispenser cross wall 180, chromed	92.60
702400	TEMPOSTOP 2 lever operated basin tap M1/2" ~7sec time flow	162.65	729302	Maintenance kit for soap dispenser type 729150/729012	15.65
702451	Replaced by 702400	-	729303	Cartridge for soap dispenser type 729150/729200	56.49
705000	Connection washer Ø32/55 with clamp for WC	14.30	729308	Cartridge for soap dispenser type 729008	56.49
705028	Connection washer Ø28/55 with clamp for WC	18.62	729312	Cartridge for soap dispenser type 729012	60.80

References prefixed by * are available while stocks last. References are listed in ascending alphanumerical order.

** Price excludes VAT.

REF.	DESCRIPTION	£ **
729500	0.5L Tank for 729 soap dispenser, union F1/2"	14.75
729501	1L Tank for 729 soap dispenser, union F1/2"	17.01
729508	Soap dispenser straight spout 0.5L bottle, chromed brass	81.88
729512	Soap dispenser curved spout 0.5L bottle, chromed brass	85.91
729TUB	Soap dispenser mech with PVC tube + NR valve docking port	9.31
730802.2P	2 x Angled isolating ball valve for PREMIX 3/4"	148.18
730803.2P	2 x Angled isolating ball valve for PREMIX 1"	148.18
730804.2P	*2 x Angled isolating ball valves for PREMIX 1 1/4" (while stk)	253.65
731002	PREMIX COMFORT 55 group thermostatic mixer M3/4" 55lpm	495.88
731003	PREMIX COMFORT 90 group thermostatic mixer M1" 90lpm	768.60
731004	PREMIX COMFORT 140 group thermostatic mixer M1 1/4" 140lpm	1,103.32
731005	PREMIX COMFORT 190 group thermostatic mixer M1 1/2" 190lpm	1,425.62
731052	PREMIX SECURITY 55 group thermostatic mixer M3/4" 55lpm	495.88
731053	PREMIX SECURITY 90 group thermostatic mixer M1" 90lpm	768.60
731054	PREMIX SECURITY 140 group thermostatic mixer M1 1/4" 140lpm	1,103.32
731055	PREMIX SECURITY 190 group thermostatic mixer M1 1/2" 190lpm	1,425.62
731200	PREMIX COMFORT T2 group thermostatic mixer M3/4" 55lpm	495.88
731300	PREMIX COMFORT T3 group thermostatic mixer M1" 90lpm	768.60
731400	PREMIX COMFORT T4 group thermostatic mixer M1 1/4" 140lpm	1,103.32
731500	PREMIX COMFORT T5 group thermostatic mixer M1 1/2" 190lpm	1,425.62
732115	PREMIX NANO thermostatic mixer Ø15mm nickel body	72.51
732116	PREMIX NANO thermostatic mixer Ø15mm chromed body	85.33
732515	Connection kit PEX L300 for PREMIX NANO 732216	38.87
733015	PREMIX COMPACT thermostatic mixer M1/2" rough cast body	96.57
733016	*PREMIX COMPACT therm mixer M1/2" (while stock then 733015)	128.56
733020	PREMIX COMPACT thermostatic mixer M3/4" rough cast body	96.57
733021	*PREMIX COMPACT therm mixer M3/4" (while stock then 733020)	128.56
734100	TEMPOGENOU angled MM1/2" lever L350 ~7sec	99.99
735000	TEMPOGENOU inline MM1/2" stud nut lever L350 ~7sec	108.66
735400	TEMPOGENOU inline MM1/2" lever L350 ~7sec	106.70
735447	TEMPOGENOU inline MM1/2", lever L350 ~7sec comp. fittings	113.91
73544715	TEMPOGENOU inline MM1/2", lever L350 ~7sec comp fit + olives	127.12
736001	MONOFOOT floor mounted pedal operated valve MM1/2" stud nut	148.28
736101	MONOFOOT floor mounted pedal operated vlv MM1/2" without nut	142.32
736102	MONOFOOT wall mounted pedal operated vlv MM1/2" without nut	162.94
737152	TEMPOSTOP pillar basin tap M1/2" swan neck spout lever L150	146.13
737202	TEMPOSTOP pillar basin tap M1/2" swan neck spout lever L200	150.87
739000	MIXFOOT floor mounted pedal operated mixer MM1/2" stud nut	169.53
739100	MIXFOOT floor mounted pedal operated mixer MM1/2" w-out nut	165.64
739102	MIXFOOT wall mounted pedal operated mixer MM1/2" without nut	173.87
740000	TEMPOSOFT basin tap M1/2" ~7sec time flow	177.90
740300	TEMPOSOFT 2 basin tap M1/2" ~7sec time flow reinforced fixing	80.10
740500	TEMPOSOFT 2 basin tap M1/2" ~7sec time flow	71.48
741000	TEMPOSOFT wall mounted basin tap M1/2" L80 ~7sec time flow	124.53
741500	TEMPOSOFT 2 wall mtd basin tap M1/2" L110 ~7sec time flow	70.18
741515	TEMPOSOFT 2 wall mtd basin tap M1/2" L110 ~15sec time flow	70.18
741550	TEMPOSOFT 2 wall mtd basin tap M1/2" L150 ~7sec time flow	84.56
741555	TEMPOSOFT 2 basin tap M1/2" for 50mm panels ~7 sec L.150	113.05
741565	TEMPOSOFT 2 wall mtd basin tap M1/2" L150 ~15sec time flow	84.56
741943	*TEMPOSTOP AB basin tap M1/2" 200mm CW (stk then 748110)	188.85
741945	*TEMPOSTOP AB basin kit M1/2" ~7sec (while stk then 748110)	289.85
74200015	TEMPOSOFT MIX mixer M1/2" ~7sec comp fit Ø15 + stopcocks	261.34
74250015	TEMPOSOFT MIX 2 mixer M1/2" ~7sec comp fit Ø15 + stopcocks	167.73
742510	TEMPOSOFT MIX 2 basin mixer F3/8" ~7sec time flow	151.27
742510LH	TEMPOSOFT MIX 2 basin mixer F3/8" ~7sec time flow + LH	185.53
742520	TEMPOSOFT MIX 2 basin mixer F3/8" ~15sec time flow	151.27
743003	TEMPOSTOP 1/2" cartridge ~3sec time flow	40.54
743005	TEMPOSTOP basin/urinal cartridge ~7sec time flow	40.54
743010	TEMPOSTOP basin/shower cartridge ~15sec time flow	40.54
743080	TEMPOSTOP basin cartridge with disk push button ~7sec flow	71.68
743103	TEMPOSTOP recessed urinal cartridge ~3sec time flow	46.44
743105	TEMPOSTOP AB cartridge basin/urinal ~7sec time flow	54.97

REF.	DESCRIPTION	£ **
743107	TEMPOSTOP recessed urinal cartridge ~7sec time flow	46.44
743110	TEMPOSTOP recessed shower cartridge ~15sec time flow	46.44
743115	TEMPOSTOP AB basin cartridge ~15sec time flow	53.85
743205	TEMPOSTOP AB cross wall/lever basin cartridge ~7 sec	54.13
743215	TEMPOSTOP AB cross wall/lever basin/shower cartridge ~15sec	54.97
743303	TEMPOSTOP urinal cartridge ~3sec time flow	40.54
743305	TEMPOSTOP cross wall/lever basin/urinal cartridge ~7sec	40.54
743310	TEMPOSTOP cross wall/lever basin/shower cartridge ~15sec	40.54
743323	TEMPOSTOP cross wall/lever urinal cartridge ~3sec time flow	40.54
743428	TEMPOSTOP recessed shower cartridge ~30sec time flow	57.25
743507	TEMPOFLUX WC rec flush valve cartridge ~7sec time flow	71.27
743528	TEMPOSTOP recessed urinal cartridge ~7sec time flow	57.25
743605	TEMPOCHASSE 1 1/4" rec/cross wall cartridge ~7sec time flow	54.09
743622	TEMPOFLUX 2 WC 3/4" recessed cartridge/frame 10-35mm ~7sec	66.08
743623	TEMPOFLUX 2 WC 3/4" cross wall flush vlv cartridge ~7sec time flow	64.90
743641	TEMPOSTOP 3/4" recessed shower cartridge ~30sec time flow	54.09
743642	TEMPOSTOP 3/4" c-wall/rec shower cartridge ~30sec time flow	57.25
743643	TEMPOSTOP 3/4" c-wall/rec urinal cartridge ~7sec time flow	50.63
743644	TEMPOSTOP 3/4" recessed shower cartridge ~30sec time flow	65.57
743645	TEMPOSTOP 3/4" recessed urinal cartridge ~7sec time flow	65.57
743677	TEMPOFLUX 2 WC 3/4" recessed/frame 30-60mm cartridge ~7sec	96.36
743700	TEMPOSTOP 3/4" exposed shower cartridge ~30sec time flow	57.25
743705	TEMPOCHASSE 1 1/4" lever operated cartridge ~7sec time flow	54.09
743707	TEMPOSTOP 3/4" siphon action urinal cart ~7sec time flow	57.25
743714	SPORTING wall mounted shower cartridge ~30sec time flow	24.87
743715	SPORTING shower panel cartridge ~30sec time flow	24.87
743732	Maintenance kit for PREMIX NANO	35.55
743741	TEMPOSOFT urinal cartridge ~7sec time flow	37.52
743742	TEMPOSOFT basin cartridge ~15sec time flow	37.52
743743	TEMPOSOFT shower cartridge ~30 sec time flow	37.52
743743CF	TEMPOSOFT shower cartridge time flow ~30sec full flow	37.52
743744	TEMPOSOFT urinal cartridge ~3sec time flow	41.66
743747	TEMPOSOFT basin cartridge ~7sec time flow	37.52
743749	TEMPOSTOP 3/4" exposed shower cartridge ~30sec time flow	54.09
743761	TEMPOFLUX WC 3/4" exp. flush vlv cartridge ~7sec time flow	54.09
743762	TEMPOFLUX WC 3/4" rec flush vlv cartridge ~7sec time flow	54.09
743763	TEMPOFLUX WC 3/4" c-wall flush vlv cartridge ~7sec time flow	48.62
743765	Recessed TEMPOFLUX 3 cartridge, dual flush 3L/6L	33.56
743777	TEMPOFLUX exposed urinal cartridge 7sec time flow	48.86
743778	TEMPOFLUX exposed urinal cartridge 3sec time flow	50.08
743779	TEMPOSTOP 3/4" WC cartridge ~7sec time flow	54.09
743786	TEMPOMIX wall mounted basin cartridge ~7 sec (new design)	79.53
743789	TEMPOMIX shower cartridge time flow ~30sec (new design)	79.53
743790	TEMPOMIX shower cartridge time flow ~30sec (old design)	79.53
743791	TEMPOMIX basin cartridge, time flow ~7 sec (new design)	79.53
743792	Thermostatic cartridge for shower mixer	116.31
743793	TEMPOMIX 3 wall-mounted basin cartridge, time flow ~7 sec	90.89
743794	TEMPOMIX 3 basin cartridge ~7sec time flow	74.97
743795	TEMPOMIX basin cartridge ~7 sec time flow (old design)	79.53
743796	TEMPOMIX wall mounted basin cartridge ~7 sec (old design)	79.53
743797	TEMPOMIX recessed shower cartridge ~30sec (old design)	79.53
743798	TEMPOMIX cross wall basin cartridge ~7 sec (old design)	79.53
743799	TEMPOMIX 3 shower cartridge time flow ~30 sec	90.89
743902	TEMPOSTOP 2 / TEMPOMIX 2 basin cartridge ~15sec time flow	51.34
743907	TEMPOSTOP 2 / TEMPOMIX 2 basin cartridge ~7sec time flow	51.34
743908	TEMPOSTOP 2 / TEMPOMIX 2 AB basin cartridge ~7 sec time flow	65.73
743915	TEMPOSTOP 2 / TEMPOMIX 2 AB basin cartridge ~15sec time flow	65.73
745100	TEMPOSTOP basin tap M1/2" ~7sec time flow + back nut	62.58
745101	TEMPOSTOP AB basin tap M1/2" ~7sec time flow + back nut	72.99
745200	TEMPOSTOP basin tap M1/2" ~7sec time flow + stud nut	66.44
745250	Replaced by 745100	-
745300	TEMPOSTOP basin tap M1/2" ~7sec time flow reinforced fixing	72.72

References prefixed by * are available while stocks last. References are listed in ascending alphanumerical order.

** Price excludes VAT.

REF.	DESCRIPTION	£ **	REF.	DESCRIPTION	£ **
745301	TEMPOSTOP AB basin tap M1/2" ~7sec back nut with 3 screws	76.41	750010	Secureflow pneumatic time flow valve com	242.53
745351	Replaced by 745301	-	750020	Secureflow diaphragm actuator	60.71
745440	TEMPOSTOP lever operated basin tap M1/2" ~7sec	85.55	751000	Urinal neck tube F1/2" for ALLIA /SELLES + water nozzle	40.05
745450	Replaced by 745440	-	751753	Urinal neck tube F1/2" for VB Losange 7530 + water nozzle	53.42
745460	TEMPOSTOP lever operated basin tap M1/2" ~15sec	85.55	752000	Urinal neck tube F1/2" Ø35	28.12
746000	TEMPOSTOP wall mounted basin tap M1/2" ~7sec	47.15	752430	Urinal neck tube Ø 35mm recessed supply	20.45
746001	TEMPOSTOP AB wall mounted basin tap M1/2" ~7sec time flow	54.26	753000	Urinal neck tube F1/2" F3/8" Ideal STANDARD/PORCHER Applique	18.62
746015	TEMPOSTOP wall mounted basin tap M1/2" ~15sec	47.15	753005	Maintenance kit TEMPOSTOP basin/urinal ~7sec time flow	19.07
746292	TEMPOSTOP wall mtd basin tap M1/2" ~7sec with wall plate	49.32	753010	Maintenance kit for TEMPOSTOP basin/shower ~15sec time flow	19.07
746410	TEMPOSTOP wall mounted lever operated basin tap M1/2" ~7sec	70.56	753105	Maintenance kit TEMPOSTOP AB basin/urinal ~7sec time flow	19.07
747000	TEMPOSTOP exposed shower valve M1/2" inline ~15sec time flow	58.89	753115	Maintenance kit TEMPOSTOP AB basin/shower ~15sec time flow	19.07
747004	TEMPOSTOP chain pull shower valve M1/2" 15sec + GYM COMFORT	146.94	753148	Maintenance kit TEMPOSTOP siphon action urinal ~7sec	24.87
747006	TEMPOSTOP chain pull shower valve M1/2" 15sec + GYM	146.94	753149	Maintenance kit for TEMPOSTOP shower ~30sec time flow	24.87
747080	TEMPOSTOP exposed shower valve M1/2" disk push button ~7sec	95.53	753256	Renovation pack for mixer with swivel spout from 06/19	8.07
747110	TEMPOSOFT AB shower kit M1/2" c-wall 200mm ~15 sec + ROUND	223.87	753303	Maintenance kit TEMPOSTOP basin/urinal ~3sec time flow	19.07
747114	TEMPOSTOP basin tap M1/2" inline ~3sec compression fittings	60.99	753395	Urinal neck tube F1/2" for PORCHER HygieniQ	24.62
747121	TEMPOSTOP rec/c-wall rough cast shower valve M1/2" ~15sec	55.01	753730	Maintenance kit for PREMIX COMFORT 3/4" or 1"	105.30
747122	TEMPOSTOP AB rec/c-shower valve rough M1/2" ~15sec	69.44	753733	Maintenance kit for PREMIX COMPACT	36.83
747214	*TEMPOSTOP AB shower valve kit CW 200mm (stk then 747110)	237.47	753734	PREMIX COMPACT repair kit after 03/2021	36.83
747500	TEMPOSTOP chain pull shower valve MM1/2" ~15sec time flow	104.79	753735	Maintenance kit for PREMIX COMFORT 1 1/4" and 1 1/2"	128.76
747800	TEMPOSOFT 2 wall mtd exp shower valve M1/2" inline ~30 sec	81.51	753736	Maintenance kit for MONOFOOT	18.33
747801	TEMPOSOFT 2 exp shower kit M1/2" ~30 sec valve + TONIC JET	248.34	753739	Maintenance kit for MIXFOOT	24.87
747942	Discontinued	-	753749	Maintenance kit for TEMPOSTOP shower ~30sec time flow	24.87
747952	TEMPOSTOP rec/c-wall basin/sh valve M1/2" ~15sec comp fitting	55.01	753750	Maintenance kit for PREMIX SECURITY 3/4" or 1"	115.35
74795215	Discontinued	-	753755	Maintenance kit for PREMIX SECURITY 1 1/4" and 1 1/2"	128.76
748000	TEMPOSTOP exposed shower valve M1/2" angled ~15sec time flow	67.52	753761	Maintenance pack for TEMPOFLUX WC ~7sec time flow	31.64
748057	*HOSPITAL time flow trigger hand spray (while stock then 2591)	202.93	753763	Maintenance pack for cross wall TEMPOFLUX WC ~7sec time flow	31.64
748058	Replaced by D275058	-	753779	Maintenance kit for TEMPOCHASSE WC ~7sec time flow	24.87
748065	*HYGIÉNA time flow h/ spray for bed pans(whl stk then D275065)	210.93	753790	Maintenance kit for TEMPOMIX shower ~30sec time flow	49.06
748110	TEMPOSOFT AB basin tap M1/2" c-wall 200mm ~7 sec time flow	176.10	753795	Maintenance kit deck mtd TEMPOMIX basin ~7 sec time flow	49.06
748126	TEMPOSTOP angled basin tap M1/2" rough cast ~7sec + bk nuts	56.72	753796	Maintenance kit wall mtd TEMPOMIX basin ~7 sec time flow	49.06
748130	TEMPOSTOP angled basin tap M1/2" rough cast ~15sec + bk nuts	56.72	754000	Urinal neck tube F1/2" F3/8" for J DELAFON Coquille 2-1519	20.75
748150	TEMPOSTOP wall mounted basin tap M1/2" ~15sec swivel spout	82.89	754524	Urinal neck tube F1/2" for J DELAFON Coquille + water nozzle	44.69
748151	TEMPOSTOP AB wall mtd basin M1/2" tap ~15sec swivel spout	97.24	755120	Discontinued	-
748210	TEMPOSTOP AB c-wall 200 basin kit M1/2" ~7sec 2 ctrl spt L75	229.47	756000	Urinal neck tube F1/2" for ALLIA/SELLES + water nozzle	47.95
748626	TEMPOSTOP wall mtd basin tap M1/2" ang rough body ~7sec flow	59.18	756230	Urinal neck tube F1/2" JD Murale 2, Boissiere 2 + water noz	49.96
748630	TEMPOSTOP wall mtd basin tap M1/2" ang rough body ~15sec flow	59.18	757000	Urinal neck tube F1/2" + wall plate for ROCA Urto	21.53
748800	TEMPOSOFT 2 exposed shower valve M1/2" angled ~30 sec flow	72.12	757010	Discontinued	-
749000	TEMPOSTOP exposed shower valve M3/4" 75 lpm ~30sec time flow	90.22	757118	Neck tube F1/2" for DELABIE DELTACERAM urinal	37.05
749001	TEMPOSTOP exp shower vlv kit M3/4" inline ~30sec + TONIC JET	240.30	757135	Neck tube F1/2" TEMPOSTOP TEMPOSOFT 2 for FINO urinal	40.76
749002	TEMPOSTOP exp shower kit M1/2" comp fitting + TONIC JET	260.42	757160	Neck tube F1/2" for DELABIE DELTA urinal before 04/2019	25.60
749110	TEMPOSOFT shower kit M1/2" c-wall 200mm ~30 sec + ROUND	223.87	757162	Neck tube F1/2" for DELABIE DELTA urinal after 04/2019	50.75
749128	TEMPOSTOP rec shower valve F1/2" st steel Ø130 plate ~30sec	123.62	757430	Neck tube + 1/2" union for rec supply for urinal with flexi	38.30
749146	Discontinued	-	758021	Urinal water nozzle for stalls M3/8" recessed inlet	25.68
749159	*TEMPOSTOP shower valve kit CW 150mm ~30sec (stk then 749110)	244.49	758035	Urinal union M1/2" Ø35 recessed	17.84
749218	TEMPOSTOP recessed shower valve waterproof Kit 2/2 (+749BOX)	168.49	758135	Urinal neck tube F1/2" Ø35 recessed supply	35.04
749218CXL	TEMPOSTOP recessed shower waterproof CXL Kit2/2 (+749BOX)	194.42	758445	Recessed neck tube F1/2" for 1/2" urinals	35.00
749239	TEMPOSTOP recessed shower waterproof Kit2/2 ROUND (+749BOX)	253.71	758645	Urinal neck tube F1/2" + water nozzle for ALLIA Amigo 3645	71.68
749300	TEMPOSOFT aluminium shower panel top inlet valve ~30sec	436.55	758921	Urinal water nozzle for stalls M1/2" recessed inlet	25.68
749350	TEMPOSOFT aluminium shower panel top inlet +handset ~30sec	503.72	759000	Urinal neck tube F3/4" Ø35 for siphon action	31.30
749428	TEMPOSOFT 2 rec shower valve M1/2" ~30 sec + wall plate Ø130	100.15	759090	Urinal neck tube F3/4" from above for JD Patio	39.50
749429	TEMPOSOFT 2 recessed shower kit M1/2" ~30 sec valve + ROUND	196.72	760000	TEMPOCHASSE WC exposed valve MM1 1/4" ~7sec time flow	109.08
749628	TEMPOSTOP recessed shower valve F1/2" ~30sec st steel plate	123.62	760004	TEMPOCHASSE WC exp valve kit 1" ~7sec + inline stopcock	240.11
749700	TEMPOSTOP exposed shower valve M3/4" 12 lpm ~30sec time flow	99.11	760005	TEMPOCHASSE exposed valve 1" ~7sec + elbow stopcock	232.18
749721	TEMPOSTOP exp shower M1/2" M3/4" ~30sec, inlet comp fittings	116.59	760110	TEMPOCHASSE WC 1" c-wall 200 connection washer Ø32/55 ~7 sec	193.14
749725	Replaced by 749721	-	760150	*TEMPOCHASSE WC 1" CW valve 190mm (while stk then 760110)	208.75
74972515	Replaced by 749721	-	760210	TEMPOCHASSE WC 1" cross wall 200 ~7 sec + angled tube Ø32	238.59
749770	TEMPOSTOP shower valve M3/4" for panels ~30sec + wall plate	104.18	760220	TEMPOCHASSE WC rec/plate kit 1" +con wash Ø32/55 ~7sec	279.56
749870	TEMPOSOFT 2 sh valve M1/2" for panels 7mm ~30 sec time flow	77.15	760450	TEMPOCHASSE exp slop hop kit 1" + offset 40 tube Ø32 7sec	279.56
749925	Discontinued	-	760460	TEMPOCHASSE exp for DELABIE slop hop kit 1 1/4" + tube Ø32	272.82
749BOX	TEMPOSTOP rec shower waterproof Kit1/2 (+749218/239/232)	176.12	760605	TEMPOCHASSE WC recessed/c-wall cast MM1 1/4" Ø32 ~7sec flow	92.82
750000	*Urinal neck tube F1/2" for ALLIA Nogent +nozzle (while stk)	60.08	760627	Replaced by 760220	-

References prefixed by * are available while stocks last. References are listed in ascending alphanumerical order.

** Price excludes VAT.

REF.	DESCRIPTION	£ **
760700	*TEMPOCHASSE 1" CW valve kit 190mm + tube (stk then 760210)	242.62
761000	TEMPOFLUX WC Ø28 exposed valve M3/4" angled ~7sec time flow	93.03
761001	TEMPOFLUX WC Ø28 exposed valve M3/4" angled ~7sec + stopcock	137.98
761002	TEMPOFLUX WC exposed kit F3/4" Ø28 angled ~7sec + stopcock	212.76
761003	TEMPOFLUX WC exp kit M3/4" angled ~7sec + tube Ø28 stopcock	203.34
761004	TEMPOFLUX WC exp kit M3/4" angled ~7sec time flow +tube Ø28	158.36
761025	TEMPOFLUX WC exp kit M3/4" angled ~7sec valve + tube Ø24/25	107.31
761110	TEMPOFLUX WC M3/4" Ø25 flush vlv c-wall 200 ~7 sec time flow	184.69
761200	*TEMPOFLUX WC valve CW 200mm ~7sec (while stock then 761210)	192.90
761210	TEMPOFLUX WC M3/4" kit c-wall 200mm ~7 sec timing + tube 2/2	215.87
761627	TEMPOFLUX WC rec valve M3/4" 7 sec st steel plate 220x170	195.36
761700	*TEMPOFLUX WC valve kit CW 150mm ~7sec (while stk then 761210)	225.36
761900	TEMPOFLUX WC recessed valve M3/4" ~7 sec chromed plate Ø195	208.32
762150	TEMPOFLUX 2 WC cross wall 145 flush valve M3/4" Ø25 ~7sec	227.09
762901	TEMPOFLUX 2 WC rec vlv M3/4" with box ~7sec single flush	219.70
762902	TEMPOFLUX 2 WC rec valve M3/4" with box ~7sec dual flush	238.16
763000	TEMPOFLUX 3 WC F3/4" recessed AB, satin, 3L/6L, kit 2/2	141.85
763040	TEMPOFLUX 3 WC recessed AB, chromed, 3L/6L, kit 2/2	209.62
763153	TEMPOFLUX 3 WC M3/4", AB 3L/6L, flush valve cross wall 150	187.46
763156	TEMPOFLUX 3 WC M3/4", AB 6L, flush valve cross wall 150	153.39
763163	TEMPOFLUX 3 WC M3/4" AB 3L/6L valve cross wall 150 +tube Ø32	221.55
763166	TEMPOFLUX 3 WC M3/4" AB 6L valve cross wall 150 + tube Ø32	187.46
763201	TEMPOFLUX 3 WC AB Ø28 exp valve M3/4" angled ~7sec +stopcock	135.16
763203	TEMPOFLUX 3 WC AB exp kit M3/4" Ø28 angled ~7sec + stopcock	195.01
763BOX	TEMPOFLUX 3 WC 3/4" valve recessed AB, 3L/6L, kit 1/2	118.20
763PIM	Satin st st plate for TEMPOFLUX 3 WC recessed AB	100.15
763PMM	Metal plate for TEMPOFLUX 3 WC recessed AB	178.14
764000	Inline stopcock chromed + flow adjustment F1" - F1 1/4"	68.28
764600	Stopcock straight + flow adjustment F1"-F1 1/4" rough	64.08
765000	Elbow stopcock chromed + flow adjustment F1" - F1 1/4"	60.36
765020	Elbow stopcock chromed + flow adjustment FF3/4"	59.85
766001	Elbow flush tube Ø32/55 st steel TEMPOCHASSE WC 1 1/4"	70.19
766002	Elbow flush tube + con washer Ø28/55 for TEMPOFLUX WC 3/4"	65.37
767004	*Angled flush tube Ø 32mm F1 1/4" for squat WC (while stock)	152.50
767006	*Flush tube for slop hop offset 40mm F1 1/4" (while stock)	110.16
769001	Elbow flush tube PE Ø32/55 for TEMPOCHASSE F1 1/4"	53.26
769400	Recessed/cross wall PVC elbow flush tube Ø32	33.88
769500	Rec/c-wall PVC elbow flush tube + connection washer Ø32/55	51.26
770035	Urinal corner wedge L35 I.S.J.DELAFON, LAUFEN, PORCHER	32.66
770045	Urinal corner wedge L45 ALLIA VILLEROY & BOCH	32.66
771000	SIPHURINOIR vertical siphon with lip seal Ø50/32 H 110 chr ABS	33.33
775000	Urinal outlet M1 1/4" socket to seal Ø54, chromed brass	19.45
776000	Urinal outlet M1 1/4" with comp seal Ø50 w-out nut, chr brass	53.58
777000	TEMPOSTOP exposed urinal MM1/2" inline ~3sec + wall plate	58.81
777007	TEMPOSTOP exposed urinal MM1/2" inline ~7sec + wall plate	58.81
777015	TEMPOSTOP urinal kit inline washer Ø35	87.69
777101	*TEMPOSTOP urinal kit inline ALLIA Aubagne 2, SELLES whl stk	155.08
777110	TEMPOSTOP urinal valve MM1/2" c-wall 200mm ~3 sec time flow	99.62
777130	TEMPOSOFT 2 recessed urinal valve M1/2" ~3sec + wall plate	100.15
777140	TEMPOSOFT 2 urinal vlv MM1/2" for panels 7mm ~3sec time flow	78.70
777200	*TEMPOSTOP c-wall 200mm urinal valve ~3sec (stock then 777110)	107.84
777503	Discontinued	-
777517	*TEMPOSTOP urnl kit inline JACOB DELAFON Coquille 2(whl stk)	169.16
777800	TEMPOSOFT 2 wall mtd exposed urinal valve MM1/2" ~3sec flow	70.09
777807	TEMPOSOFT 2 wall mtd exposed urinal valve MM1/2" ~7sec flow	70.09
777924	TEMPOSTOP recessed urinal valve MM1/2" ~3sec + plate Kit 1/2	59.73
777925	TEMPOSTOP recessed urinal valve MM1/2" ~3sec + plate Kit 2/2	93.76
777930	TEMPOSTOP recessed urinal valve MM1/2" ~3sec + wall plate	84.91
778000	TEMPOSTOP exp urinal valve MM1/2" angled ~3sec + wall plate	64.82
778007	TEMPOSTOP exp urinal valve MM1/2" angled ~7sec + wall plate	64.82
778700	TEMPOFLUX recessed urinal satin st. steel ~3 sec kit 2/2	159.58
778707	TEMPOFLUX recessed urinal satin st. steel ~7 sec kit 2/2	159.58

REF.	DESCRIPTION	£ **
778754	TEMPOFLUX M1/2" exp angled valve kit ~3sec with offset tube	135.20
778755	TEMPOFLUX exp. urinal valve kit M1/2" angled 3 sec +stopcock	130.66
778756	TEMPOFLUX kit M1/2" ~3 sec for DELTACERAM urinals	135.20
778757	TEMPOFLUX kit M1/2" ~3 sec for DELTA urinals after 12/2018	134.32
778759	TEMPOFLUX urinal valve kit M1/2" ~3 sec for FINO urinals	134.32
778764	TEMPOFLUX M1/2" exp angled valve kit ~7sec with offset tube	135.20
778765	TEMPOFLUX exp. urinal valve kit M1/2" angled 7 sec +stopcock	130.66
778766	TEMPOFLUX kit M1/2" ~7 sec for DELTACERAM urinals	135.20
778767	TEMPOFLUX kit M1/2" ~7 sec for DELTA urinals after 12/2018	134.32
778769	TEMPOFLUX urinal valve kit M1/2" ~7 sec for FINO urinals	134.32
778800	TEMPOSOFT 2 wall mounted urinal valve M1/2" angled ~3sec	64.82
778807	TEMPOSOFT 2 wall mounted urinal valve M1/2" angled ~7sec	64.82
778BOX	Recessed waterproof housing for TEMPOFLUX ur. 1/2"	109.19
778PIS	Satin stainless steel plate for recessed TEMPOFLUX urinal	60.14
779000	TEMPOSTOP exposed urinal valve MM3/4" inline ~7sec time flow	90.83
779128	TEMPOSTOP recessed urinal valve FF1/2" ~7sec + wall plate	123.62
779221	Replaced by 778700	-
779421	TEMPOSTOP rec urinal valve MM1/2" ~7sec time flow + plate	145.19
779427	TEMPOSTOP rec urinal valve FF1/2" ~7sec time flow + plate	137.31
779BOX	Replaced by 778BOX	-
78000	Discontinued	-
780000	Discontinued	-
785000	Stall waste + integ siphon, vertical outlet Ø40 with nut	35.10
790000	TEMPOMIX exposed shower mixer M3/4" ~30sec time flow	209.79
790001	TEMPOMIX exposed shower mixer kit M3/4" ~30sec time flow	342.57
790006	TEMPOMIX exp shower mixer kit M1/2" ~30sec +stopcocks	421.23
790008	TEMPOMIX exp shower mixer kit M1/2" ~30sec + elbow union	390.72
790151	Discontinued	-
790152	Aluminium extension for shower panel	165.99
790153	Stainless steel telescopic extension for shower panel	295.41
790204	TEMPOMIX st steel shower panel top inlets ~30sec + soap dish	765.80
790204CF	TEMPOMIX SS shower panel top inlets, mix ~30sec, 9 lpm	765.80
790204DP	TEMPOMIX SS shower panel top inlets ~30sec + SD rain effect	763.03
790206	*TEMPOMIX Mineralsteel sh pnl top inlet +SD (then 790204)	826.87
790212	Replaced by 790219	-
790214	TEMPOMIX st steel shower panel back inlets ~30sec +soap dish	765.80
790214CF	TEMPOMIX SS shower panel concealed inlets, mix ~30sec, 9 lpm	765.80
790214DP	TEMPOMIX SS shower panel back inlets ~30sec + SD rain effect	763.03
790218	TEMPOMIX recessed shower mixer waterproof Kit2/2 (+790BOX)	278.66
790219	TEMPOMIX recessed sh mixer waterproof Kit2/2 ROUND (+790BOX)	363.86
79030015	TEMPOMIX alu shower panel top inlets Ø15 comp fit ~30sec	613.21
79030515	TEMPOMIX alu shower panel top inlets Ø15 mixer + soap dish	641.32
790310	TEMPOMIX aluminium shower panel mixer hidden inlets ~30sec	606.01
79035015	TEMPOMIX alu shower panel top inlets Ø15 mixer + handset	724.50
790425	TEMPOMIX rec shower mixer M1/2" Ø15 ~30sec time flow + plate	268.04
790427	TEMPOMIX rec shower mixer M1/2" Ø14 ~30sec time flow + plate	268.04
790709	TEMPOMIX recessed/plate shower mixer kit M1/2" + ROUND	353.25
790712	*TEMPOMIX rec shower kit M1/2 +TONIC JET(whl stk thn 790709)	364.63
790874	TEMPOMIX exposed shower mixer FFM3/4" ~30sec + elbow unions	263.70
790875	TEMPOMIX exposed shower mixer M1/2" ~30sec + offset unions	388.81
790909	TEMPOMIX recessed shower mixer kit M1/2" plate Ø195 + ROUND	353.25
790912	*TEMPOMIX rec sh kit M1/2" Ø195 TONICJET(whl stk thn 790712)	364.63
790925	TEMPOMIX rec sh mixer M1/2" Ø15 ~30sec time flow plate Ø195	268.04
790927	TEMPOMIX recessed shower mixer M1/2" Ø14 ~30sec plate Ø195	268.04
790970	TEMPOMIX shower mix M3/4" for panels 1-10mm ~30sec time flow	223.77
790BOX	Recessed waterproof box for shower mixer - Kit 1/2	86.58
791300	Shower alu panel top inlets mechanical mixer sh head 6lpm	595.45
79130015	Shower alu panel top inlets Ø15 mech mixer sh head 6lpm	595.45
791350	Shower alu panel top inlets mechanical mixer + handset	664.22
792218	SECURITHERM therm shower mix rec ~30sec waterproof kit 2/2	428.80
792219	SECURITHERM therm sh mix rec 30sec +ROUND waterproof kit 2/2	514.02
79230015	SECURITHERM thermostatic alu sh panel top inlets Ø15 ~30sec	721.77

References prefixed by * are available while stocks last. References are listed in ascending alphanumerical order.

** Price excludes VAT.

REF.	DESCRIPTION	£ **	REF.	DESCRIPTION	£ **
792303	SECURITHERM st steel therm shower panel top inlets ~30sec	786.55	794155	TEMPOMIX 3 basin mix F3/8" cross wall 150 ~7 sec spout L.190	244.39
792303CF	SECURITHERM SS therm shower panel, top inlets, ~30sec, 9 lpm	786.55	794155LD	TEMPOMIX 3 c-wall mixer F3/8" 150mm, ~7 sec, 1.4 lpm - L.190	247.44
792303DP	SECURITHERM SS therm sh panel top inlets ~30sec rain effect	783.28	794160	TEMPOMIX 3 basin F3/8" cross wall 150 ~7 sec +stopcock L110	217.99
79230415	SECURITHERM SS therm sh panel top inlets Ø15 ~30sec + soap	843.60	794160LD	TEMPOMIX 3 cwall mix F3/8" 150 7sec 1.4 lpm stopcock - L.110	221.04
792304CF	SECURITHERM SS therm shower panel, top inlets, ~30sec, 9 lpm	823.21	794165	TEMPOMIX 3 basin F3/8" cross wall 150 ~7 sec +stopcock L190	255.87
792304DP	SECURITHERM therm sh panel top inlets ~30sec +DS rain effect	819.02	794165LD	TEMPOMIX 3 cwall mix F3/8" 150 7sec 1.4 lpm stopcock - L.190	258.92
792305	SECURITHERM alu shower panel top inlets ~30 sec + soap dish	729.69	794200	Recessed TEMPOMIX 3 basin mixer L.110 kit 2/2 (+794BOX3)	249.96
792310UK	SECURITHERM therm alu shower panel UK hidden inlets 30 sec	721.77	794218	TEMPOMIX 3 rec waterproof shower mixer kit 2/2 (+794BOX1)	177.02
792313	SECURITHERM st steel therm shower panel back inlets ~30sec	786.55	794219	TEMPOMIX 3 rec waterproof shower kit 2/2 + ROUND (+794BOX1)	262.22
792313CF	SECURITHERM SS therm shower panel, inlets, ~30sec, 9 lpm	786.55	794250	Recessed TEMPOMIX 3 basin mixer L.190 kit 2/2 (+794BOX3)	261.32
792313DP	SECURITHERM therm sh panel back inlets ~30sec, rain effect	783.28	794350	TEMPOMIX 3 basin M1/2" exp mix 7sec c-c 150 swivel spt L150	291.14
792314	SECURITHERM SS therm sh panel back inlets ~30sec + soapdish	823.21	794360	TEMPOMIX 3 basin M1/2" exp mixer 7sec c-c 150 fixed spt L150	291.14
792314CF	SECURITHERM SS therm shower panel, inlets, ~30sec, 9 lpm	823.21	794370	TEMPOMIX 3 basin M1/2" exp mixer ~7 sec c-c 150 short spout	267.85
792314DP	SECURITHERM therm sh panel back inlets ~30sec DS rain effect	819.02	794400	TEMPOMIX 3 shower M3/4" exp mixer ~30 sec c-c 150 top outlet	244.55
792320	SECURITHERM therm alu panel top inlets ~30sec handset +fixed	800.35	794450	TEMPOMIX 3 shower kit M3/4" exposed mixer ~30 sec c-c 150	384.74
792324	SECURITHERM therm SS panel top inlets ~30sec handset + fixed	931.67	794470	TEMPOMIX 3 shower M1/2" exp mixer ~30 sec c-c 150 btm outlet	250.39
792330	SECURITHERM therm alu panel rear inlet ~30sec handset +fixed	800.35	794BOX1	Recessed waterproof housing for TEMPOMIX 3 shower 1/2" -kit ½	256.19
792334	SECURITHERM therm SS panel rear inlet ~30sec handset + fixed	931.67	794BOX3	Recessed waterproof box for TEMPOMIX 3 basin mixer - kit 1/2	256.19
792340	SECURITHERM therm sh panel, alu, top inlet, h/set + firm head	821.85	794PLAQ	Wall plate for TEMPOMIX 3 recessed shower	86.49
792344	SECURITHERM st steel therm sh panel top inlets + handspray	931.67	794PLAQ11	Wall plate for TEMPOMIX 3 recessed basin mixer spout L.110mm	176.98
792344CF	SECURITHERM SS therm shower panel, top inlets, 9 lpm	931.67	794PLAQ19	Wall plate for TEMPOMIX 3 recessed basin mixer spout L.190mm	176.98
792344DP	SECURITHERM SS therm shower panel top inlets, rain effect	924.85	79500015	TEMPOMIX basin mixer M1/2" Ø15 ~7sec + stopcocks	219.54
792350	SECURITHERM therm sh panel, alu, conc inlet, h/set + firm head	821.85	795209	TEMPOMIX c-wall 220 basin mixer kit M3/4" ~7sec time flow	378.31
792354	SECURITHERM st steel therm sh panel back inlets + handspray	931.67	796000	TEMPOMIX wall mtd basin mixer M3/4" ~7 sec with fixed spout	229.75
792354CF	SECURITHERM SS therm shower panel, concealed inlets, 9 lpm	931.67	796209	TEMPOMIX c-wall 220 shower mixer kit M3/4" ~30sec + ROUND	402.04
792354DP	SECURITHERM SS therm shower panel back inlets, rain effect	924.85	796838	TEMPOMIX wall mtd basin mix M1/2" ~7sec fix spout+ang unions	277.74
792370	SECURITHERM therm alu shower panel top inlets handset ~30sec	832.57	798152	TEMPOMIX wall mounted basin mixer M3/4" ~7sec swivel spout	239.95
792380	SECURITHERM therm alu sh panel hidden inlets handset + fix	817.90	798152CXL	Replaced by 798152	-
79239015	SECURITHERM alu shower panel top inlets Ø15 handset + fix	825.10	801	Single jet shower kit with bar Ø22	58.33
79240015	SECURITHERM therm alu sh panel 6V battery-op top inlets Ø15	884.59	803	5 jet shower kit with bar Ø25	100.60
792403	SECURITHERM st steel therm sh panel 6V battery-op top inlets	1,024.82	806	Single jet shower kit with bar Ø25	85.21
792403CF	SECURITHERM SS therm sh panel, 6V bty-op, top inlets, 9 lpm	1,024.82	806794	Union M1/2" F3/4" for flexible with TEMPOMIX 3 shower	9.78
792403DP	SECURITHERM SS therm sh panel battery top inlets rain effect	1,015.74	807792	Removable push-fit rapid STOP connector FM1/2" for sh panel	56.76
79240415	SECURITHERM SS therm sh panel 6V batt-op top inlets Ø15 soap	1,079.57	809B.25P	25 x blue disposable shower kits	200.28
792404CF	SECURITHERM SS therm sh panel, 6V bty-op, top inlets, 9 lpm	1,059.77	809Y.25P	25 x yellow disposable shower kits	200.28
792404DP	SECURITHERM SS therm sh panel batt top inlets DS rain effect	1,049.81	811	Single jet shower head M1/2" chrome Ø70, scale resistant	13.96
792406	Replaced by 792404	-	811315	*St steel flexible union FF1/2" L 300mm (while stock)	12.72
792410UK	SECURITHERM therm alu shower panel UK 6V batt-op back inlets	884.59	811610.2P	2 x Copper tails M10 x 1 L365mm	39.73
792413	SECURITHERM st steel therm sh panel 6V batt-op back inlet	1,024.82	811611.2P	2 x Copper tails M11 x 1 L365mm	39.73
792413CF	SECURITHERM SS therm sh panel, 6V bty-op, conc inlets, 9 lpm	1,024.82	811612.2P	2 x Copper tails M10 x 1 L385mm	61.24
792413DP	SECURITHERM therm sh panel battery back inlets, rain effect	1,015.74	813	5 jet shower head M1/2" chrome Ø100, scale resistant	36.59
792414	SECURITHERM SS therm sh panel 6V batt-op back inlets + soap	1,059.77	815	Single jet shower head M1/2" Ø100, scale resistant	22.73
792414CF	SECURITHERM SS therm shower panel, bty-op, conc inlets, 9 lpm	1,059.77	816	Twin jet shower head M1/2" with inverter, scale resistant	41.53
792414DP	SECURITHERM therm sh panel batt back inlets DS, rain effect	1,049.81	820	Chrome rail Ø22 can be cut, with soap dish 620mm centres	35.57
792416	Replaced by 792414	-	820022	*Push-fit union F22/100 for BIOFIL (while stock then 820122N)	23.64
792452	SECURITHERM elec therm shower recessed waterproof kit 2/2	665.66	820023	*Push-fit union M1/2" for BIOFIL (while stock then 820123)	23.64
792459	SECURITHERM elect therm sh mix rec +ROUND waterproof kit 2/2	750.86	820024	*Push-fit union M24/100 for BIOFIL (while stock then 820124N)	23.64
792504	SECURITHERM st st therm shower panel 230/6V top inlet +soap	1,085.39	820025	*Push-fit union M24/125 for BIOFIL (while stock then 820125)	23.64
792514	SECURITHERM SS therm shower panel 230/6V back inlets + soap	1,085.39	820026	*Push-fit union M16.5x100 for BIOFIL (while stock thn 820126N)	23.64
792BOX	Waterproof recessed control unit for therm shower kit 1/2	183.76	820122	*Push-fit union F22/100 for BIOFIL tap filter (while stock then 820122N)	29.55
794000	TEMPOMIX 3 basin mixer F3/8" ~7sec time flow with stopcocks	221.27	820122N	Push-fit union F22/100 for BIOFIL tap filter	33.58
79400015	TEMPOMIX 3 basin mix M1/2" ~7sec time flow + stopcock Ø15	228.25	820123	Push-fit union M1/2" for BIOFIL tap filter	33.58
79400015LD	TEMPOMIX 3 basin mixer M1/2" ~7 sec., 1.4 lpm + stopcock Ø15	231.34	820124	*Push-fit union M24/100 for BIOFIL tap filter (while stock then 820124N)	29.55
794000LD	TEMPOMIX 3 basin mixer F3/8" ~7 seconds, 1.4 lpm + stopcock	224.36	820124N	Push-fit union M24/100 for BIOFIL tap filter	33.58
794050	TEMPOMIX 3 basin mixer M1/2" recessed ~7 sec spout L.110	275.85	820125	Push-fit union M24x125 for BIOFIL tap filter	33.58
794050LD	TEMPOMIX 3 rec. basin mixer M1/2" ~7 sec, 1.4 lpm - L. 110mm	278.95	820126	*Push-fit union M16.5x100 for BIOFIL tap filter (while stock thn 820126N)	29.55
794055	TEMPOMIX 3 basin mixer M1/2" recessed ~7 sec spout L.190	314.87	820126N	Push-fit union M16.5x100 for BIOFIL tap filter	33.58
794055LD	TEMPOMIX 3 rec. basin mixer M1/2" ~7 sec, 1.4 lpm - L. 190mm	317.96	821	Chrome rail Ø25 can be cut, with soap dish 540mm centres	49.92
794100	TEMPOMIX 3 basin mixer F3/8" ~7sec time flow	209.62	821122	Anti-vandal union F22/100 for BIOFIL tap filter	39.17
794100LD	TEMPOMIX 3 time flow mixer F3/8" ~7 seconds, 1.4 lpm	212.72	821123	Anti-vandal union M1/2" for BIOFIL tap filter	39.17
794150	TEMPOMIX 3 basin mix F3/8" cross wall 150 ~7 sec spout L.110	206.53	821124	Anti-vandal union M24/100 for BIOFIL tap filter	39.17
794150LD	TEMPOMIX 3 c-wall mixer F3/8" 150mm, ~7 sec, 1.4 lpm - L.110	209.58	821125	Anti-vandal union M24/125 for BIOFIL tap filter	39.17

References prefixed by * are available while stocks last. References are listed in ascending alphanumerical order.

** Price excludes VAT.

REF.	DESCRIPTION	£ **
822115	Extension union MF1/2" L100 Ø24 chromed for wall mtd taps	17.34
822516	Extension union MF1/2" L50 Ø26 chromed for wall mounted taps	14.51
824800	Reinforced plate Ø80 4 screws wall mtd TEMPOMIX, TEMPOSOFT	26.15
825015	Inline stopcock union nickel plated MF1/2" L35	12.02
825215	Inline stopcock union MF1/2" L70 retractable straight nut	27.61
825216	Discontinued	-
826315	Back-nut F1/2" 4mm thick with 3 screws and washer	8.48
827032	Inlet socket union for squat WC Ø28/32	24.15
829	Replaced by 830	-
830	Shower head retaining collar for bars Ø 25-35mm	6.11
830T1	Black polyamide flexible shower hose L1.5m	19.17
832T1	Reinforced metal flexible shower hose double interlock L1.5m	24.46
834T1	Metalloplastic BIOCOLOR PVC smooth flexible hose L1.5 m	18.82
834T2	Metalloplastic BIOCOLOR PVC smooth flexible hose L2.00 m	20.45
834T3	Metalloplastic BIOCOLOR PVC smooth flexible hose L0.85 m	16.89
834T4	Metalloplastic BIOCOLOR PVC smooth flexible hose L1.2 m	17.66
835T1	Black nylon flexible for sink hand spray L1.5m	23.87
836015	Elbow wall union with stopcock MF1/2" L30 H30	38.87
836020	Elbow wall union with stopcock M1/2" F3/4" L30 H30	39.32
836215	Elbow wall union with stopcock MF1/2" L20 H30	38.87
836T1	Reinforced PVC SILVER flexible shower hose L1.5m	23.87
836T3	Reinforced PVC SILVER flexible shower hose L0.85m	21.59
837T4	Transparent flexible hose L1.60m for retracting hand spray	34.09
838015	Elbow wall union MF1/2" L30 H27	27.19
838020	Elbow wall union M1/2" F3/4" L30 H29	28.61
841315	Chromed backplate elbow MF1/2"with stud nut Ø14	31.64
845	Adjustable shower head holder chrome	13.37
845527.2P	2 × Fastfix Connector for walls for pipes Ø15 M3/4"	22.87
846815.2P	Discontinued	-
850	Shelf for dual control thermostatic shower mixers	44.77
855027.2P	Replaced by 855755UK.2P	-
855755.2P	2 × STOP/CHECK unions M1/2"-M3/4", offset 12mm	58.77
855755UK.2P	2 × STOP/CHECK unions M1/2"-M3/4" inline	69.74
856027.2P	2 × S union M1/2" M3/4" with cover plate, offset 12mm	29.95
856127.2P	2 × S union M1/2" M3/4" with cover plate, offset 11mm	16.77
856794.2P	2 × S union M1/2" M3/4" with cover plate, offset 11mm	26.27
857027.2P	2 × S union M1/2" M3/4" with cover plate, offset 21mm	50.10
865127.2P	2 × Pillar unions M1/2" M3/4", without nut H64	43.83
868121	Wall mounted elbow outlet MM1/2" H33 for shower	34.06
870027.2P	2 × Deluxe pillar unions M1/2" M3/4", H70 Ø14	74.53
874220.2P	2 × Elbow union FF3/4" with captive nut	54.15
880	Auto-draining device for shower mixers	32.58
88CH5	Ceiling mtd shower head F1/2" chromed brass 5 rings	31.30
9102	Wall mounted safety eye wash with bowl	370.23
9108	Horizontal safety wall mounted shower	181.58
9120C	Wall-mounted single spray eye wash + identification sign	156.71
9121	Wall-mounted dual spray eye wash + identification sign	179.10
9140C	Deck-mounted single spray eye wash + identification sign	193.99
9141	Deck-mounted dual spray eye wash + identification sign	221.94
91AA75	Safety aerator covers for eye wash	7.30
9201	Safety free standing eye wash with bowl	599.80
9203	Safety free standing eye wash and shower combination	881.15
921022.2P	2 × Star shaped flow straightener F22/100	7.83
921022.50P	50 × Star shaped flow straightener F22/100	167.74
921024.2P	2 × Star shaped flow straightener M24/100	7.83
921024.50P	50 × Star shaped flow straightener M24/100	167.74
922016.2P	2 × Flow straightener M16.5/100	7.32
922022.2P	2 × Eco flow straightener adjustable flow rate F22/100	8.93
922024.2P	2 × Eco flow straightener adjustable flow rate M24/100	8.93
9225	Safety shower head	51.08
922640	BIOSAFE outlet with flow straightener holder and flat seal	7.91
923016.2P	2 × BIOSAFE outlets M16.5/100	7.32

REF.	DESCRIPTION	£ **
923022	BIOSAFE outlet with collar F22×100, 5L	6.34
923022.50P	50 × BIOSAFE outlet with collar F22×100, 5L	227.09
923024	BIOSAFE outlet with collar M24×100, 5L	6.34
923024.50P	50 × BIOSAFE outlet with collar M24×100, 5L	227.09
925616.2P	2 × Scale-resistant aerators M16.5/100	12.59
925622.2P	2 × Scale proof aerators F22/100 + eco washer	12.67
925624.2P	2 × Scale proof aerators M24/100 + eco washer	12.67
925716.2P	2 × ECO aerators 1.5 lpm - M16.5/100	15.32
925724.2P	2 × ECO aerators 1.5 lpm - M24/100	10.80
926024	BIOSAFE outlet with collar M24/100 for 2620 range	6.34
927005.5P	5 × Flow-rate regulator 5-6 lpm FM1/2"	58.18
927015.5P	5 × Flow-rate regulator 10 lpm FM1/2"	58.18
941120	Wall mounted fixed L-shaped spout M1/2" L120 - H60 adj FS	37.36
941922	Wall mtd L-shaped spout for panels 1-10mm M1/2" L120 H60 FS	45.20
942040	Spout for cross wall 30mm M1/2" L75 flow straightener	58.22
942200	Spout for cross wall 230mm M1/2" L75 flow straightener	71.57
943150	Swivelling under spout L. 150mm, F3/4"	53.38
943151	Fixed under spout L. 150mm F3/4"	59.49
943200	Under spout L200 F3/4"	57.78
943200100	Tubular swivel under spout Ø22 L200mm, nut 3/4"	65.22
943200100M	Tubular swivel spout Ø22, H.105 L.200mm nut 3/4" (for 25 19)	69.46
943200110	Tubular swivel under spout Ø22 L200mm, nut 3/4" and brass FS	69.46
943300110	Tubular swivel under spout Ø22 H.80 L.300mm, nut 3/4"	102.41
947120	Wall mounted fixed spout M1/2" L110 H16 Ø32 adjustable FS	61.78
947135	Wall mtd fixed spout M1/2" L120 H16 Ø32 adj FS + plate Ø60	72.02
947151	Fixed spout for walls 165mm M1/2" L120 Ø32 adjustable FS	99.80
947157	Fixed spout for walls 165mm M1/2" L170 Ø32 adjustable FS	120.18
947170	Wall mounted fixed spout M1/2" L160 H16 Ø32 adjustable FS	79.49
947185	Replaced by 947170	-
947200	Fixed under spout L.200mm F3/4"	53.20
963150125F	Swivelling tubular over spout Ø 22, H.115 L.150 nut 3/4"	62.09
963150923F	Tube swivel spout Ø22 BIOSAFE open flow outlet H105 L150mm	69.89
963200145F	Tubular swivel overspout Ø22, H.135 L.200mm nut 3/4"	66.81
963200245F	Tubular swivel overspout Ø22, H.230 L.200mm nut 3/4"	68.79
963200923F	Tube swivel spout Ø22 BIOSAFE open flow outlet H130 L200mm	82.59
963300145F	Tubular swivelling overspout Ø22, H.130 L.300mm, nut 3/4"	84.68
963300245F	Tubular swivel overspout Ø22, H.230 L.300mm, nut 3/4"	87.23
963300245G	Swan neck overspout Ø22 L300 nut 3/4" + brass FS	90.77
963300923F	Tubular swivelling spout Ø22, BIOSAFE outlet, H230 L300	101.66
966230	Telescopic swivel spout F3/4" L200-290mm	71.53
966380	Telescopic swivel spout F3/4" L300-470mm	85.82
967152	Swivel swan neck spout M1/2" L150 H120 adj flow straightener	40.07
967202	Swivel swan neck spout M1/2" L200 H200 adj flow straightener	42.25
969024.2P	2 × Spout reducer M1/2", M24/100	15.46
9741	SECURITHERM Securitouch therm. shower mixer, w/o unions	295.41
9769	SECURITHERM BIOSAFE thermostatic shower mixer, w/o unions	249.96
981142	Fixed cast spout M1/2" L140 H120 adj flow straightener	82.10
983615	*ECONOMIX 15/3 thermostatic mixing valve (while stock)	162.90
983622	*ECONOMIX 22/3 thermostatic mixing valve (while stock)	180.68
990123	2 × Lithium batteries 3V type 123A for elect unit 495446BC	17.60
990223	Lithium battery 6V type 223 for units 479446, 490446, 492446	19.80
993615	*ECONOMIX 15/3 Combi thermostatic mixing valve (while stock)	193.49
993622	*ECONOMIX 22/3 Combi thermostatic mixing valve (while stock)	232.62
999049	4 × Vandal proof screws TORX M5×25 + pegs	6.77
A22D75	Safety aerator F22/100 for safety hand sprays	16.05
A22LY75	Safety aerator F22/100 for eye wash	16.05
BA9915	2 × 15mm Combi angled inlet assembly	72.71
BA9922	Discontinued	-
BJ13V	Flow straightener Ø13 in Hostaform®	1.52
C151AH75	2 × Connectors with non-return valve FM3/8"	19.09
C282025	2.5mm Allen key to adjust flow rate on Eco flow straightener	9.91
C291AH75	2 × Connectors with non-return valves FM1/2"	22.93

References prefixed by * are available while stocks last. References are listed in ascending alphanumerical order.

** Price excludes VAT.

REF.	DESCRIPTION	£ **	REF.	DESCRIPTION	£ **
CEL378150V	Detector + L1.50m cable for BINOPTIC, TEMPOMATIC 2	80.39	H9620610L	SECURITHERM seq basin mixer H165 L140 lever L100 copper	430.98
CEL378499V	Detector + L5m cable for BINOPTIC, TEMPOMATIC 2	135.26	H9625	SECURITHERM therm sequential BIOCLIP basin mixer H165 L140	446.55
CEL378V	Detector + L0.70m cable for BINOPTIC, TEMPOMATIC 2	62.70	H962515	SECURITHERM seq BIOCLIP basin mixer H.165 L.140 L.146, 15mm	448.89
CF	*Adjustable nozzle M24X1.25 - 10 lpm (while stock then DP)	9.76	H962515L	SECURITHERM seq BIOCLIP basin mixer H.165 L.140 L.100, 15mm	428.76
CPP32P	Solid cover plate Ø72 UltraPolish polished stainless steel	12.52	H9625610	SECURITHERM seq BIOCLIP basin mix H165 L140 lev L146 copper	502.68
CPP32S	Solid cover plate Ø72 UltraSatin stainless steel satin	12.52	H9625610L	SECURITHERM seq BIOCLIP basin mix H165 L140 lev L100 copper	511.98
CXL	Control CXL metal for TEMPOMIX basin + shower	48.41	H963015	SECURITHERM therm seq shower mixer btm outlet inline SC, 15mm	309.46
D2553	Pillar tap M1/2" with Long-Life valve head H190 L150	117.04	H9630HYG	Auto-drain shower kit with therm seq mixer H9630, offset SC	386.82
D273015	Deck mounted tap MM1/2"	68.09	H9630KIT	Shower kit with therm sequential mixer H9630, offset SC	386.82
D275058	Bed pan push button operated hand spray with stopcock	167.05	H9630SHYG	Auto-drain shower kit with therm seq mixer H9630S offset std	360.68
D275059	Oven cleaner w. push button, food grade reinforced hose L125	161.33	H9630SKIT	Shower kit with therm sequential mixer H9630S, offset std	360.68
D275065	Bed pan trigger hand spray with flow straightener, stopcock	200.22	H9631	SECURITHERM waterproof seq rec shower mix, kit 2/2 (+H96BOX)	246.26
D275150	Wall mounted tap M1/2" with swivel spout L150	63.27	H9632	*Seq rec waterprf shwr mix 2/2 (+790BOX)(whl stk thn H9631)	318.86
D275200	Wall mounted tap M1/2" with swivel spout L200	65.67	H9633	SECURITHERM rec waterprf shower mix + elbow, 2/2 (+H96CBOX)	279.84
D276020	Wall mounted tap for washing machines M1/2", M3/4"	36.47	H9634	SECURITHERM thermostatic sequential shower panel back inlets	751.14
DOCMEXP1	DOC M Exposed shower pack white powder-coated	1,603.06	H9635	SECURITHERM therm seq shower panel back inlets + handset	851.30
DOCMEXP2	DOC M Exposed shower pack blue powder-coated	1,603.06	H9636	SECURITHERM sequential shower panel flexi inlets w. handset	851.30
DOCMREC1	DOC M Recessed shower pack white powder-coated	1,966.42	H963615	SECURITHERM sequential shower panel copper inlets w. handset	857.85
DOCMREC2	DOC M Recessed shower pack blue powder-coated	1,966.42	H9639	SECURITHERM sequential therm shower panel flexible inlets	751.14
DP	Rain effect comfort diffuser, vandal proof, M24x1.25	15.91	H963915	SECURITHERM sequential therm shower panel copper inlets Ø15	757.06
FLEXPEX2	2 x PEX Flexible connector M10x1 F3/8" L420mm	41.47	H964015	SECURITHERM therm seq shower mixer top outlet inline SC, 15mm	309.46
FLEXPEX3	2 x PEX flexible connector M10x1 F3/8" L525mm	47.38	H964115	SECURITHERM thermostatic sequential exposed shower kit, 15mm	528.30
FLEXPEX4	2 x PEX flexible connector M10x1 F3/8" L660mm	58.37	H9642	Remote therm sequential sink mixer for retracting hand spray	263.60
FLEXPEX6	2 x PEX flexibles, rotating L467mm	48.86	H96BOX	Waterproof rec box for seq shower mixer no inverter, kit 1/2	240.66
G6432	White wall-mtd pre-rinse mixer + hand spray 433000, bib tap	615.72	H96CBOX	Waterproof rec box for seq shower mixer with inv, kit 1/2	268.65
G6433	White wall-mtd pre-rinse mixer +hand spray 433000 no bib tap	485.48	H9716	SECURITHERM therm sink mixer with swivelling spout H230 L200	357.89
G6532	White pre-rinse twin hole mix c-c 150, spray 433000 bib tap	677.75	H9726	SECURITHERM thermostatic basin mixer swivel spout H205 L150mm	397.17
G6533	Pre-rinse twin hole mix c-c 150 + spray 433000 no bib tap	547.56	H9739	SECURITHERM thermostatic shower mixer, offset SC	293.05
G65602	Deck mtd mixer 100-240 c-c vlv head controls spout L200 H250mm	265.59	H9739HYG	Auto-drain shower kit with therm mixer H9739, offset SC	360.54
G65603	Deck mtd mixer 100-240 c-c vlv head controls spout L300 H340mm	292.19	H9739KIT	Shower kit with thermostatic mixer H9739, offset SC	395.99
G6632	White pre-rinse set with mixer + hand spray 433000, bib tap	648.61	H9739S	SECURITHERM thermostatic shower mixer, offset std	261.14
G6633	White pre-rinse with mixer + hand spray 433000 no bib tap	518.43	H9739SHYG	Auto-drain shower kit with therm mixer H9739S, offset std	315.82
G66452	Single hole mixer 45lpm, swivel spout L200mm, control knobs	207.83	H9739SKIT	Shower kit with thermostatic mixer H9739S, offset std	351.30
G66453	Single hole mixer 45lpm, swivel spout L300mm, control knobs	229.94	H9741HYG	AD shower kit with Securitouch therm mixer H9741, offset SC	360.68
G6649	Single hole mixer F3/8" for pre rinse valves	168.31	H9741KIT	Shower kit with Securitouch therm mixer H9741, offset SC	360.68
G6679	Wall mtd mixer valve head control + telesc spout L200-290mm	206.27	H9741SHYG	AD shower kit with Securitouch therm mixer H9741S offset std	332.45
G6732	White wall-mtd pre-rinse mixer +hand spray 433003, bib tap	649.81	H9741SKIT	Shower kit with Securitouch therm mixer H9741S, offset std	332.45
G6733	White wall-mtd pre-rinse mixer +hand spray 433003 no bib tap	519.57	H9741TP	SECURITHERM Securitouch therm shower mixer, inline SC TMV3	294.82
G6832	White pre-rinse twin hole mix c-c 150, spray 433003 bib tap	711.84	H9752P	SECURITHERM Securitouch therm shower bath mixer, inline SC	442.54
G6833	Pre-rinse twin hole mix c-c 150 + spray 433003 no bib tap	581.65	H9769	SECURITHERM BIOSAFE thermostatic shower mixer, offset SC	304.98
G6932	White pre-rinse with mixer + hand spray 433003, bib tap	682.68	H9769HYG	AD shower kit with Securitouch therm mixer H9769, offset SC	364.08
G6933	White pre-rinse with mixer + hand spray 433003, no bib tap	552.50	H9769KIT	Shower kit with Securitouch therm mixer H9769, offset SC	399.53
GR	*Rain effect spray grid M24x1.25 (while stk then DP)	21.30	H9769S	SECURITHERM BIOSAFE thermostatic shower mixer, offset std	271.86
H9600	SECURITHERM thermostatic sequential basin mixer H.95 L.105	313.64	H9769SHYG	AD shower kit with Securitouch therm mixer H9769S offset std	330.97
H960015	SECURITHERM sequential basin mixer H95 L105, lever L146 15mm	315.73	H9769SKIT	Shower kit with Securitouch therm mixer H9769S, offset std	366.44
H960015L	SECURITHERM sequential basin mixer H95 L105, lever L100 15mm	313.64	KB7007	BINECO maintenance kit for basin/urinal ~7sec time flow	17.36
H9600610	SECURITHERM seq basin mixer H95 L105 lever L146 copper tails	345.00	KB7015	BINECO maintenance kit for basin 15sec time flow	17.36
H9600610L	SECURITHERM seq basin mixer H95 L105 lever L100 copper tails	342.91	KB7025	BINECO maintenance kit for shower ~25sec time flow	17.36
H9605	SECURITHERM therm sequential BIOCLIP basin mixer H95 L105mm	355.45	KBP311N	BINECO maintenance kit for shower starter and fountain 83-84	10.42
H960515	SECURITHERM seq BIOCLIP basin mixer H.95 L.105 L.146, 15mm	357.54	LH	Long lever LH	43.18
H960515L	SECURITHERM seq BIOCLIP basin mixer H.95 L.105 L.100, 15mm	355.45	N009AG75	Ceramic cartridge Ø40 with base plate and flow rate limiter	34.09
H9605610	SECURITHERM seq BIOCLIP basin mix H95 L105 lever L146 copper	386.82	N109AG75	Ceramic cartridge Ø40 with base plate, no flow rate limiter	30.22
H9605610L	SECURITHERM seq BIOCLIP basin mix H95 L105 lever L100 copper	384.73	N148AA75	Ceramic cartridge Ø40 no base, no flow rate limiter	29.16
H9611P	SECURITHERM therm seq mixer SS BIOCLIP spt inline SC c-c 150	458.64	N201AG75	Ceramic cartridge Ø40 no base flow limiter for elec. models	65.10
H9612	SECURITHERM therm sink mixer swl spt/ret spray, short lever	395.99	N222	Ceramic cartridge Ø35 with base, with flow rate regulator	34.09
H9613	SECURITHERM therm sink mixer +column with retracting handset	413.70	N243	Ø35mm ceramic sequential cartridge with base	45.44
H9614P	SECURITHERM seq mixer st st BIOCLIP spout c-c 200 inline SC	457.78	N243I	Sequential Ø 35mm ceramic cartridge with base + link	53.20
H9615	SECURITHERM therm seq mixer st steel BIOCLIP spout w columns	521.69	N248AA75	Ceramic cartridge Ø40 no base with flow rate limiter	34.09
H9620	SECURITHERM thermostatic sequential basin mixer H165 L140	383.56	N252	Ceramic pressure balancing EP cartridge Ø40 with base plate	87.55
H962015	SECURITHERM sequential basin mixer H165 L140 lever L146 15mm	384.86	N262	Ceramic cartridge Ø35 with EP Pressure Balancing	79.39
H962015L	SECURITHERM sequential basin mixer H165 L140 lever L100 15mm	386.98	N421AJ75	Thermostatic cartridge 1/2" NF	171.87
H9620610	SECURITHERM seq basin mixer H165 L140 lever L146 copper	421.15	N434AH75	Cartridge Ø35 without base plate for 3020, 2303 & 2312 range	34.09

References prefixed by * are available while stocks last. References are listed in ascending alphanumerical order.

** Price excludes VAT.

REF.	DESCRIPTION	£ **	REF.	DESCRIPTION	£ **
N96	*SECURITHERM therm cart H9610/14P/11P (while stk then N961)	166.86	P120AA75	Guided washer head Ø22.5 + cover (5800 range)	80.63
N960	SECURITHERM therm cartridge for sinks H960X (after 01/2020)	166.86	P271AA85	Valve head 1/4 left turn Hot Water + lever	77.76
N961	SECURITHERM therm cart for sinks H961X (after 01/2020)	166.86	P272AA85	Valve head 1/4 right turn Cold Water + lever	77.76
N963	SECURITHERM therm cart for showers H9630/40 (after 01/2020)	166.86	P295AA85	Valve head 1/2 left turn Hot Water + lever	77.76
N9630	Replaced by N963	-	P296AA85	Valve head 1/2 right turn Cold Water + lever	77.76
N96L	*SECURITHERM therm basin cart H9600/05 (while stk then N960)	166.86	P482AJ75	Ceramic head 1/2" 1/4 right turn	22.28
N9726	Thermostatic cartridge for SECURITHERM basin H9726	165.30	P5445	Ceramic head with control for ref. 5445T2S	28.41
N9769	Thermostatic cartridge for SECURITHERM H9769	177.31	P9775	SECURITHERM ceramic head 1/2" 1/4 turn	31.03
N97L	Thermostatic cartridge for SECURITHERM shower H9739/S	145.90	SER1660V	Lock for 2-roll toilet paper dispenser	6.11
N97LR	Thermostatic cartridge for SECURITHERM shower H9741/52S	145.90	SER2559V	Lock for hyg. accessories except JUMBO & 51058 soap dispenser	15.65
NS262	Ceramic cartridge Ø35 with base plate	34.09	SER2911V	Lock for JUMBO & soap dispensers of 51058 type	15.65
NS565	Ceramic cartridge Ø45 for deck-mounted mixer 60 lpm	78.35	V668AH75	Nameplate for safety shower	28.65
NSB262	Ø35mm ceramic cartridge with base and centering ring	34.09	V669AH75	Nameplate for safety eye wash	28.65

References prefixed by * are available while stocks last. References are listed in ascending alphanumerical order.

** Price excludes VAT.

Unless otherwise agreed in writing these conditions constitute the only conditions upon which DELABIE UK Ltd. ("The Company") is willing to supply the goods specified.

The Company does not sell directly to members of the public:

- The price list is provided for guidance only and does not constitute a contract. The wholesalers and installers are free to determine their prices in accordance with current regulations, taking into account their costs, services and warranty costs they bear.
- The Terms and Conditions are valid for all wholesale customers.

For all other professionals (manufacturers, export, etc.) or for any special manufacturing request, please contact us.

ORDERS AND QUOTATIONS:

These will be processed in order of receipt.

We do not accept open orders or orders for call-off.

All orders sent imply acceptance of our general terms and conditions of sale and customers waive any claims that may arise from clauses in their own documentation which may differ.

The customer agrees to these terms from the moment that we receive the order, which cannot be cancelled. Orders are accepted without obligation to deliver the order in full in one delivery.

Our commercial representatives are not authorised to agree additional terms verbally, or to provide verbal guarantees beyond those provided in the written contract. In the event of default or delayed payment, the Company will be entitled to suspend deliveries or cancel existing orders without any claim for damages from the customer. In the event of a change in circumstances of the buyer, we reserve the right to cancel existing orders or to demand payment guarantees.

Our quotes do not amount to specifications; specifiers and professional installers are solely responsible for the choice of products according to their intended use, current regulations and recommended guidelines.

PRICE:

Deliveries are invoiced according to the conditions in place at the date of despatch. Prices are given without guarantee and they may be changed without notice subject to fluctuations in costs, VAT or other taxes, according to the prevailing economic conditions.

Price increases will be announced one month prior to their application, and they apply to quotes and orders in hand. Orders will be despatched free-of-charge for all deliveries within mainland UK, excluding express deliveries.

PAYMENTS:

Unless otherwise stated, prices quoted are ex-works and are exclusive of value added tax. All prices will be subject to any value added tax at the appropriate rate. Payment terms, subject to credit approval and prior agreement, are strictly 30 days from invoice date. According to individual credit conditions and/or insurance requirements the Company reserves the right to request payment in advance of despatch of goods on receipt of order. We do not give discounts for early payment.

The company understands and will exercise its statutory right to claim interest and compensation for debt recovery costs under the Late Payment of Commercial Debts (interest) Act 1998 legislation if invoices are not paid according to agreed credit terms.

In the case of late payment a cash payment may be required, replacing existing conditions.

We will not accept any set-off, only our assets have a legal value.

DELIVERY TIMES:

Despatch dates are indicative only and we shall not be liable for any delay or failure in carrying out our obligations where the delay or failure to deliver is caused by risks of manufacturing or where the cause is beyond our control. Delivery delay will not give rise to compensation payment or goods rejection.

SHIPPING:

Orders are sent to our distributors. We do not deliver to site. The buyer assumes responsibility for carriage and packing costs for deliveries outside mainland UK. The goods are always forwarded at the buyer's own risk, whatever the method of transport, even if the carriage is free and special conditions have been granted. The carrier is solely responsible for their delivery, and in the event of delay, missing items, damage or other dispute, the customer must indicate this via the delivery driver's paperwork (either electronically or in hard copy) AND follow up with written notification sent by recorded delivery within 24 hours. A copy of this letter must be addressed to us.

CLAIMS:

No claim will be allowed where the delay in reporting exceeds 8 days following receipt of the goods. The whole of the delivery cannot be rejected because of partial damages and shortages.

PROPERTY IN GOODS:

Notwithstanding any agreed terms of sale, the goods shall remain the property of the seller until payment is made in full. The failure to meet a payment deadline may result in the reclamation of these goods. The buyer assumes the risks of loss or damage, regardless of the means of delivery, as described in 'DELIVERY TIMES' and 'SHIPPING' above, as well as liability for the damage they might cause.

WARRANTY AND RESPONSIBILITY:

Our products are warranted against any manufacturing defect for a period of 10 years, including electronic controls, excluding other electrical accessories (e.g. hand dryers, etc.) which have a 3-year warranty from the invoice date. This does not apply to products with an expiry date. This warranty is limited to replacement or repair of defective components as determined by our workshops in France but excludes the costs of spoilage, handling and carriage or compensation, whatever they are. We are not responsible for handling charges and the cost of returning products to our workshops.

Disasters or major water damage as a result of manufacturing defects are covered by our product and/or public liability insurance.

Our warranty and responsibility does not include the following:

- installation that does not comply with the technical specification or current recommended guidelines;
 - worn parts;
 - non-compliance with installation, user and maintenance guides;
 - other factors independent of our products' quality, for example: detergents or abrasive cleaning products, the action of hard water, foreign bodies (e.g. gravel, sand, iron filings, scale, etc.), chemical and electrolytic phenomenon;
 - lack of supervision, poor storage or poor maintenance;
 - product modifications or actions by the customer, or a third party, without our authorisation using non-DELABIE components and/or consumable items.
- products past their expiry date.

The water-tightness of connections, joints and the product housing is the responsibility of the professional responsible for installation, and must be guaranteed by them. Warranty excludes joints, valves, washers and rubber seals. However they would be supplied if the warranty application requires them. Any finishes other than chrome or nickel are also excluded from the warranty.

In the event that the product has been discontinued or manufacturing methods have changed and replacements are not available, similar alternative products will be offered. Replacement under warranty will not extend the duration of the original warranty.

Legal warranty of latent defects applies in any event.

SPARE PARTS:

Spare parts and mechanisms that are essential to ensure the correct operation of our products will be held in stock for the duration of the guarantee. They are listed at the back of our catalogues.

RETURNS:

Goods may not be returned to us for credit without our prior written approval obtained by the buyer from the Company and they are received in a good state (determined by our goods inwards department). All transportation costs for returned goods must be paid by the buyer. Goods must be returned to our factory* with good protective packaging. Deliveries less than a month old will be refunded at the invoiced price. For deliveries older than one month, a deduction will be made for checking, handling and administration costs. A repair and re-stocking fee will apply where appropriate.

Product returns are not permitted in the following circumstances: discontinued products, specially manufactured products, technical or aesthetic evolution of the product since the date of purchase, scratched or damaged products, products purchased more than one year previously, products with an expiry date. If sent to DELABIE, those products outside the scope of returns will be immediately destroyed/recycled, and will not be returned to the customer.

The schedule of standard deductions is as follows:

- return less than 1 month: refund at invoiced price
- return between 1 and 3 months: deduction of 15%
- return between 3 months and 1 year: deduction of 30%
- return after 1 year: no refund possible.
- return without prior agreement: additional deduction of 5% of the value of the goods with a minimum value of £50 excl. VAT.

* DELABIE S.C.S.

18, rue du Maréchal Foch
80130 Friville Escarbotin – FRANCE

CLEANING - MAINTENANCE:

Clean with slightly soapy water only, using a soft cloth or sponge, rinse and dry thoroughly. Do not use abrasive or chlorine-based products (with a hydrochloric acid base), or dyes.

PHOTOGRAPHS AND DRAWINGS:

All photos, drawings or illustrations are for illustrative purposes only, without contractual obligation, and may be subject to change without notice. We reserve the right to modify designs and dimensions without notice and without recourse. This applies to all references, dimensions, information contained in various documents, catalogues, installation guides, price lists and websites, which can be modified or discontinued at any time without notice.

INTELLECTUAL PROPERTY AND USE OF CONTENT:

The content (including but not limited to the information, text, graphics, data, images, photos, visuals, videos and soundtrack, and the format of all these elements and our catalogues, websites, etc.) are protected under copyright and/or other intellectual property. The contents are the sole property of their respective editors. Any copying, reproduction, use, adaptation, alteration, modification, translation, dissemination, complete or partial, of content, whether they belong to DELABIE UK Limited or a third party which has granted the rights to DELABIE UK Limited, by any means whatsoever, is illegal except for the limiting rights that are granted below, and/or private copying for the exclusive use of the copier. The content presented in our communication and business tools may be subject to change without notice and are provided without warranty of any kind, express or implied, and cannot give rise to any right to compensation. Protected content may be specifically identified by the following copyright notices: © or "All rights reserved".

The names and logos appearing in our catalogues and websites are registered trademarks. These distinctive marks are the exclusive property of DELABIE UK Limited or third parties who have granted the rights to DELABIE UK Limited. Any use, complete or partial reproduction, or imitation of these marks is prohibited without prior express consent of DELABIE UK Limited.

Alteration and modification of the contents or their use for any purpose other than that authorised, constitute an infringement of DELABIE UK Limited's, or a third party's, property rights. With the following limitations, DELABIE UK Limited grants you the right to download and distribute the content:

- where the download function exists
- for non-commercial purposes
- in good faith
- for maintaining the proprietary notices intact, and for the publication or posting of existing content online, if such information is stated. This right should in no way be interpreted as a trademark or copyright license for the aforementioned content.

PERSONAL DATA PROTECTION:

In line with the General Data Protection Regulation (GDPR), DELABIE is doing everything necessary to limit to a bare minimum the collection of personal data, and its conservation and ensure its protection.

DELABIE only uses this data for its own use for purposes of information and commercialisation of its products. It is not, under any circumstances, given to third parties.

The right of access, rectification, removal and opposition to the processing in addition to the limitation and transferability of your data is possible on request to our Data Protection Officer (DPO) at DELABIE via email (dpo@delabie.fr) or recorded delivery with a photocopy of a photo ID to the following address: DELABIE, Hendersson House, Hithercroft Road, Wallingford, OX10 9DG.

TERRITORIAL EXCLUSIVITY:

Our wholesalers are authorised to sell in the UK and its offshore territories. For all other countries, the Company has entered into exclusive agreements with import and distribution companies.

In this context, our UK customers cannot sell our products outside their national borders unless they have express agreement from us.

JURISDICTION:

These terms of business are governed by English and Welsh law. Acceptance of an order in stock constitutes a contract under English and Welsh law. All disputes arising from the contract in connection with these terms shall be subject to the exclusive jurisdiction of the English Court, even if there is an appeal and there are multiple defendants, and regardless of the delivery location or stipulated payment. The Company may vary these terms of business from time to time by giving you reasonable written notice. All clauses to the contrary will be considered void by the mere fact of having dealt with our company.

AVAILABLE CATALOGUES:





DOC 609UK: Water Controls for Public and Commercial Places

DOC 950UK: Accessibility and Independence - Hygienic Accessories for Public and Commercial Places

DOC 900UK: Water Controls for Healthcare Facilities and Retirement Homes

DOC 750UK: Stainless Steel Sanitary Ware

DOC 200UK: Water Controls for Professional Catering



DELABIE

Delabie UK Ltd
Reg No: 1764854 England
Reg Office: Henderson House
Hithercroft Road, Wallingford, Oxon
OX10 9DG

