


DELABIE



Water Controls for **Public and Commercial Places**



Water Controls for **Healthcare Facilities and Retirement Homes**



Accessibility and Independence
Hygienic Accessories



Stainless Steel Sanitary Ware



Water Controls for **Professional Catering**

2020 Price List

UK recommended price excl. VAT from 01/01/2020

CONTACTS

HEAD OFFICE & PRODUCTION SITE

18, rue du Maréchal Foch
80130 Friville
FRANCE

UK OFFICE

Henderson House
Hithercroft Road
Wallingford
Oxon
OX10 9DG

delabie.co.uk

Please contact our Sales Team for details of your local Sales Representative (13 Area Sales Managers cover the UK market).

SALES

Tel. 01491 824449
Fax 01491 825727
orders@delabie.co.uk

QUOTES & PROJECTS

Tel. 01491 821822
Fax 01491 825727
quotes@delabie.co.uk

TECHNICAL SUPPORT

Tel. 01491 821821
Fax 01491 825727
technical@delabie.co.uk



Water Controls for Public and Commercial Places

- Electronic or time flow controls for basins, showers, urinals and WCs
- Thermostatic mixing valves
- Frame systems
- Safety equipment



Water Controls for Healthcare Facilities and Retirement Homes

- Terminal filters
- Water controls for healthcare professionals
- Water controls for patient accommodation
- Sanitary fittings
- Safety equipment



Accessibility and Independence Hygienic Accessories

- DOC M packs
- Grab bars
- Shower seats
- Hygienic accessories for public and commercial places



Stainless Steel Sanitary Ware

- Washbasins - Hand washbasins
- WCs - Urinals
- Shower trays
- Combinations - Surgical sinks - Disposal sinks



Certification
ISO 9001: 2015
quality management
systems

ACS

Certificate of Sanitary Conformity.

All DELABIE products conform to the CPDW* directive modified 29/05/1997, and the French Ministry of Health circular DGS/SD7A2002 no. 571 dated 25/11/2002.

* Construction Products in Contact with Drinking Water (European Commission).



Water Controls for Professional Catering

- Pre-rinse sprays with hand spray
- Mixers for plunge sinks
- Non-contact controls

REF.	DESCRIPTION	£ **
03LD.10P	10 × Flow rate limiters, 3lpm	9.54
03LDCAR.10P	10 × 3 lpm flow rate restrictors for non-return valves	9.21
05LD.10P	10 × Flow rate limiters, 5lpm	9.54
05LDCAR.10P	10 × 5 lpm flow rate restrictors for non-return valves	9.21
075050	Repair kit - Air operated valve 1/2" secureflow	88.49
098020	Discontinued	-
100209	2 × Bumper for CANAL wash trough	29.38
100240	Splashback L.600 H.300 304 stainless steel satin finish	75.44
100250	Splashback L.1200 H.300 304 stainless steel satin finish	122.19
100260	Splashback L.1400 H.300 304 stainless steel satin finish	135.99
100280	Splashback L.1800 H.300 304 stainless steel satin finish	168.94
100300	Splashback L.2400 H.300 304 stainless steel satin finish	217.82
100310	Splashback L.3000 H.300 304 stainless steel satin finish	247.38
100569	Inlet socket union for squat WC Ø55	37.19
100589	2 × Black protective pads for toilet seats	59.94
100590	LISO urinal divider 304 stainless steel satin	394.86
100600	LISO XL urinal divider 304 stainless steel satin	441.98
100610	TU urinal divider 304 stainless steel satin	247.92
100900	Divider for wall mtd multi urinal 304 stainless steel satin	128.43
100930	Trap cover for FRAJU washbasin	121.57
101309	Silicone membrane for HYBRIMATIC and waterless urinals	41.75
101319	Trap + waste + connector for HYBRIMATIC FINO urinal	121.03
101339	6V battery unit for HYBRIMATIC FINO urinal	17.60
101419	Replaced by 102419	-
101429	Replaced by 102419	-
101619	WC seat no lid S21 /SHARK black polyethylene	101.31
101819	Replaced by 102819	-
101829	Replaced by 102819	-
101P	Hat & coat hook polished stainless steel	13.45
102019	Discontinued	-
102029	Discontinued	-
102400	Hinged stainless steel grid for ref 182400	52.19
102419	Slim WC seat with lid BCN black Duroplast	50.66
102629	Slim WC seat with lid WCeram white Duroplast	50.66
102819	Slim WC seat with lid S21/700 black Duroplast	50.66
102839	Slim WC seat with lid S21/700 grey Duroplast	50.66
110100	BCN P floor standing WC horizontal inlet 304 st steel satin	775.04
110110	BCN S wall mtd WC horizontal inlet 304 stainless steel satin	658.54
110112	Wall-hung BCN S WC pan horiz inlet 304 SS satin ext pol int	800.37
110300	S21 P floor standing WC horizontal inlet 304 st steel satin	805.42
110310	S21 S wall mtd WC horizontal inlet 304 stainless steel satin	765.85
110310PAD	S21 S wall mtd WC 304 SS satin + 2 × Black protective pads	860.05
110390	MONOBLOCO S21 WC 304 stainless steel satin with cistern	1,106.32
110700	700 P floor standing WC horizontal inlet 304 st steel satin	982.73
110710	700 S wall mtd WC horizontal inlet 304 stainless steel satin	942.21
110790	MONOBLOCO 700 PMR WC 304 stainless steel satin with cistern	1,175.22
111300	S21 P floor standing WC vertical inlet 304 satin st steel	868.04
111700	700 P floor standing WC vertical inlet 304 satin st steel	1,030.66
112518	WCeram S wall mounted WC horizontal inlet ceramic	164.03
113610	Squat WC SHA 700 1 spreader no siphon Ø1" 304 st steel satin	356.72
113620	Squat WC SHA 700 1 spreader w. siphon Ø1" 304 st steel satin	495.82
113710	Squat WC SHA XS 1 spreader no siphon 304 st steel satin	278.20
113720	Squat WC SHA XS 1 spreader with siphon 304 st steel satin	417.32
120110	ALGUI counter top basin no tap hole 304 st steel satin	405.25
120112	ALGUI counter top basin no tap hole 304 SS satin ext pol int	531.89
120130	BOB wall mtd basin no tap hole 304 st steel satin	318.41
120150	AQUEDUTO wall mtd basin no tap hole 304 st steel satin	587.80
120170	BAILA basin no tap hole 304 satin stainless steel w/o overflow	506.56
120172	BAILA basin no tap hole 304 st steel satin exterior pol int	607.87
120180	MINI BAILA basin no tap hole 304 satin st steel w/o overflow	380.16

REF.	DESCRIPTION	£ **
120182	MINI BAILA basin no tap hole 304 st steel satin ext pol int	482.44
120240	CANAL trough L600 no tap hole right waste 304 satin st steel	355.60
120250	CANAL trough L1200 no tap hole right waste 304 satin st steel	404.23
120260	CANAL trough L1400 no tap hole right waste 304 satin st steel	446.79
120270	TRAPEZ basin no tap hole 304 satin st. steel w/o overflow	324.20
120280	CANAL trough L1800 no tap hole right waste 304 satin st steel	492.38
120300	CANAL trough L2400 no tap hole right waste 304 satin st steel	612.48
120310	CANAL trough L3000 no tap hole right waste 304 satin st steel	675.31
120390	DUPLO RP twin basin no tap hole 304 sat st steel w/o overflow	719.32
120400	PMR XS basin vert waste no tap hole 304 satin stainless steel	233.03
120430	FRAJU basin no tap hole no overflow 304 st steel satin	309.01
120440	FRAJU PMR basin no tap hole no overflow 304 st steel satin	354.60
120470	HEMI inset basin Ø310 304 satin stainless steel w/o overflow	106.57
120471	HEMI inset basin Ø310 304 bright pol st steel w/o overflow	135.08
120490	HEMI inset basin Ø385 304 satin stainless steel w/o overflow	115.54
120491	HEMI inset basin Ø385 304 bright pol st steel w/o overflow	154.38
120550	MINIMAL basin no tap hole 304 satin st steel w/o overflow	302.92
120650	QUADRA basin no tap hole 304 satin st steel without overflow	330.88
120652	QUADRA counter top basin no taphole 304 SS satin ext pol int	424.54
120710	REDO basin no tap hole 304 satin stainless steel w/o overflow	283.67
120720	REDO-T basin no tap hole 304 satin st steel w/o overflow	540.33
120750	TRIPLO RP 3 basins no tap hole 304 satin st steel w/o overflow	1,002.99
120800	FACIL basin no tap hole 304 satin stainless steel w/o overflow	270.29
120810	UNITO counter top basin no tap hole no overflow 304 sat SS	313.58
120820	Replaced by 120810	-
120830	UNITO wall mtd basin no tap hole no overflow 304 satin SS	313.58
121130	BOB wall mtd basin right tap hole Ø35 304 st steel sat	318.41
121150	AQUEDUTO wall mtd basin centre hole Ø35 304 st steel satin	587.80
121170	BAILA basin Ø35 ctr tap hole 304 satin st. steel w/o overflow	506.56
121180	MINI BAILA basin Ø35 ctr taphole 304 satin st st no overflow	380.16
121240	CANAL trough L600 Ø22 tap hole right waste 304 satin st steel	355.60
121250	CANAL trough L1200 2 Ø22 tap holes right waste 304 satin st st	404.23
121260	CANAL trough L1400 2 Ø22 tap holes right waste 304 satin st st	446.79
121270	TRAPEZ basin Ø35 ctr tap hole 304 satin st. steel w/o overflow	324.20
121280	CANAL trough L1800 3 Ø22 tap holes right waste 304 satin st st	492.38
121300	CANAL trough L2400 4 Ø22 tap holes right waste 304 satin st st	612.48
121310	CANAL trough L3000 5 Ø22 tap holes right waste 304 satin st st	675.31
121390	DUPLO RP twin basin Ø35 tap hole 304 sat st steel w/o overflow	719.32
121430	FRAJU basin Ø35 ctr tap hole 304 satin st. steel w/o overflow	309.01
121440	FRAJU PMR basin tap hole Ø35 no overflow 304 st steel satin	354.60
121550	MINIMAL basin Ø35 ctr tap hole 304 satin st steel w/o overflow	302.92
121710	REDO basin Ø35 ctr tap hole 304 satin st. steel w/ overflow	283.67
121720	REDO-T basin Ø35 ctr tap hole 304 satin st steel w/o overflow	540.33
121750	TRIPLO RP 3 basins Ø35 tap hole 304 sat st steel w/o overflow	1,002.99
121800	FACIL basin Ø35 right tap hole 304 satin st steel w/o overflow	270.29
121810	UNITO counter top basin Ø35 ctr hole no overflow 304 sat SS	357.00
121820	Replaced by 121810	-
121830	UNITO wall mtd basin Ø35 ctr tap hole no o/flow 304 satin SS	357.00
122240	CANAL trough L600 no tap hole left waste 304 satin st steel	355.60
122250	CANAL trough L1200 no tap hole left waste 304 satin st steel	404.23
122260	CANAL trough L1400 no tap hole left waste 304 satin st steel	446.79
122280	CANAL trough L1800 no tap hole left waste 304 satin st steel	492.38
122300	CANAL trough L2400 no tap hole left waste 304 satin st steel	612.48
122310	CANAL trough L3000 no tap hole left waste 304 satin st steel	675.31
122650	QUADRA basin Ø35 left tap hole 304 satin st steel w/o overflow	330.88
122800	FACIL basin Ø35 left tap hole 304 satin st steel w/o overflow	270.29
123240	CANAL trough L600 Ø22 tap hole left waste 304 satin st steel	355.60
123250	CANAL trough L1200 2 Ø22 tap holes left waste 304 satin st st	404.23
123260	CANAL trough L1400 2 Ø22 tap holes left waste 304 satin st st	446.79
123280	CANAL trough L1800 3 Ø22 tap holes left waste 304 satin st st	492.38

References prefixed by * are available while stocks last. References are listed in ascending alphanumeric order.

** Price excludes VAT.

REF.	DESCRIPTION	£ **	REF.	DESCRIPTION	£ **
123300	CANAL trough L2400 4 Ø22 tap holes left waste 304 satin st st	612.48	134770	DELTA wall mtd urinal back inlet 304 stainless steel satin	480.12
123310	CANAL trough L3000 5 Ø22 tap holes left waste 304 satin st st	675.31	134772	DELTA urinal rear inlet 304 st steel satin exterior pol int	576.17
123400	PMR XS basin vert waste Ø35 right tap hole 304 satin st steel	233.03	135010	FINO WF wall mounted water free urinal 304 st steel satin	586.13
123650	QUADRA basin Ø35 right tap hole 304 satin st st w/o overflow	330.88	135110	FINO wall mtd urinal top inlet 304 stainless steel satin	349.64
124170	BAILA basin no tap hole 304 satin stainless steel w/ overflow	525.86	135710	FINO wall mtd urinal back inlet 304 stainless steel satin	349.64
124270	TRAPEZ basin no tap hole 304 satin stainless steel w/ overflow	343.50	1358	ECO telescopic curtain rail Ø20 - 0.8-2.10m polished alu	17.70
124390	DUPLO RP twin basin no tap hole 304 sat st steel w/ overflow	757.92	1367	Angled curtain rail Ø20 - 0.9x0.9m polished stainless steel	72.50
124430	FRAJU basin no tap hole 304 satin stainless steel w/ overflow	324.20	138	Robe hook chrome plated brass	6.61
124440	FRAJU PMR basin no tap hole 304 satin st steel with overflow	373.90	1381	Shower curtain 0.9x2m white PVC	12.73
124470	HEMI inset basin Ø310 304 satin stainless steel with overflow	123.33	1382	Shower curtain 1.2x2m white PVC	13.89
124471	HEMI inset basin Ø310 304 bright pol st steel with overflow	154.38	1386	Shower curtain 1.8x2m white PVC	17.19
124490	HEMI inset basin Ø385 304 satin stainless steel with overflow	134.84	138770	Replaced by 135710	-
124491	HEMI inset basin Ø385 304 bright pol st steel with overflow	173.68	1449	Round pedal bin 3L white epoxy	34.12
124550	MINIMAL basin no tap hole 304 satin st steel with overflow	322.22	150022D	Discontinued	-
124650	QUADRA basin no tap hole 304 satin st steel with overflow	350.18	150100	700x700 shower tray depth 60mm 304 stainless steel satin	202.62
124710	REDO basin no tap hole 304 satin stainless steel with overflow	302.97	150300	800x800 shower tray depth 60mm 304 stainless steel satin	249.04
124720	REDO-T basin no tap hole 304 satin st steel with overflow	559.63	150500	PMR 800x800 shower tray depth 30mm 304 stainless steel satin	374.86
124750	TRIPLO RP 3 basins no tap hole 304 satin st steel w/ overflow	1,060.89	150600	PMR 900x900 shower tray depth 30mm 304 stainless steel satin	425.51
124800	FACIL basin no tap hole 304 satin stainless steel w/ overflow	289.58	1530	ECO grab bar Ø25 L300 white epoxy stainless steel	21.46
124810	Discontinued	-	1550	ECO grab rail 135° Ø25 220x220 white epoxy stainless steel	33.18
124820	Discontinued	-	158100	Stop cock 1/2" with vacuum breaker + 1/4 turn ceramic head	94.10
125170	BAILA basin Ø35 ctr tap hole 304 satin st. steel with overflow	525.86	1583	Reinforced washbasin flexible FF1/2" 1m	18.62
125270	TRAPEZ basin Ø35 ctr tap hole 304 satin st. steel w/ overflow	343.50	15846	Trigger hand spray bed pan cleaner M1/2" inverted jet	96.26
125390	DUPLO RP twin basin Ø35 tap hole 304 sat st steel w/ overflow	757.92	1585	Wall hook for washbasin push-button operated hand spray	16.03
125430	FRAJU basin Ø35 ctr tap hole 304 satin st steel w/ overflow	324.20	160130	BOB TC wall mtd basin no tap hole 304 st steel satin finish	366.18
125440	FRAJU PMR basin Ø35 tap hole 304 satin st steel with overflow	373.90	160250	PMR XS TC wall mtd basin no tap hole 304 st steel satin finish	325.32
125550	MINIMAL basin Ø35 ctr tap hole 304 satin st steel w/ overflow	322.22	160300	Combi KOMPACT basin WC wall mtd right 304 st steel satin	2,219.21
125710	REDO basin Ø35 ctr tap hole 304 satin st steel w/ overflow	302.97	160310	S21 S TC wall mtd WC horizontal inlet 304 st steel satin	765.85
125720	REDO-T basin Ø35 ctr tap hole 304 satin st steel w/ overflow	559.63	160330	COMMISSARIAT SD antivandal rec washbasin st steel satin	444.63
125750	TRIPLO RP 3 basins Ø35 tap hole 304 satin st steel w/ overflow	1,060.89	160340	TEK TC wall mtd basin with integrated tap 304 st steel satin	763.53
125810	Discontinued	-	160360	DUO S TC R wall mtd basin no tap hole 304 st steel satin	421.83
125820	Discontinued	-	160370	DUO S TC L wall mtd basin no tap hole 304 st steel satin	421.83
126650	QUADRA basin Ø35 left tap hole 304 satin st steel w/ overflow	350.18	160400	Combi KOMPACT basin WC wall mtd left 304 st steel satin	2,219.21
126800	FACIL basin Ø35 left tap hole 304 satin st steel w/ overflow	289.58	160500	Combi KOMPACT basin WC wall mtd centre 304 st steel satin	2,219.21
127650	QUADRA basin Ø35 right tap hole 304 satin st steel w/ overflow	350.18	160550	WC S21 P TC free standing inline supply 304 st steel satin	805.42
127800	FACIL basin Ø35 right tap hole 304 satin st steel w/ overflow	289.58	160600	Combi KOMPACT basin WC floor std right 304 st steel satin	2,219.21
130000	HYBRIMATIC FINO urinal 304 stainless steel satin battery-op	627.17	160700	Combi KOMPACT basin WC floor std left 304 st steel satin	2,219.21
130008	HYBRIMATIC DELTACERAM ceramic urinal battery-operated	492.09	160710	700 S TC wall mounted WC horizontal inlet 304 st steel satin	989.45
130100	L wall mtd multi urinal L1200 top inlet 304 st steel satin	622.45	160770	DELTA TC wall mtd urinal back inlet 304 st steel satin	552.15
130110	L wall mtd multi urinal L1800 top inlet 304 st steel satin	833.45	160800	Combi KOMPACT basin WC floor std centre 304 st steel satin	2,219.21
130120	L wall mtd multi urinal L 2400 top inlet 304 st steel satin	1,002.25	161340	TEK wall mtd basin with integrated tap 304 st steel satin	790.23
130170	Replaced by 135110	-	161440	TEK wall mtd basin + integ electronic tap 304 st steel satin	1,089.10
1301W	Robe hook x 1 hook stainless steel and metal white epoxy	14.91	161600	KOMPACT HW/CW Combi basin WC free stding right 304 st st sat	2,363.94
130200	L recessed urinal L600 back inlet 304 st steel sat	668.66	161700	KOMPACT HW/CW Combi basin WC free stding left 304 st st sat	2,363.94
130210	L recessed multi urinal L1200 back inlet 304 st steel satin	927.93	161800	KOMPACT HW/CW Combi basin WC free std centre 304 st st sat	2,363.94
130220	L recessed multi urinal L1800 back inlet 304 st steel satin	1,247.58	162300	Combi KOMPACT with cistern WC wall mtd right 304 sat st st	2,219.21
1302W	Robe hook x 2 hooks stainless steel and metal white epoxy	27.21	162400	Combi KOMPACT with cistern WC wall mtd left 304 sat st steel	2,219.21
130300	LP free standing urinal L600 back inlet 304 st steel satin	709.18	162500	Combi KOMPACT with cistern WC wall mtd ctr 304 sat st steel	2,219.21
130310	LP free standing urinal L 1200 rear inlet 304 st steel satin	1,013.36	162600	Combi KOMPACT cistern WC floor std right 304 sat st steel	2,219.21
130320	LP free standing urinal L 1800 rear inlet 304 st steel satin	1,266.41	162700	Combi KOMPACT cistern WC floor std left 304 sat st steel	2,219.21
1303W	Robe hook x 3 hooks stainless steel and metal white epoxy	42.10	162800	Combi KOMPACT cistern WC floor std centre 304 sat st steel	2,219.21
1306T1	Tubular swivel spout Ø22 H140 L150	86.25	164130	BOB HD wall mtd basin no tap hole 304 satin stainless steel	366.18
1306T2	Tubular swivel spout Ø22 H260 L200	99.86	164770	DELTA HD wall mtd urinal back inlet 304 st steel satin	552.15
1306T3	Tubular swivel spout Ø22 H260 L300	108.62	1660	Toilet paper dispenser 2 rolls polished 304 stainless steel	127.33
1316	Swivel column with retractable spray, H200 L220mm	155.75	1660S	Toilet paper dispenser 2 rolls 304 stainless steel satin finish	127.33
132306	MINERALCAST PMR wall mounted basin L.785 Ø35 centre hole	535.50	1661	Toilet paper dispenser 2 rolls 304 stainless steel white epoxy	127.33
133788	EASY-D ceramic urinal pack with TEMPOSOF 2 inline valve	277.88	166300	Combi KOMPACT TC basin WC wall mtd right 304 st steel satin	2,219.21
133888	EASY-D ceramic urinal pack with TEMPOSOF 2 angled valve	261.01	166400	Combi KOMPACT TC basin WC wall mtd left 304 st steel satin	2,219.21
134118	DELTACÉRAM wall mtd urinal top inlet ceramic	192.97	166500	Combi KOMPACT TC basin WC wall mtd centre 304 st steel satin	2,219.21
134170	DELTA wall mtd urinal top inlet 304 stainless steel satin	480.12	166600	Combi KOMPACT TC basin WC floor std right 304 st steel satin	2,219.21
134710	DELTA urinal top inlet vertical waste 304 st steel satin	480.12	166700	Combi KOMPACT TC basin WC floor std left 304 st steel satin	2,219.21
134718	DELTACÉRAM wall mtd urinal back inlet ceramic	212.27	166800	Combi KOMPACT TC basin WC floor std centre 304 st steel sat	2,219.21

References prefixed by * are available while stocks last. References are listed in ascending alphanumerical order.

** Price excludes VAT.

REF.	DESCRIPTION	£ **
167500	Replaced by 160770	-
180100	ILHA free standing water fountain H915 304 st steel satin	564.56
180110	ILHA JR free std water fountain H800 304 st steel satin	533.70
180130	Hospital plaster sink wall mounted 304 stainless steel satin	1,132.46
180140	Floor standing combi basin sink 304 stainless steel satin	807.67
180150	Floor standing cleaners sink 304 stainless steel satin	568.84
180170	Wall mounted cleaners sink 304 stainless steel satin	354.60
1801T2	Wall mounted base + 1 BIOCLIP disposable spout, panel fix	91.11
180300	SXL hand wash free standing right hole Ø22 304 st steel sat	591.19
180330	GENOU wall mtd hand wash right tap hole Ø22 304 st steel sat	395.12
1804T2	Wall mounted base + 2 BIOCLIP st. steel spouts, panel fix	160.47
180800	SD wall mounted water fountain 304 stainless steel satin	316.50
181000	Surgical scrub trough high upstand L.700 304 st steel satin	1,134.69
181020	Surgical scrub trough low upstand L.700 304 st steel satin	1,033.38
181100	Surgical scrub trough L700 1 tap hole Ø22 304 st steel satin	1,134.69
181200	Surgical scrub L.700 2 tap holes Ø22 c-c 150 304 st st satin	1,134.69
181310	SXS hand washbasin w/o tap 304 satin st steel	220.06
181320	SXS hand washbasin w/o tap with upstand 304 satin st steel	261.20
182000	Surgical scrub trough high upstand L.1400 304 st steel satin	1,398.10
182020	Surgical scrub trough low upstand L.1400 304 st steel satin	1,351.51
182060	XL P floor std disposal sink horiz inlet 304 st steel satin	1,083.62
182070	XL P floor std disposal sink vert inlet 304 st steel satin	1,083.62
182100	Surgical scrub L.1400 2 tap holes Ø22 304 st steel satin	1,398.10
182160	XL S wall mtd disposal sink horiz inlet 304 st steel satin	1,090.34
182200	Surgical scrub L.1400 4 tap holes Ø22 c-c150 304 st st satin	1,398.10
182310	SXS hand washbasin mechanical complete 304 satin st steel	410.30
182320	SXS hand washbasin mechanical complete with upstand 304 satin st steel	451.44
182400	Wall mtd sink with splashback 304 pol satin stainless steel	273.55
183000	Surgical scrub trough high upstand L.2100 304 st steel satin	1,479.15
183020	Surgical scrub trough low upstand L.2100 304 st steel satin	1,418.36
183100	Surgical scrub L.2100 3 tap holes Ø22 304 st steel satin	1,479.15
183200	Surgical scrub L.2100 6 tap holes Ø22 c-c150 304 st st satin	1,479.15
184310	SXS hand washbasin electronic complete 304 satin st steel	672.52
18431015	WRAS SXS hand washbasin elect. complete 304 st steel	744.50
184320	SXS hand washbasin electronic complete with upstand 304 satin st steel	712.62
18432015	WRAS SXS hand washbasin elect. complete with upstand 304 st steel	784.60
185000	HYGIENE surgical scrub high upstand L.700 304 st steel satin	1,381.03
185020	HYGIENE surgical scrub low upstand L.700 304 st steel satin	1,283.33
18502015	HYGIENE surgical scrub low upstand L.800 304 st steel satin	1,372.77
185100	HYGIENE surgical scrub L700 1 taphole Ø22 304 st steel satin	1,381.03
185200	HYGIENE surg scrub L700 2 tapholes Ø22 c-c150 304 st st sat	1,381.03
186000	HYGIENE surgical scrub high upstand L.1400 304 st st satin	1,708.04
186020	HYGIENE surgical scrub low upstand L.1400 304 st steel satin	1,571.27
18602015	HYGIENE surgical scrub low upstand L.1600 304 st steel satin	1,676.70
186100	HYGIENE surgical scrub L1400 2 tap holes Ø22 304 st st satin	1,708.04
186200	HYGIENE surg. scrub L.1400 4 tap holes Ø22 c-c150 304 st st	1,708.04
187000	HYGIENE surgical scrub high upstand L2100 304 st steel satin	2,081.30
187020	HYGIENE surgical scrub low upstand L.2100 304 st steel satin	1,911.64
18702015	HYGIENE surgical scrub low upstand L.2400 304 st steel satin	2,071.83
187100	HYGIENE surgical scrub L2100 3 tap holes Ø22 304 st st satin	2,081.30
187200	HYGIENE surg. scrub L.2100 6 tap holes Ø22 c-c150 304 st st	2,081.30
200000	Pre-mixer COMPACT MF1/2" for basin non return valves	68.38
20002	2 x BIOCLIP stainless steel spouts L129mm Ø28	85.09
20003	2 x BIOCLIP stainless steel spouts L77mm Ø28	80.14
20015	15 x BIOCLIP disposable spouts L125mm Ø22	78.45
20040.10P	10 x BIOFIL sterile spouts with integrated filter L138mm Ø22	766.16
20050A.10P	10 x BIOFIL sterile cartridge filter A, rain effect spray	740.62
20050R.10P	10 x BIOFIL sterile cartridge filter P, rain effect spray	740.62
20051A.10P	10 x BIOFIL sterile cartridge filter A with laminar flow	740.62
20051P.10P	10 x BIOFIL sterile cartridge filter P with laminar flow	740.62
20060.10P	10 x BIOFIL sterile shower head with integrated filter	836.17
20061.10P	10 x BIOFIL sterile threaded shower head with integrated filter	836.17

REF.	DESCRIPTION	£ **
20164T1	Electronic mix 230V high swivel spout H165 L160, lever L100	553.52
20164T4	Electronic mix 230V high swivel spout H305 L250, lever L100	595.65
204001	Deck mounted fixed spout M1/2" L150 H170 Ø16 FS 3lpm	61.87
20464T1	Elect battery mix, high swivel spout H165 L160, lever L100	615.66
20464T4	Elect battery mix, high swivel spout H305 L250, lever L100	638.04
20801T2	Wall mtd elect tap with BIOCLIP disposable spout, panel fix	380.59
20804T2	Wall mtd elect tap with 2 BIOCLIP st steel spouts panel fix	470.14
20804T215	Wall mtd elect tap 2 BIOCLIP st steel spouts 15mm panel fix	492.52
20870T1	Elect mix H160 swivel spout + 2 BIOCLIP st steel spouts	625.71
20870T3	Elect mix H300 with swivel spout + 2 BIOCLIP st steel spouts	649.81
20871T1	Elect mixer H160 w. swivel spout + BIOCLIP disposable spout	553.52
20871T3	Elect mixer H300 w. swivel spout + BIOCLIP disposable spout	577.60
22.5P	5 x Scale proof aerator F22/100	28.35
220000	Replaced by 1306T1	-
2210	Mechanical sink mixer swivel spout H145 L225mm sculpt lever	145.92
2210L	Mechanical sink mixer swivel spout H145 L225mm Hygiene lever	160.47
2211	Mech sink mixer swivel spout/ret. spray H105mm, solid lever	244.55
2211EP	EP sink mixer swivel spout/ret. spray H105mm, solid lever	279.49
2211L	Mech sink mixer swivel spout/ret spray H105mm Hygiene lever	250.39
2211LEP	EP sink mixer swivel spout/ret. spray H105mm, Hygiene lever	285.34
2220	Mechanical basin mixer H60mm, pop-up waste, sculptured lever	100.74
2220L	Mechanical basin mixer H60mm, pop-up waste, Hygiene lever	115.29
2221	Mech. basin mixer H60mm, no pop-up waste, sculptured lever	97.38
2221L	Mechanical basin mixer H60mm, no pop-up waste, Hygiene lever	111.93
222429	Key for flow straightener removal, aerator, biosafe M16.5/100	3.56
2239	Mechanical shower mixer bottom outlet sculpt lever offset SC	140.12
2239EP	EP shower mixer, bottom outlet, sculptured lever, SC unions	194.24
2239EPHYG	Auto drain shower kit with mixer 2239EP, SC unions	242.31
2239EPKIT	Shower kit with mixer 2239EP, SC unions	276.75
2239EPS	EP shower mixer, bottom outlet, sculptured lever, offset std	162.10
2239EPSHYG	Autodrain shower kit with mixer 2239EP, offset std unions	210.19
2239EPSKIT	Shower kit with mixer 2239EP, offset standard unions	244.61
2239S	Mech shower mixer bottom outlet, sculpt lever, offset std	107.52
2252S	Wall mtd mech shower bath mixer sculpt lever, offset std	180.48
23015	Water hammer absorber, F1/2" H90	24.23
23020	Water hammer absorber, F3/4" H92	28.63
23026	Water hammer absorber, F1" H98	60.60
23033	Water hammer absorber, F1 1/4" H103	108.39
23040	Discontinued	-
2359	Straight curtain rail polished st steel Ø20 - 1m cut-to-size	45.02
2390	Sleeve connector for 2 tubes Ø20	7.89
2392	2 x Fixing plates for tube Ø20	26.30
2393	Angled connector for tube Ø20	18.95
2396	Polished stainless steel tube Ø20 L600	12.48
2397	Polished stainless steel tube Ø20 L700	14.09
2398	Polished stainless steel tube Ø20 L800	15.80
2399	Polished stainless steel tube Ø20 L900	17.42
24.5P	5 x Scale proof aerator M24/100	28.35
2400	Polished stainless steel tube Ø20 L1000	19.07
2436P	Wall mtd sequ. mech mixer, swivel spout L.200 inline SC unions	323.74
2437	Wall-mtd sequential mech mixer, fixed spout L.200, SC unions	332.74
2437S	Wall-mtd sequential mech mixer, fixed spout L.200 offset std	302.90
2439	Replaced by 2739	-
2439EP	Replaced by 2739EP	-
2439EPS	Replaced by 2739EPS	-
2439S	Replaced by 2739S	-
2443	Recessed mechanical shower mixer behind wall plate Ø116	115.29
2445LEPUK	EP sink mixer c-c 150, fixed spout L200, Hyg L., inline S/C	374.99
2446LEPUK	EP sink mixer c-c 150, fixed spout L150, Hyg L., inline S/C	358.46
2447LEPUK	EP sink mixer c-c 200, fixed spout L150, Hyg L., inline S/C	395.95
2447LUK	Mech sink mixer 200 c-c fixed spout L150, hyg L., in-L/S/C	340.29
25061T1	Basin mixer with swivel spout H200 L150mm, no waste	195.38

References prefixed by * are available while stocks last. References are listed in ascending alphanumerical order.

** Price excludes VAT.

REF.	DESCRIPTION	£ **	REF.	DESCRIPTION	£ **
2506T1	Basin mixer with swivel spout H200 L150mm, with waste	229.98	2599	Mixer + column retractable hand spray H200, sculptured lever	244.55
2506T2	Sink mixer with swivel spout H220 L200mm, no waste	199.94	2599EP	EP mixer + column with retractable spray H.200, sculpt lever	279.49
2506T3	Mixer with swivelling spout H.315 L.300mm, no waste	213.06	260020	Recessed diverter valve	288.78
2510	Mechanical sink mixer swivel spout H155 L230mm sculpt lever	185.30	260021	Exposed diverter valve	54.19
2510L	Mechanical sink mixer swivel spout H155 L230mm Hygiene lever	199.45	2620	BIOSAFE mechanical basin mixer H95 with waste, solid lever	168.86
2510T	Sink mixer with swivelling spout H155 L230mm solid lever	185.30	26206	Replaced by 26216	-
2519	Wall mtd mech mixer swiv spout L200, sculpt lever, SC unions	226.37	26206EP	Replaced by 26216EP	-
2519L	Wall mtd mech mixer swivel spout L200 Hygiene lever,SC unions	237.39	26206MINI	Replaced by 26216MINI	-
2519LS	Wall mtd mech mixer swiv spout L200 Hygiene lever offset std	190.29	26206MINIEP	Replaced by 26216MINIEP	-
2519S	Wall mtd mech mixer swiv spt L200mm sculpt lever offset std	179.10	2620EP	BIOSAFE EP basin mixer H95 with waste, solid lever	203.80
2520	Mechanical basin mixer H.85mm L.135mm + waste, sculpt lever	169.90	2620MINI	BIOSAFE mechanical basin mixer H55mm with waste, solid lever	154.51
2520EP	EP basin mixer H.85mm L.135mm + waste, sculptured lever	203.72	2620MINIEP	BIOSAFE EP basin mixer H55mm with waste, solid lever	189.44
2520L	Mechanical basin mixer H.85mm L.135mm + waste, Hygiene lever	180.79	2621	BIOSAFE mechanical basin mixer H95 no waste, solid lever	145.58
2520LEP	EP basin mixer H.85mm L.135mm + waste, Hygiene lever	214.37	26216	BIOSAFE mech basin mixer H95mm no waste, solid lever, copper	197.96
2520T	Mechanical basin mixer H.85mm L.135mm + waste, solid lever	169.90	26216EP	BIOSAFE EP basin mixer H95mm no waste, solid lever, copper	232.91
2520TEP	EP basin mixer H.85mm L.135mm + waste, solid lever	203.72	26216MINI	BIOSAFE mech basin mixer H55mm no waste, solid lever, copper	183.61
2521	Mechanical basin mixer H.85mm L.135mm no waste, sculpt lever	150.30	26216MINIEP	BIOSAFE EP basin mixer H55mm no waste, solid lever, copper	218.56
2521EP	EP basin mixer H.85mm L.135mm no waste, sculptured lever	183.57	2621EP	BIOSAFE EP basin mixer H95 no waste, solid lever	180.50
2521L	Mechanical basin mixer H85mm L135mm, no waste, Hygiene lever	161.19	2621MINI	BIOSAFE mech basin mixer H55mm no waste, solid lever	131.21
2521LEP	EP basin mixer H85mm L135mm, no waste, Hygiene lever	197.80	2621MINIEP	BIOSAFE EP basin mixer H55mm no waste, solid lever	166.15
2521T	Mechanical basin mixer H85mm L135mm, no waste, solid lever	150.30	2640	Wall-mtd seq mech mix with fixed/swivel spout L120 offset SC	301.76
2521TEP	EP basin mixer H85mm L135mm, no waste, solid lever	183.57	2640S	Wall-mtd seq mech mix w. fixed/swivel spout L120 offset std	269.62
2522	Mech. basin mix. with swivel spout H100mm L170mm, sculpt lever	151.11	2641	Wall-mtd seq mech mix with fixed/swivel spout L200 offset SC	307.28
2522L	Mech. basin mix. with swivel spout H100mm L170mm, Hyg. lever	162.31	2641S	Wall-mtd seq mech mix w. fixed/swivel spout L200 offset std	275.14
2522T	Mech. basin mix. with swivel spout H100mm L170mm, solid lever	151.11	2720L	Mechanical basin mixer H.85mm L.120mm + waste, Hygiene lever	201.22
2539	Mechanical shower mixer bottom outlet sculpt lever,SC unions	162.35	2720LEP	EP basin mixer H.85mm L.120mm + waste, Hygiene lever	244.37
2539EP	EP shower mixer, bottom outlet, sculptured lever, SC unions	217.99	2720T	Mechanical basin mixer H.85mm L.120mm + waste, solid lever	197.92
2539EPHYG	Auto drain shower kit with mixer 2539EP, SC unions	273.67	2720TEP	EP basin mixer H.85mm L.120mm + waste, solid lever	229.98
2539EPKIT	Shower kit with mixer 2539EP, SC unions	308.62	2721L	Mechanical basin mixer H85mm L120mm, no waste, Hygiene lever	186.87
2539EPS	EP shower mixer, bottom outlet, sculptured lever, standard	185.87	2721LEP	EP basin mixer H85mm L120mm, no waste, Hygiene lever	229.98
2539EPSHYG	Autodrain shower kit with mixer 2539EP, std unions	248.07	2721T	Mechanical basin mixer H85mm L120mm, no waste, solid lever	178.61
2539EPSKIT	Shower kit with mixer 2539EPS, standard unions	283.00	2721TEP	EP basin mixer H85mm L120mm, no waste, solid lever	215.63
2539HYG	Auto drain shower kit with mechanical mixer 2539, SC unions	252.83	2739	Securitouch mechanical shower mixer, sculptured lever, SC	214.06
2539KIT	Shower kit with mechanical mixer 2539, SC unions	287.76	2739EP	SECURITHERM EP shower mixer, sculptured lever, SC unions	264.66
2539S	Mechanical shower mixer bottom outlet sculpt lever, offset std	129.74	2739EPHYG	Auto drain shower kit w. Securitouch mixer 2739EP, SC unions	323.17
2539SHYG	Auto drain shower kit with mechanical mixer 2539, offset std	220.23	2739EPKIT	Shower kit with Securitouch mixer 2739EP, SC unions	357.59
2539SKIT	Shower kit with mechanical mixer 2539, offset std	255.15	2739EPS	SECURITHERM EP shower mixer, sculptured lever, offset std	232.54
2542	Mech mixer w. remote control, sculpt lever for retr. spray	118.20	2739EPSHYG	Autodrain shower kit w. Securitouch mixer 2739EPS offset std	291.05
2542EP	EP mixer w. remote ctrl, sculpt lever for retracting spray	153.15	2739EPSKIT	Shower kit with Securitouch mixer 2739EPS, offset std unions	325.47
2543	Recessed waterproof shower mixer, kit 2/2 (+790BOX)	211.95	2739HYG	Auto drain shower kit w. Securitouch mixer 2739, SC unions	272.64
2561D	Hygienic bag dispenser & container stainless steel	244.05	2739KIT	Shower kit with Securitouch mixer 2739, SC unions	307.07
2564T1	Mechanical mixer high swivel spout H165 L160mm Hygiene lever	222.96	2739S	Securitouch mech. sh. mix, sculpt lever bottom outlet, std	181.93
2564T1EP	EP mixer with high swivelling spout H165 L160, Hygiene lever	256.33	2739SHYG	Auto drain shower kit w. Securitouch mixer 2739S, offset std	240.52
2564T2	Mechanical mixer high swivel spout H165 L250mm Hygiene lever	233.46	2739SKIT	Shower kit w. Securitouch mixer 2739S, offset std unions	275.00
2564T2EP	EP mixer with high swivelling spout H165 L250, Hygiene lever	266.98	2739T	Securitouch mechanical shower mixer, solid lever, SC unions	214.06
2564T3	Mechanical mixer high swivel spout H305 L160mm Hygiene lever	245.12	2739TEP	SECURITHERM EP shower mixer, solid lever, SC unions	264.66
2564T3EP	EP mixer with high swivelling spout H305 L160, Hygiene lever	278.72	2739TEPS	SECURITHERM EP shower mixer, solid lever, standard unions	232.54
2564T4	Mechanical mixer high swivel spout H305 L250mm Hygiene lever	253.59	2739TS	Securitouch mechanical shower mixer, solid lever, std unions	181.93
2564T4EP	EP mixer with high swivelling spout H305 L250, Hygiene lever	287.13	28.2P	2 x Scale proof aerator M28/100	22.46
2564T5	Mech mixer with high swivel spout H205 L200, Hygiene lever	230.81	2820L	BIOCLIP mechanical basin mixer H85mm + waste, Hygiene lever	302.23
2564T5EP	EP mixer with high swivelling spout H205 L200, Hygiene lever	264.39	2820LEP	BIOCLIP EP basin mixer H85mm + waste, Hygiene lever	335.81
2565T1	Mechanical mixer high fixed spout H165 L160mm, Hygiene lever	200.93	2820T	BIOCLIP mechanical basin mixer H85mm + waste, solid lever	291.03
2565T1EP	EP mixer high fixed spout H165 L160 Hygiene lever	235.07	2820TEP	BIOCLIP EP basin mixer H85mm + waste, solid lever	324.62
2565T3	Mechanical mixer high fixed spout H305 L160mm, Hygiene lever	230.08	2821L	BIOCLIP mechanical basin mix H85mm no waste, Hygiene lever	285.44
2565T3EP	EP mixer high fixed spout H305 L160mm Hygiene lever	263.66	2821LEP	BIOCLIP EP basin mix H85mm no waste, Hygiene lever	319.02
2565T4	Replaced by 2564T4	-	2821T	BIOCLIP mechanical basin mixer H85mm no waste, solid lever	274.24
2565T4EP	Replaced by 2565T3EP	-	2821TEP	BIOCLIP EP basin mix H85mm no waste, solid lever	307.83
2565T5	Mech mixer with high fixed spout H205 L200, Hygiene lever	209.32	2870T1	Mixer with BIOCLIP swivel spout H160 + 2 st steel spouts	313.71
2565T5EP	EP mixer with high fixed spout H205 L200, Hygiene lever	242.90	2870T3	Mixer with BIOCLIP swivel spout H300 + 2 st steel spouts	338.50
2591	Bed pan cleaner stop cock + trigger hand spray with FS	189.39	2871T1	Mixer with BIOCLIP swivel spout H160 + 1 disposable spout	276.97
2592	Bed pan cleaner stop cock + inverted trigger hand spray	197.27	2871T3	Mixer with BIOCLIP swivel spout H300 + 1 disposable spout	305.61
2597	Mechanical mixer swivel spout H210 L200mm retractable spray	354.62	2900	Toilet paper dispenser 200m white lacquered steel	57.18

References prefixed by * are available while stocks last. References are listed in ascending alphanumerical order.

** Price excludes VAT.

REF.	DESCRIPTION	£ **
2901	Toilet paper dispenser 200m polished 304 stainless steel	94.17
2902	Toilet paper dispenser 200m 304 stainless steel satin finish	94.17
2909	Hypereco toilet paper dispenser 400m white ABS	41.21
2910	Toilet paper dispenser 400m white lacquered steel	75.85
2911	Toilet paper dispenser 400m polished 304 stainless steel	138.19
2912	Toilet paper dispenser 400m 304 stainless steel satin finish	138.19
292015.2P	2 x Moulded wall plate Ø60x21x5 for tap M1/2"	8.40
292020	2 x Moulded wall plate Ø55x27x2 for tap M3/4"	4.76
30040.10P	10 x BIOFIL spouts with integrated filter L. 138mm Ø22	754.85
30050A.10P	10 x BIOFIL non-sterile cartridge filter A rain effect spray	591.29
30050P.10P	10 x BIOFIL non-sterile cartridge filter P rain effect spray	591.29
30051A.10P	10 x BIOFIL non-sterile cartridge filter A with laminar flow	591.29
30051P.10P	10 x BIOFIL non-sterile cartridge filter P with laminar flow	591.29
30060.10P	10 x BIOFIL non-sterile shower head with integrated filter	660.43
30061.10P	10 x BIOFIL non-sterile threaded shower head w. integ filter	660.43
301	Robe hook x 1 hook polished stainless steel and chrome	16.21
302	Robe hook x 2 hooks polished stainless steel and chrome	29.74
303D	Robe hook x 3 hooks polished stainless steel and chrome	45.68
304FC	*Conical filter 0.8 for nut 3/8" (while stk then 60438.10P)	3.66
309000	*Urinal outlet M11/4" +seal Ø50/32 (while stock then 776000)	61.64
310000	SIPHURINOIR vertical siphon +comp seal Ø50/32 H 115 chr brass	87.63
311QU1	Swan neck fountain tap M3/8"	90.20
311TR1	Swan neck fountain tap for Rilsan tube 4x6	90.20
312QU1	Bubbler tap chromed M3/8" for fountain	70.63
312TR1	Bubbler tap chromed for Rilsan tube 4x6	84.95
314000	Discontinued	-
315153D	Discontinued	-
318200	Bubbler/spout flush to wall for partitions L. 200	71.47
318300	Replaced by 318200	-
319T61	Push button for fountain taps for Rilsan tube 4x6	73.91
3361	Hypereco WC brush set wall or floor mounted	12.13
3362	Toilet brush Nylon (for brush set 3361)	6.39
3364	Eco ceiling support L800 for rail Ø16 st steel + brass	21.65
3365	Eco ceiling support L800 for rail Ø20 st steel + brass	22.05
3372	Ceiling support L 1000 for rail Ø16 polished stainless steel	40.03
3450	Rectangular bathroom mirror 420x600 6mm thick	49.06
3451	Rectangular bathroom mirror 360x480 6mm thick	38.22
3452	Unbreakable bathroom mirror 10x385x485 mirror pol st steel	146.01
3453	Unbreakable bathroom mirror 1x400x600 polished st steel	144.44
3454	Rectangular bathroom mirror 500x750 6mm thick	64.45
3458	Unbreakable bathroom mirror 10x485x585 mirror pol st steel	190.26
3459	Unbreakable bathroom mirror 10x595x980 mirror pol st steel	331.88
350504S	Basic grab bar Ø32 L400 stainless steel satin finish	42.56
350504W	Basic grab bar Ø32 L400 white epoxy	38.91
350505S	Basic grab bar Ø32 L500 stainless steel satin finish	46.39
350505W	Basic grab bar Ø32 L500 white epoxy	41.60
350506S	Basic grab bar Ø32 L600 stainless steel satin finish	51.41
350506W	Basic grab bar Ø32 L600 white epoxy	47.73
35050S	Basic grab bar Ø32 L300 stainless steel satin finish	38.25
35050W	Basic grab bar Ø32 L300 white epoxy	32.52
35081W	Replaced by 35082W	-
35082S	Basic grab bar 135° Ø32 400x400 3 fix points st steel satin	68.62
35082W	Basic grab bar 135° Ø32 400x400 3 fixing points white epoxy	66.34
35164S	Basic drop-down rail Ø32 L850 stainless steel satin finish	168.20
35440W	Basic T-shaped shower handrail Ø32 1150x500 white epoxy	130.48
35481W	Shower bar + upright Basic Ø32 white powder coated	205.81
355	Straight curtain rail polished st steel Ø16 - 1m cut-to-size	28.16
356	Straight curtain rail polished st steel Ø16 - 2m cut-to-size	46.91
3561	*Toilet seat protector dispenser pol st steel (sold-out)	163.80
3562	*250 x Toilet seat protectors (sold-out)	48.40
3565	Toilet roll holder white epoxy 304 stainless steel	28.01
3569	Wall mounted soap basket angled model polished st steel	32.59

REF.	DESCRIPTION	£ **
358	ECO telescopic curtain rail Ø20 - 0.76-1.26m polished alu	14.73
359	Extending curtain rail Ø20 polished stainless steel	54.65
360	*Angled curtain rail Ø16 0.7x0.7m pol stst (whl stk then 361)	49.10
361	Angled curtain rail Ø16 - 0.8x0.8m polished stainless steel	47.64
362	Adj angled curtain rail 0.7-0.9m polished stainless steel	79.76
366015.2P	2 x DELABIE water free "LONG LIFE" valve head 1/2"	27.12
371100	100 tokens Ø24 5-10 min delay	195.60
374001	Hypereco liquid soap dispenser 0.9L white ABS	56.93
378015	BINOPTIC basin tap M3/8" mains 230/12V + trans	326.85
37801515	BINOPTIC basin tap Ø15 for comp. fitting 230/12V + trans	347.31
378015LD	BINOPTIC basin tap M3/8" mains 230/12V 1.5 lpm	330.03
378MCH	BINOPTIC MIX basin mixer M3/8" mains 230/12V + trans	427.99
378MCH15	BINOPTIC MIX basin mixer Ø15 for CF mains 230/12V + trans	461.10
378MCHLD	BINOPTIC MIX basin mix M3/8" mains 230/12V 1.5 lpm	431.16
379	Non slip shower mat white rubber	22.87
379D13	BINOPTIC c-wall 190 basin tap M3/8" spout L135 mains + trans	335.48
379D1315	BINOPTIC c-w 190 basin tap Ø15 for CF spout L135 mains +trans	355.94
379DER	BINOPTIC c-wall 190 basin tap M3/8" spout L205 mains + trans	335.48
379DER15	BINOPTIC c-w 190 basin tap Ø15 for CF spout L205 mains +trans	355.35
379ECM	BINOPTIC MIX recessed/plate basin mix M3/8" mains + trans	682.31
379ECML	BINOPTIC MIX rec basin mix M3/8" mains + trans, long lever	724.85
379ENC	BINOPTIC rec basin tap M3/8" spout L200 mains + trans	344.13
379ENC15	BINOPTIC rec basin tap Ø15 for CF spout L200 mains + trans	364.59
379ENCLD	BINOPTIC recessed basin tap M3/8" spout L200 mains 1.5lpm	347.31
379MCH	BINOPTIC MIX c-wall 110 basin mix M3/8" mains 230/12V +trans	442.78
379MCH15	BINOPTIC MIX c-wall 110 basin mix Ø15 for CF mains + trans	475.90
381	Shower curtain 0.9x1.8m white PVC	11.13
382	Shower curtain 1.2x1.8m white PVC	12.09
387	Shower curtain 1.8x1.8m white PVC	14.99
38801515	BINOPTIC basin tap Ø15 for CF H.170mm 230/12V mains supply	369.45
388MCHLH15	BINOPTIC MIX basin Ø15 for CF H.170mm mixer 230/12V mains	483.04
390	6 x Shower curtain rings chrome plated brass	20.71
390BIS	6 x Shower curtain rings plastic	7.44
393	*Removable slatted shw seat -large model (whl stk then 510300)	382.79
395	*Removable slatted shower seat (whl stk then 510300)	362.12
39801515	BINOPTIC basin Ø15 for CF H.250mm tap 230/12V mains supply	403.87
398MCHLH15	BINOPTIC MIX basin Ø15 for CF H.250mm mixer 230/12V mains	517.46
4042P	Robe hooks x 2 hooks polished stainless steel	25.27
4042S	Robe hooks x 2 hooks polished satin stainless steel	25.27
4042W	Robe hooks x 2 hooks white epoxy stainless steel	23.36
4043EW	Coat hook Ø62 x 65 white epoxy stainless steel	13.36
4043N	Coat hook Ø62x65 Nylon	8.37
4043P	Coat hook Ø62x65 polished stainless steel	14.82
4043S	Coat hook Ø62x65 stainless steel satin finish	14.82
4047EW	Coat hook Ø62x100 white epoxy stainless steel	15.01
4047P	Coat hook Ø62x100 polished stainless steel	15.40
4048C	WC brush set wall mtd without lid metallised anth. st steel	57.20
4048EW	WC brush set wall mounted without lid white epoxy st steel	57.20
4048MW	WC brush set wall mtd without lid matte white pwd-ctd st steel	57.20
4048P	WC brush set wall mounted without lid polished st steel	57.20
4048S	WC brush set wall mounted without lid stainless steel satin	57.20
4049EW	WC brush set floor standing without lid white epoxy st steel	50.72
4049P	WC brush set floor standing without lid polished st steel	50.72
4049S	WC brush set floor standing without lid st steel satin	50.72
4050EW	WC brush set floor standing with lid white epoxy st steel	78.78
4050P	WC brush set floor standing with lid polished st steel	78.78
4050S	WC brush set floor standing with lid st steel satin finish	78.78
4051C	WC brush set wall mounted with lid metallised anth. st steel	85.27
4051EW	WC brush set wall mounted with lid white epoxy st steel	85.27
4051MW	WC brush set wall mtd with lid matte white pwd-ctd st steel	85.27
4051N	WC brush wall mounted with ergonomic handle white Nylon	66.09
4051P	WC brush set wall mounted with lid polished stainless steel	85.27

References prefixed by * are available while stocks last. References are listed in ascending alphanumerical order.

** Price excludes VAT.

REF.	DESCRIPTION	£ **	REF.	DESCRIPTION	£ **
4051S	WC brush set wall mounted with lid stainless steel satin	85.27	433402	Pre-rinse set, short column F3/4" with telescopic spout	230.87
406000	Transformer 230/12V without box, suitable for DIN rail	82.65	433420	White pre-rinse set no valve, short column F3/4"	383.86
406220	Transformer 230/12V with waterproof box grey PVC	287.13	433422	White pre-rinse set, no valve, telescopic spout and short column	465.31
4070N	Spare toilet roll holder white Nylon	31.72	433500	Pre-rinse set, short col F3/4" with swivelling tubular spout	258.94
4070P	Spare toilet roll holder polished stainless steel	39.18	433520	Pre-rinse short column F3/4" no bib tap	101.33
4070S	Spare toilet roll holder polished satin stainless steel	39.18	433620	Black pre-rinse set no valve, short column F3/4"	401.77
4081EW	U-shaped toilet roll holder white epoxy stainless steel	28.21	433622	Black pre-rinse set, no valve, tubular spout + short column	484.55
4081N	U-shaped toilet roll holder white Nylon	17.84	433720	Black pre-rinse set no valve, long column F3/4"	422.12
4081P	U-shaped toilet roll holder polished stainless steel	29.03	433722	Black pre-rinse set no valve, tubular spout + long column	500.36
4081S	U-shaped toilet roll holder stainless steel satin finish	29.03	4337B	DOC M curtain rail 1200x1200 + arm blue epoxy stainless steel	182.16
4110P	Shower head holder chrome plated metal for bar Ø25 & Ø32	43.92	4337W	DOC M curtain rail 1200x1200 + arm white epoxy st steel	182.16
4201EW	Replaced by 510201N	-	433800	Pre-rinse set, long col F3/4" with swivelling tubular spout	294.35
4201P	Replaced by 510202P	-	433802	Pre-rinse long column 3/4" + spout	260.40
4201S	Replaced by 510202S	-	433820	Pre-rinse long column F3/4" no bib tap	134.34
423	*Lift-up shower seat with slats (while stock then 510420)	180.67	434000	HOSPITAL trigger hand spray for bed pans	92.94
428012	Elect control unit 12V for TEMPOMATIC urinal no transformer	364.26	434028	Wall support for HOSPITAL + HYGIENE hand spray	7.87
428112	Elect control unit 12V for c-wall TEMPOMATIC urinal no trans	277.17	434065	HYGIÉNA trigger hand spray w. flow straightener for bed pans	100.72
428150	TEMPOMATIC c-wall 155mm urinal valve M1/2" mains 12V	351.16	434080	Flexible white PVC hose FF1/2" L0.80m	18.62
428156	TEMPOMATIC urinal valve M1/2" cross wall 155mm battery-op	351.16	434125	Flexible white PVC hose FF1/2" L1.25m	20.59
428200	TEMPOMATIC c-wall 225mm urinal valve M1/2" mains 12V	357.55	434182	Inverted trigger hand spray with push button for bed pans	64.63
428206	TEMPOMATIC urinal valve M1/2" cross wall 225mm battery-op	357.55	435	Toilet booster seat with lid white plastic	93.39
428221	*TEMPOMATIC rec elec urinal kit 2/2(while stock then 430010)	387.77	435576	Flexible hose L. 15m with guide rollers	298.32
428BOX	*TEMPOMATIC rec elec urinal kit 1/2(while stk then 430SBOX)	130.25	4359	Straight curtain rail polished st steel Ø20 - 2m cut-to-size	63.90
429101	Solenoid valve M3/4" 12V + filter for TEMPOMATIC urinal	60.16	437	*Lift-up shw seat with slats large model (whl stk then 510420)	187.31
430000	TEMPOMATIC 4 recessed urinal st steel satin 230/6V kit 2/2	354.96	4373	Ceiling support L1000 for rail Ø20 polished stainless steel	55.08
430006	TEMPOMATIC 4 recessed urinal st steel satin 6V batt kit 2/2	332.13	438	*Lift-up sh seat w/ slats w/ leg - large (whl stk then 510430)	263.12
430010	TEMPOMATIC 4 recessed urinal pol st steel 230/6V kit 2/2	354.96	44000015	TEMPOMATIC 4 basin tap M1/2" rec mains supply Ø15 + stopcock	356.38
430016	TEMPOMATIC 4 recessed urinal pol st steel 6V battery kit 2/2	332.13	44000115	TEMPOMATIC 4 basin tap M1/2" rec UK mains plug Ø15 stopcock	333.03
430020	TEMPOMATIC 4 recessed urinal white st steel 230/6V kit 2/2	354.96	44000615	TEMPOMATIC 4 basin tap M1/2" 6V batteries 15mm + stopcock	314.15
430026	TEMPOMATIC 4 recessed urinal white st steel 6V batt kit 2/2	332.13	44115715	TEMPOMATIC Ø15 for CF c-w 155 basin tap 230/12V spout L170	421.62
430030	TEMPOMATIC 4 recessed urinal black glass 230/6V kit2/2	499.61	441452B	*Blue disc for multi unit c-wall control Ø26-54(while stock)	1.93
430036	TEMPOMATIC 4 recessed urinal black glass 6V battery kit2/2	449.52	441452CEB	Discontinued	-
430646	Solenoid valve 6V for TEMPOMATIC 4 recessed urinal	71.53	441452DET	Discontinued	-
430845	1/2" union for TEMPOMATIC 4 rec and urinal valve with flexi	15.63	441452R	*Red disc for multi unit c-wall control Ø26-54 (while stock)	2.07
430CLE	Fork wrench for recessing box	24.62	441452TCP	*Cross wall push button control for multi unit (while stock)	163.99
430PBOX	TEMPOMATIC 4 recessed elect urinal F1/2" 6V batteries kit 1/2	107.58	441453	*TEMPOMATIC multi unit 8 way 230/12V (while stock lasts)	591.86
430PBP	White cover plate battery-op for TEMPOMATIC 4 rec urinal	206.53	441453DET	Discontinued	-
430PBS	White cover plate mains for TEMPOMATIC 4 recessed urinal	229.47	441453TCP	Discontinued	-
430PIPP	Pol SS cover plate battery-op for TEMPOMATIC 4 rec urinal	206.53	44200615	TEMPOMATIC 3 basin tap M1/2" 6V batteries 15mm + stopcock	400.92
430PIPS	Pol st steel cover plate mains for TEMPOMATIC 4 rec urinal	229.47	443006	TEMPOMATIC 3 wall mounted basin tap M1/2" 6V batteries L190	431.04
430PISP	SS satin cover plate battery-op for TEMPOMATIC 4 rec urinal	206.53	443016	TEMPOMATIC 3 basin tap M1/2" 6V batt L190 for panels 1-4mm	462.44
430PISS	St steel satin cover plate mains for TEMPOMATIC 4 rec urinal	229.47	443400	TEMPOMATIC 4 basin M1/2" wall-m tap 230/6V rec. mains L.130	380.56
430PVP	Black glass cover plate batt-op for TEMPOMATIC 4 rec urinal	339.58	443406	TEMPOMATIC 4 wall mounted basin tap M1/2" 6V batteries L.125	306.94
430PVS	Black glass cover plate mains for TEMPOMATIC 4 rec urinal	412.97	443406LD	TEMPOMATIC 4 wall-mtd tap M1/2" 6V batteries L.125 1.5lpm	339.37
430SBOX	TEMPOMATIC 4 recessed electronic urinal F1/2" 230/6V kit 1/2	126.20	443410	TEMPOMATIC 4 basin M1/2" tap CW 230/6V rec. mains L.130	380.56
431	Replaced by 510430	-	443416	TEMPOMATIC 4 basin M1/2" cross wall tap 6V L.130	306.94
433000	White trigger hand spray H. 168mm, adjustable spray	100.72	443426	TEMPOMATIC 4 basin tap M1/2" 6V batteries L125 panels 1-24mm	311.06
433003	White scale resistant trigger hand spray H. 208, adj spray	136.56	443500	TEMPOMATIC 4 basin M1/2" wall-m tap 230/6V rec. mains L.190	417.50
433009	Black scale resistant trigger hand spray H. 208, adj spray	136.56	443500LD	TEMPOMATIC 4 wall-mtd basin tap M1/2" 230/6V L.190 1.5lpm	420.58
433010	Black trigger hand spray H. 168mm, adjustable spray	100.72	443506	TEMPOMATIC 4 wall mounted basin tap M1/2" 6V batteries L190	341.96
433011	Shock-resistant trigger-op hand spray with adjustable spray	151.40	443506LD	TEMPOMATIC 4 wall-mtd tap M1/2" 6V batteries L190 1.5lpm	377.00
433020	White pre-rinse set no valve, long column F3/4"	401.39	443510	TEMPOMATIC 4 basin M1/2" tap CW 230/6V rec. mains L.190	417.50
433038	Stainless steel spring guide for pre-rinse set	98.79	443516	TEMPOMATIC 4 basin M1/2" cross wall tap 6V L.190	341.96
433050	Wall-mounted bracket	47.70	443526	TEMPOMATIC 4 tap M1/2" 6V batteries L190 for panels 1-24mm	345.05
433095	White food grade hose FF1/2" L0.95m	57.88	44400015	TEMPOMATIC 2 basin tap Ø15 for CF mains 230/12V + transfo	363.63
433095CH	Black food grade hose FF1/2" L0.95m	57.88	44400615	TEMPOMATIC 2 basin tap Ø15 compression fitting 6V battery	421.09
433120	White food grade hose FF1/2" L1.20m	63.98	44525315	TEMPOMATIC PRO basin tap Ø15 for CF 230/12V with swivel spout	421.09
433120CH	Black food grade hose FF1/2" L1.20m	63.98	44525715	TEMPOMATIC PRO basin tap Ø15 for CF 6V batt. with swivel spout	455.50
433200	White food grade hose FF1/2" L2.00m	81.63	447	Non slip duck board semi-rigid white plastic	25.95
433220	White pre-rinse set, no valve, telescopic spout and long column	480.21	447100	TEMPOMATIC basin tap M1/2" 230/12V for panel 1-12mm no spout	390.46
433305	Nozzle repair kit for white hand spray	23.52	447500	TEMPOMATIC rec basin tap /st steel plate 230/12V spout L170	568.60
433315	Nozzle repair kit for black hand spray	23.52	448	Replaced by 4048P	-

References prefixed by * are available while stocks last. References are listed in ascending alphanumerical order.

** Price excludes VAT.

REF.	DESCRIPTION	£ **
448BIS	Discontinued	-
449	Round pedal bin 3L polished stainless steel	37.01
450120D	Discontinued	-
450P	Round pedal bin 5L polished stainless steel	46.18
452150	TEMPOMATIC cross wall 150mm shower valve M1/2" mains 230/12V	387.46
452159	TEMPOMATIC c.w. 150mm sh.valve M1/2" 230/12V +ROUND sh. head	471.42
452300	TEMPOMATIC aluminium shower panel 6V battery-op top inlet	649.81
452310	TEMPOMATIC aluminium shower panel 6V battery-op back inlet	649.81
452565	TEMPOMATIC recessed shower valve M1/2" mains 230/12V	387.46
452569	TEMPOMATIC recessed sh. valve M1/2" 230/12V + ROUND sh. head	471.42
453140	MINERALCAST wall mtd basin L1400 3 places Ø35 centre hole	1,601.69
454001A	MINERALCAST mounting bracket H700	197.80
454010	MINERALCAST mounting bracket H850	226.75
454120	MINERALCAST wall mtd basin L1200 2 places no tap hole	1,099.96
454122	MINERALCAST wall mtd basin L1200 2 places Ø35 centre hole	1,099.96
454180	MINERALCAST wall mtd basin L1800 3 places no tap hole	1,447.31
454182	MINERALCAST wall mtd basin L1800 3 places Ø35 centre hole	1,447.31
460	Wall mounted rectangular bin 13L polished stainless steel	116.09
461032	Cartridge and solenoid valve for dual control TEMPOMATIC WC	100.74
461034	Solenoid valve MM1" 12V for TEMPOMATIC WC 463326	330.40
461035	Solenoid valve MM1" 12V for TEMPOMATIC WC + urinal	98.52
462	Wall mounted rectangular bin with cover 13L pol st steel	151.25
463000	Electronic multi unit 230/12V for TEMPOMATIC WC + trans	277.01
463030	TEMPOMATIC WC cross wall 30mm valve 1" mains 230/12V	790.01
463150	TEMPOMATIC WC cross wall 160mm valve 1" mains 230/12V	790.01
463200	TEMPOMATIC WC cross wall 225mm valve 1" mains 230/12V	796.08
463326	TEMPOMATIC WC recessed valve 1" st steel plate mains 230/12V	1,026.27
463399	Detector for TEMPOMATIC WC with 4m cable	187.54
4635RH	Solenoid valve + stopcock F1" + vacuum breaker Ø32 for WC	244.85
464000	TEMPOMATIC WC dual control recessed st steel 230/6V kit 2/2	465.82
464006	TEMPOMATIC WC dual control recessed st steel 6V bat. kit 2/2	442.54
464PBOX	TEMPOMATIC WC 3/4" rec dual ctrl vlv 6V bat kit 1/2 (+464006)	139.76
464PISP	Satin SS plate - batteries for TEMPOMATIC WC rec dual control	322.48
464PISS	Satin SS plate - mains supply for TEMPOMATIC WC rec dual ctrl	382.32
464SBOX	TEMPOMATIC WC 3/4" dual control rec 230/6V kit 1/2 (+464000)	139.76
465	Slimline wall mounted rectangular bin 4.5L polished st steel	124.28
465S	Slimline wall mounted rectangular bin 4.5L satin st. steel	124.28
477000	TEMPOMATIC exposed urinal M1/2" inline inlet mains 230/12V	549.96
478000	*TEMPOMATIC exp urinl M1/2" ang 230/12V(whl stk then 479406)	549.96
47801515	BINOPTIC basin tap Ø15 for compression fitting 6V battery	421.09
478MCH15	BINOPTIC MIX basin mixer Ø15 compression fittings 6V battery	548.43
479006	TEMPOMATIC 3 wall mtd urinal valve inline M1/2" 6V battery	506.28
479007	TEMPOMATIC 3 wall mtd urinal vlv angled M1/2" 6V + tube Ø35	533.66
479008	TEMPOMATIC 3 urinal valve angled M1/2" 6V battery	506.28
479406	*TEMPOMATIC 4 urinal M1/2" inline (while stock then 479410)	350.54
479407	*TEMPOMATIC 4 urinal ang M1/2" + tube (while stk then 479412)	338.01
479408	*TEMPOMATIC 4 angled urinal M1/2" (while stock then 479411)	312.95
479410	TEMPOMATIC 4 urinal M1/2" inline 6V battery offset 35mm	304.06
479411	TEMPOMATIC 4 urinal M1/2" angled 6V battery offset 35mm	292.58
479412	TEMPOMATIC 4 urinal kit angled 6V batt offset 50 + neck tube	318.96
479413	TEMPOMATIC 4 urinal kit M1/2" angled 6V batt for FINO	330.44
479414	TEMPOMATIC 4 urinal kit M1/2" angled 6V batt for DELTA	328.14
479415	TEMPOMATIC 4 urinal kit M1/2" angled 6V batt for DELTACERAM	316.68
479416	TEMPOMATIC 4 urinal kit M1/2" angled 6V battery offset 30mm	317.82
479436	Electronic control unit 6V battery-op for TEMPOMATIC 4 urinal	150.24
479446	Electronic control unit 6V battery-op for TEMPOMATIC 3 urinal	197.03
479452	Solenoid valve 6V with SECURITHERM shower housing support	100.74
479648	Replaced by 479748	-
479649	Replaced by 479749	-
479650	Solenoid valve 6V with flow rate adjustor for TEMPOMATIC 4	100.74
479661	6V solenoid valve not threaded for SPORTING panel	100.74
479748	Solenoid valve D2 6V for TEMPOMATIC basins, urinals, showers	100.74

REF.	DESCRIPTION	£ **
479749	Solenoid valve D2 6V for TEMPOMATIC 3	100.74
487449	Electronic control unit 12V for TEMPOMATIC urinals & showers	277.17
487499	Detector for TEMPOMATIC multi urinals	184.71
487620	TEMPOMATIC recessed multi urinals M3/4" 230/12V +transformer	715.08
48801515	BINOPTIC basin Ø15 for CF tap H.170mm 6V battery operated	444.02
488MCHLH15	BINOPTIC MIX Ø15 for CF mixer H.170mm 6V battery operated	571.39
49000015	TEMPOMATIC MIX 4 basin M1/2" rec mains supply Ø15 stopcocks	389.34
49000115	TEMPOMATIC MIX 4 basin M1/2" rec UK mains plug Ø15 stopcocks	366.94
49000615	TEMPOMATIC MIX 4 basin mix M1/2" batteries 15mm + stopcocks	348.14
490220	Replaced by 490240	-
490230EXT	Electrical extension for TEMPOMATIC 4 basin	19.15
490240	Recessed 6V supply for TEMPOMATIC 4 basin from Feb 2016	87.63
490241UK	6V british electrical plug for TEMPOMATIC 4 basin	60.16
490440	Replaced by 490450	-
490446	Electronic control unit 6V battery operated for TEMPOMATIC 4	177.81
490450	Electronic unit for TEMPOMATIC 4 mains supply from Feb 2016	177.77
49200615	TEMPOMATIC MIX 3 basin mix M1/2" 6V batteries Ø15 +stopcocks	436.15
492446	Electronic control unit for TEMPOMATIC 3 integ 6V battery	177.81
492646	Replaced by 479749	-
492647	Solenoid valve M for TEMPOMATIC 3 urinal	154.29
493400	TEMPOMATIC MIX 4 basin M1/2" wall-m mix 230/6V rec mains L.160	495.45
493406	TEMPOMATIC MIX 4 basin M1/2" wall-m mixer 6V batteries L.160	451.19
493410	TEMPOMATIC MIX 4 basin F3/8" mixer CW 230/6V rec mains L.130	417.10
493416	TEMPOMATIC MIX 4 basin F3/8" mix c-wall 6V batteries L.130	372.83
493500	TEMPOMATIC MIX 4 basin M1/2" wall-m mix 230/6V rec mains L.220	532.39
493506	TEMPOMATIC MIX 4 basin M1/2" wall-m mixer 6V batteries L.220	488.13
493506LD	TEMPOMATIC MIX 4 basin mix M1/2" wall-mtd 6V bat L220 1.5lpm	491.20
493510	TEMPOMATIC MIX 4 basin F3/8" mixer CW 230/6V rec mains L.190	454.04
493516	TEMPOMATIC MIX 4 basin F3/8" mix c-wall 6V batteries L.190	409.77
49400015	TEMPOMATIC MIX 2 basin mix Ø15 for CF mains 230/12V + trans	461.10
49400615	TEMPOMATIC MIX 2 basin mixer Ø15 comp. fitt. 6V battery	548.43
495009	TEMPOMATIC detector with cable L0.10m	70.92
495070	TEMPOMATIC detector with cable L0.7m	79.55
495149	TEMPOMATIC detector with cable L1.50m	87.73
49525315	TEMPOMATIC MIX PRO basin mix Ø15 for CF 230/12V swivel spout	491.08
49525715	TEMPOMATIC MIX PRO basin mix Ø15 for CF 6V batt. swivel spout	582.87
495444BC	Standard electronic control unit 230/12V with duty flush	185.00
495445BC	Multifunction elect control unit 230/12V for TEMPOMATIC	273.08
495446BC	Electronic control unit 6V battery operated for TEMPOMATIC	318.63
495499	TEMPOMATIC detector with cable L5m	133.24
495606	Solenoid vlv M3/8" 6V + filter for TEMPOMATIC, BINOPTIC basin	100.74
495612	Solenoid valve M3/8" 12V with filter for TEMPOMATIC basin	44.44
495615	Solenoid valve M1/2" 6V +filter for TEMPOMATIC shower+urinal	100.74
495626	Solenoid vlv M1/2" 12V + filter for TEMPOMATIC basin/urinal	45.10
495626CEB	Solenoid valve 1/2" + cable L.4m for multifunction unit	62.44
495646	*Solenoid vlv M1/2" 6V for TEMPOMATIC & BINOPTIC (while stk)	164.91
49801515	BINOPTIC basin Ø15 for CF tap H.250mm 6V battery operated	478.46
498MCHLH15	BINOPTIC MIX Ø15 for CF mixer H.250mm 6V battery operated	605.80
500225	Discontinued	-
500325	Discontinued	-
500326	Discontinued	-
500920	ECONOMIX TMV's repair kit	159.31
500980	Repair kit - HYDROMIX and HYDROMIX combi's	82.81
50504E2W	Replaced by 50504N	-
50504N	Grab bar Ø32 L400 white Nylon	60.94
50504P2	Grab bar Ø32 L400 polished stainless steel	62.69
50504S	Grab bar Ø32 L400 Stainless steel satin finish	62.69
50505E2W	Replaced by 50505N	-
50505N	Grab bar Ø32 L500 white Nylon	67.01
50505P2	Grab bar Ø32 L500 polished stainless steel	67.58
50505S	Grab bar Ø32 L500 stainless steel satin finish	67.58
50506E2W	Replaced by 50506N	-

References prefixed by * are available while stocks last. References are listed in ascending alphanumerical order.

** Price excludes VAT.

REF.	DESCRIPTION	£ **	REF.	DESCRIPTION	£ **
50506MN	DOC M Grab bar Ø32 L600 white Nylon	83.40	510083S	Single toilet roll holder polished satin stainless steel	23.58
50506N	Grab bar Ø32 L600 white Nylon	72.46	510083W	Single toilet roll holder epoxy coated stainless steel	23.58
50506P2	Grab bar Ø32 L600 polished stainless steel	72.48	5100DP2	Right-angled bar (right) Ø32 polished stainless steel	284.04
50506S	Grab bar Ø32 L600 stainless steel satin finish	72.48	5100DS	Right-angled bar (right) Ø32 stainless steel satin	284.04
50509E2W	Replaced by 50509N	-	5100GP2	Right-angled bar (left) Ø32 polished stainless steel	284.04
50509N	Grab bar Ø32 L900 white Nylon	91.41	5100GS	Right-angled bar (left) Ø32 stainless steel satin finish	284.04
50509P2	Grab bar Ø32 L900 polished stainless steel	87.17	5100N	Right-angled bar Ø32 white Nylon	258.93
50509S	Grab bar Ø32 L900 Stainless steel satin finish	87.17	510104S	Anti-lig coat hook Ø90 304 st steel satin (ex-0011040000)	108.76
5050E2W	Replaced by 5050N	-	510110	Shower head holder white Nylon for bar Ø32	27.55
5050MN	DOC M Grab bar Ø32 L300 white Nylon	61.10	510110NG	Shower head holder grey Nylon for bar Ø32	16.31
5050N	Grab bar Ø32 L300 white Nylon	57.22	510120	Clip-on sliding shower soap dish clear for bar Ø25&32	20.35
5050P2	Grab bar Ø32 L300 polished stainless steel	57.79	510120N	Clip-on sliding shower soap dish white Nylon for bar Ø25&32	20.35
5050S	Grab bar Ø32 L300 stainless steel satin finish	57.79	510150	Chrome-plated cover plate (bars 510160-510164-510162-510170)	50.59
5055P2	Grab bar Ø25 L300 polished stainless steel	55.90	510150N	Cover plate white Nylon (for bars 5160N-5164N-5162N-5170N)	35.08
5056P2	Grab bar Ø25 L400 polished stainless steel	59.48	510151S	Female wall sticker 304 st steel satin (ex-0011410000)	21.90
5057P2	Grab bar Ø25 L500 polished stainless steel	64.29	510152S	Male wall sticker 304 stainless steel satin (ex-0011400000)	21.90
5058P2	Grab bar Ø25 L600 polished stainless steel	71.34	510153S	Disabled wall sticker 304 st steel satin (ex-0011370000)	21.90
5059P2	Grab bar Ø25 L900 polished stainless steel	78.25	510154S	WC wall sticker 304 stainless steel satin (ex-0011420000)	21.90
5060DP2	*Floor-wall support rail (right) Ø32 bright ss (out of stock)	248.60	510155S	Mixed disabled sticker 304 st steel satin (ex-0011380000)	23.17
5060GP2	Discontinued	-	510156S	Wall sign, baby changing room, 304 satin stainless steel	21.90
5070DP2	L-shaped handrail (right) Ø32 H750 polished stainless steel	148.40	510158	White polyester weighted shower curtain 790 × 880mm + rings	36.85
5070DS	L-shaped handrail (right) Ø32 H750 stainless steel satin	148.40	510159N	Lift-up splash guard curtain rail L. 900mm white Nylon	206.36
5070GP2	L-shaped handrail (left) Ø32 H750 polished stainless steel	148.40	510159P	Lift-up splash guard curtain rail L. 900mm polished st steel	206.36
5070GS	L-shaped handrail (left) Ø32 H750 stainless steel satin	148.40	510159S	Lift-up splash guard curtain rail L. 900mm satin st steel	206.36
5070N	L-shaped handrail Ø32 H750 white Nylon	155.65	510160P	Drop-down support rail Ø32 L650 polished stainless steel	276.05
5071DP2	L-shaped handrail (right) Ø32 H1150 polished stainless steel	167.74	510160S	Drop-down support rail Ø32 L650 stainless steel satin finish	276.05
5071DS	L-shaped handrail (right) Ø32 H1150 stainless steel satin	167.74	510161P	Wall support rail Ø32 L650 polished stainless steel	249.74
5071GP2	L-shaped handrail (left) Ø32 H1150 polished stainless steel	167.74	510161S	Wall support rail Ø32 L650 stainless steel satin finish	249.74
5071GS	L-shaped handrail (left) Ø32 H1150 stainless steel satin	167.74	510162P	Drop-down rail with leg Ø32 L650 polished stainless steel	329.61
5071N	L-shaped handrail Ø32 H1245 white Nylon	189.89	510162S	Drop-down rail with leg Ø32 L650 stainless steel satin	329.61
508190	Discontinued	-	510164P	Drop-down support rail Ø32 L850 polished stainless steel	303.65
5081E2W	Replaced by 5082W	-	510164S	Drop-down support rail Ø32 L850 stainless steel satin finish	303.65
5081N	Grab rail 135° Ø32 400×400 3 fixing points white Nylon	109.13	510170P	Drop-down rail with leg Ø32 L850 polished stainless steel	355.47
5081P2	Grab rail 135° Ø32 400×400 2 fix. points polished st steel	83.43	510170S	Drop-down rail with leg Ø32 L850 stainless steel satin	355.47
5081S	Grab rail 135° Ø32 400×400 2 fixing points st steel satin	83.43	510201N	Adjustable mirror 600 × 500mm with white Nylon handle	226.38
5082P	Grab rail 135° Ø32 400×400 3 fix. points polished st steel	95.95	510202C	Adjustable mirror 600 × 500mm with anthracite handle	195.84
5082S	Grab rail 135° Ø32 400×400 3 fixing points st steel satin	95.95	510202N	Adjustable mirror 600 × 500mm with white handle	195.84
5082W	Grab rail 135° Ø32 400×400 3 fix. points wht epoxy st steel	116.47	510202P	Adjustable mirror 600 × 500mm with polished handle	195.84
5083N	Grab rail 135° Ø32 220×220 3 fix. points wht Nylon	96.08	510202S	Adjustable mirror 600 × 500mm with polished satin handle	195.84
5083P	Grab rail 135° Ø32 220×220 2 fix. points polished st steel	79.67	510300	Removable Comfort shower seat polished stainless steel	479.97
5083S	Grab rail 135° Ø32 220×220 2 fixing points st steel satin	79.67	510300N	Removable Comfort shower seat white epoxy stainless steel	479.97
5086E2W	Replaced by 5082W	-	510300S	Removable Comfort shower seat stainless steel satin finish	479.97
5086P2	Grab rail 135° Ø25 400×400 2 fix. points polished st steel	67.14	510400	ALU lift-up shower seat with leg	129.29
5087P	Grab rail 135° Ø25 400×400 3 fix. points polished st steel	77.06	510410	ALU lift-up shower seat with leg - large model	204.94
5087W	Replaced by 5082W	-	510418	ALU shower stool	115.68
5090N	Discontinued	-	510420	Lift-up Comfort shower seat polished stainless steel	321.28
510042N	Double hook white Nylon	6.57	510420N	Lift-up Comfort shower seat white epoxy stainless steel	321.28
510043N	Single hook white Nylon	6.02	510420S	Lift-up Comfort shower seat stainless steel satin finish	321.28
510050P	WC brush set floor standing lid + ergo handle pol st steel	96.88	510429	Comfort backrest for shower seat polished stainless steel	178.96
510050S	WC brush set floor standing lid + ergo handle st steel satin	96.88	510429N	Comfort backrest for shower seat white epoxy stainless steel	178.96
510050W	WC brush set floor standing lid + ergo handle wht ep st steel	96.88	510429S	Comfort backrest for shower seat st steel satin finish	178.96
510051C	WC brush set wall mtd lid + ergo handle anthracite st steel	105.67	510430	Lift-up Comfort shower seat + leg polished stainless steel	431.92
510051MW	WC brush set wall mtd lid + ergo handle matte white st steel	105.67	510430N	Lift-up Comfort shower seat with leg white epoxy	431.92
510051P	WC brush set wall mounted lid + ergo handle polished st steel	105.67	510430S	Lift-up Comfort shower seat with leg st steel satin finish	431.92
510051S	WC brush set wall mtd lid + ergonomic handle st steel satin	105.67	510434	Lift-up Comfort shower seat + backrest polished st steel	499.04
510051W	WC brush set wall mtd lid + ergo handle white epoxy st steel	105.67	510434N	Lift-up Comfort shower seat + backrest white epoxy	499.04
510081	Toilet roll holder for bars Ø32-34 grey Nylon	28.62	510434S	Lift-up Comfort shower seat + backrest st steel satin finish	499.04
510081N	Toilet roll holder for bars Ø32-34 white Nylon	28.62	510436	Lift-up Comfort shower seat + backrest + leg stainless steel	609.69
510082P	Double toilet roll holder bright polished stainless steel	30.42	510436N	Lift-up Comfort shower seat with backrest + leg white epoxy	609.69
510082S	Double toilet roll holder polished satin stainless steel	30.42	510436S	Lift-up Comfort shower seat + backrest + leg st steel satin	609.69
510082W	Double toilet roll holder epoxy coated stainless steel	30.42	510461P	Wall mtd rect bin 25L polished 304 st steel (ex-0010350100)	115.15
510083P	Single toilet roll holder bright polished stainless steel	23.58	510461S	Wall mtd rect bin 25L 304 st steel satin (ex-0010350000)	115.15

References prefixed by * are available while stocks last. References are listed in ascending alphanumerical order.

** Price excludes VAT.

REF.	DESCRIPTION	£ **	REF.	DESCRIPTION	£ **
510463P	Wall mtd rect bin 38L polished 304 st steel (ex-0010890100)	164.96	511516B	Drop-down support rail Ø32 L760 blue epoxy	128.86
510463S	Wall mtd rect bin 38L 304 st steel satin (ex-0010890000)	164.96	511516W	Basic drop-down rail Ø32 L760 white epoxy	128.86
510567	Toilet roll holder 304 stainless steel satin finish	27.07	511517W	Drop down rail with leg Basic Ø32 L.760 white powder coated	210.83
510580	Liquid soap dispenser 1L polished 304 stainless steel	96.02	511628B	Backrest 320×250 blue epoxy aluminium	64.80
510581	Liquid soap dispenser 1L white powder-coated 304 st. steel	84.93	511628W	Backrest 320×250 white epoxy aluminium	64.80
510582	Liquid soap dispenser 1L 304 stainless steel satin finish	89.91	511629B	Backrest 320×125 blue epoxy aluminium	51.70
510583	Liquid soap dispenser 0.5L polished 304 stainless steel	90.27	511629W	Backrest 320×125 white epoxy aluminium	51.70
510584	Liquid soap dispenser 0.5L white powder-coated 304 st. steel	79.83	511903C	Be-Line grab bar Ø35 L.300 anthracite aluminium	61.63
510586	Liquid soap dispenser 0.5L 304 stainless steel satin finish	84.52	511903W	Be-Line grab bar Ø35 L.300 white aluminium	61.63
510587	*Electronic liquid soap dispenser (while stock then 5 12066P)	128.38	511904C	Be-Line grab bar Ø35 L.400 anthracite aluminium	67.80
51058M	Pump for soap dispenser 5 10580	39.23	511904W	Be-Line grab bar Ø35 L.400 white aluminium	67.80
510601P	Folded paper towel dispenser polished stainless steel	113.26	511905C	Be-Line grab bar Ø35 L.500 anthracite aluminium	73.96
510601S	Folded paper towel dispenser stainless steel satin finish	113.26	511905W	Be-Line grab bar Ø35 L.500 white aluminium	73.96
510601W	Folded paper towel dispenser white epoxy	101.88	511906C	Be-Line grab bar Ø35 L.600 anthracite aluminium	80.12
510602P	(ex-0011120100) Replaced by 5 10601P	-	511906W	Be-Line grab bar Ø35 L.600 white aluminium	80.12
510602S	(ex-0011120000) Replaced by 5 10601S	-	511909C	Be-Line grab bar Ø35 L.900 anthracite aluminium	98.60
510603S	*Paper towel dispenser st st satin (while stk then 5 10601S)	97.54	511909W	Be-Line grab bar Ø35 L.900 white aluminium	98.60
510621	SPEEDJET automatic hand dryer with pulsed air grey metal	1,181.41	511911C	Be-Line sliding shower head holder anthracite	31.20
510622	HIGHFLOW automatic air pulse hand dryer bright st st	395.56	511911W	Be-Line sliding shower head holder white	31.20
510622S	HIGHFLOW automatic air pulse hand dryer satin finish st. st.	395.56	511912W	Be-Line white sliding soap dish for Be-Line bars	18.16
510622W	HIGHFLOW automatic air pulse hand dryer white st. st. finish	395.56	511920C	Be-Line removable lift-up shower seat anthracite alu no leg	280.80
510623C	SPEEDJET 2 automatic hand dryer with pulsed air, anthracite	1,151.52	511920W	Be-Line removable lift-up shower seat white aluminium no leg	280.80
510623W	SPEEDJET 2 automatic hand dryer with pulsed air, white	1,099.33	511921FW	Be-line shelf with fixing plate for refs 5 11920 /5 11930	31.79
510627P	Wall mounted soap dish 304 stainless steel, polished	33.96	511921W	Be-line shelf without fixing plate for refs 5 11920 /5 11930	22.19
510627S	Wall mounted soap dish 304 stainless steel satin finish	33.96	511922C	Shelf for grab bar metallised anthracite	21.85
510629	Comfort backrest for WC polished stainless steel structure	148.47	511922P	Shelf for chrome-plated grab bar	31.34
510629N	Nylon Comfort backrest for WC	163.77	511922W	Shelf for grab bar matte white	21.85
510629S	Comfort backrest for WC stainless steel satin finish	148.47	511928C	Be-Line DOC M WC backrest anthracite aluminium	156.71
510711S	Soap dispenser 1L rec 304 st steel satin (ex-0013200000)	189.52	511928W	Be-Line DOC M WC backrest white aluminium	156.71
510712S	Paper towel dispenser rec 304 st steel satin (ex-0013120000)	230.30	511930C	Be-Line removable lift-up sh. seat + metallic anthracite leg	235.93
510713S	Bin with push flap 18L rec 304 st st satin (ex-0013320000)	287.87	511930W	Be-Line removable lift-up shower seat with white leg	235.93
510714S	Paper towel disp + 10L bin rec combi unit (ex-0013680000)	371.04	511941C	Be-Line corner grab bar Ø35 695×695 anthracite aluminium	176.41
510715S	Paper towel disp + 30L bin rec combi unit (ex-2015101324)	579.09	511941W	Be-Line corner grab bar Ø35 695×695 white aluminium	176.41
510716S	Dryer, paper towel disp + bin rec combi unit (ex-0013690000)	1,023.55	511943C	Be-line coat hook metallised anthracite aluminium	16.65
510788P	Single towel rail Ø20 L600 polished stainless steel	33.41	511943W	Be-line coat hook matte white aluminium	16.65
510788S	Single towel rail Ø20 L600 stainless steel satin finish	33.41	511944C	Be-Line T-shaped grab bar Ø35 H.1130×500 anthracite alu	192.08
510788W	Single towel rail Ø20 L.600 white epoxy stainless steel	31.73	511944W	Be-Line T-shaped grab bar Ø35 H.1130×500 white aluminium	192.08
510790P	Double towel rail Ø20 L600 polished stainless steel	53.78	511946C	Be-Line bar + sliding holder Ø35 H.1050 anthracite alu	159.60
510790S	Double towel rail Ø20 L600 stainless steel satin finish	53.78	511946W	Be-Line straight bar + sliding holder Ø35 H.1050 white alu	159.60
510790W	Double towel rail Ø20 L.600 white epoxy stainless steel	51.07	511949C	Be-Line grab bar + shower head rail Ø35 anthracite aluminium	270.37
510804MB	DOC M WC basic pack aluminium blue	246.40	511949W	Be-Line grab bar + shower head rail Ø35 white aluminium	270.37
510804MW	DOC M WC basic pack aluminium white	246.40	511950C	Be-Line anthracite cover plate (bars 5 11960-5 11964)	36.04
510809MB	DOC M WC basic pack with backrest 320×125 aluminium blue	298.08	511950FC	Be-line anthracite cover plate (for bars 5 11960-5 11964)	70.04
510809MW	DOC M WC basic pack with backrest 320×125 aluminium white	298.08	511950FW	Be-line white cover plate (for bars 5 11960-5 11964)	70.04
510811MB	DOC M Basic Ambulant Disabled Pack aluminium blue	94.47	511950W	Be-Line white cover plate (bars 5 11960-5 11964)	36.04
510811MW	DOC M Basic Ambulant Disabled Pack aluminium white	94.47	511960C	Be-line drop down rail Ø42 L.650 anthracite aluminium	271.06
510819MB	DOC M WC basic pack with backrest 320×250 aluminium blue	313.07	511960W	Be-line drop down rail Ø42 L.650 white aluminium	271.06
510819MW	DOC M WC basic pack with backrest 320×250 aluminium white	313.07	511962C	Be-Line drop-down rail with leg Ø42 L.650 anthracite aluminium	323.22
510821MB	DOC M Shower pack with lift-up shower seat blue	618.48	511962W	Be-Line drop-down rail with leg Ø42 L.650 white aluminium	323.22
510821MW	DOC M Shower pack with lift-up shower seat white	618.48	511963C	Be-Line drop-down rail with leg Ø42 L.850 anthracite aluminium	341.83
510827MB	DOC M Shower pack with lift-up shower seat w. leg blue	680.83	511963W	Be-Line drop-down rail with leg Ø42 L.850 white aluminium	341.83
510827MW	DOC M Shower pack with lift-up shower seat w. leg white	680.83	511964C	Be-line drop down rail Ø42 L.850 anthracite aluminium	291.15
511330B	Grab bar Ø35 L300 blue epoxy aluminium	24.59	511964W	Be-line drop down rail Ø42 L.850 white aluminium	291.15
511330W	Grab bar Ø35 L300 white epoxy aluminium	24.59	511965C	Toilet roll holder for Be-Line bar anthracite	52.89
511345B	Grab bar Ø35 L450 blue epoxy aluminium	28.42	511965W	Toilet roll holder for Be-Line bar white	52.89
511345W	Grab bar Ø35 L450 white epoxy aluminium	28.42	511966C	Wall-mtd toilet roll holder for Be-Line bar metallised anthr	32.32
511360B	Grab bar Ø35 L600 blue epoxy aluminium	31.50	511966W	Wall-mtd toilet roll holder for Be-Line bar matte white	32.32
511360W	Grab bar Ø35 L600 white epoxy aluminium	31.50	511970C	Be-Line L-shaped grab bar Ø35 H.750 anthracite aluminium	168.06
511423B	Lift-up shower seat L650 blue epoxy	231.47	511970W	Be-Line L-shaped grab bar Ø35 H.750 white aluminium	168.06
511423W	Lift-up shower seat L650 white epoxy	231.47	511971C	Be-Line L-shaped grab bar Ø35 H.1130 anthracite aluminium	193.11
511431B	Lift-up shower seat with leg L650 blue epoxy	293.82	511971W	Be-Line L-shaped grab bar Ø35 H.1130 white aluminium	193.11
511431W	Lift-up shower seat with leg L650 white epoxy	293.82	511982C	Be-Line grab bar 135° Ø35 400×400 3 fix pts anthracite alu	115.04

References prefixed by * are available while stocks last. References are listed in ascending alphanumerical order.

** Price excludes VAT.

REF.	DESCRIPTION	£ **	REF.	DESCRIPTION	£ **
511982W	Be-Line grab bar 135° Ø35 400×400 3 fix pts white aluminium	115.04	547005DE	TEMPOFIX 3 frame elec WC kit 1/2 26-130mm Ø110 (+546412)	872.40
511983C	Be-Line grab bar 135° Ø35 220×220 3 fix pts anthracite alu	103.93	5481DP2	Grab bar and shower rail (right) Ø32 polished st steel	290.21
511983W	Be-Line grab bar 135° Ø35 220×220 3 fix pts white aluminium	103.93	5481DS	Grab bar and shower rail (right) Ø32 stainless steel satin	290.21
512051P	Wall-mtd elec. liquid soap or foam disp. 1L chrome-pltd st. st	242.71	5481GP2	Grab bar and shower rail (left) Ø32 polished stainless steel	290.21
512066P	Electronic liquid soap dispenser 1L bright pol 304 st steel	175.59	5481GS	Grab bar and shower rail (left) Ø32 stainless steel satin	290.21
512066S	Electronic liquid soap dispenser 1L pol satin 304 st steel	175.59	5481N	Shower grab bar and sliding white nylon vert. bar Ø32	336.33
512066W	Electronic liquid soap dispenser 1L white powder-ctd 304 st st	175.59	5481P	Grab bar and sliding vert. bar Ø32 bright stainless steel	328.78
5120P2	Corner grab bar 2 walls Ø32 750×750 polished stainless steel	180.38	5481S	Grab bar and sliding vert. bar Ø32 satin stainless steel	328.78
5120S	Corner grab bar 2 walls Ø32 750×750 stainless steel satin	180.38	5490N	Handrail & grab bar for shower seat Ø32 white Nylon	303.45
512111P	Elec. liquid soap or foam disp. CW. 304 chrome-plated st steel	264.31	550	ECO grab rail 135° Ø25 220×220 polished stainless steel	34.16
512151P	Wall-mtd elec liquid soap or foam disp L1.2m tube chrome-pltd	242.71	551	Wall shelf 120×450 polished stainless steel	40.76
5121N	Corner grab bar for shower seat Ø32 white Nylon	191.99	551311	Replaced by 790BOX + H9632	-
512551P	Wall-mtd elec liquid soap or foam disp. 0.5L chrome-plated	242.71	552	Wall shelf 120×450 white steel	34.12
515	Discontinued	-	553	Wall shelf 120×600 polished stainless steel	45.14
5160N	Drop-down support rail Ø32 L650 white Nylon	263.01	554	Wall shelf 120×600 white steel	36.76
5160P1	Drop-down support rail Ø33.7 L650 polished stainless steel	284.10	5603	Pillar mtd twin hole mixer 100lpm swivel spout Ø22 L300 H380mm	633.71
5161N	Wall support rail Ø32 L650 white Nylon	220.18	5610	Deck mtd single hole mixer 100lpm swivel spout Ø22 L300 H315	384.68
5162N	Drop-down rail with leg Ø32 L650 white Nylon	357.86	5612	Deck mtd single hole mixer 100lpm swivel spout Ø22 L300 H650	648.91
5162P1	Replaced by 510162P	-	5625	Black pre-rinse set with mixer + hand spray 433010, bib tap	729.53
5163P1	Hinged & drop-down support rail Ø33.7 L650 polished st steel	364.29	5626	Black pre-rinse with mixer + hand spray 433010, no bib tap	580.69
5164N	Drop-down support rail Ø32 L850 white Nylon	280.25	5630	Black pre-rinse with mixer + hand spray 433010, no bib tap	563.51
5164P1	Drop-down support rail Ø33.7 L850 polished stainless steel	290.22	5632	Black pre-rinse set with mixer + hand spray 433010, bib tap	705.82
5169P1	Column for wall or drop down rail H1000 st steel satin	345.25	5633	Blk pre-rinse w. twin hole mix c-c 150, spray 433010 bib tap	783.77
517000	Siphon F1 1/4" w. horizontal outlet Ø32 chrome plated brass	50.75	5633UK	Blk pre-rinse w. twin hole mix c-c 180, spray 433010 bib tap	791.68
5170N	Drop-down rail with leg Ø32 L850 white Nylon	375.70	5634	Black wall-mtd pre-rinse mixer + hand spray 433010, bib tap	677.06
5170P1	Replaced by 510170P	-	5636	Black wall-mtd pre-rinse mixer +hand spray 433010 no bib tap	508.54
5180P2	Grab rail 90° Ø32 300×300 polished stainless steel	104.98	564000DE	TEMPOFIX 3 fr sys WC TEMPOMATIC 230/6V Ø110 wall fix kit1/2	355.21
5180S	Grab rail 90° Ø32 300×300 stainless steel satin finish	104.98	564005DE	TEMPOFIX 3 fr sys WC TEMPOMATIC 230/6V Ø110 self-supp kit1/2	372.67
5181DP2	*Grab bar 45° (right) Ø32 bright (while stock then 5180P2)	156.57	564060DE	TEMPOFIX 3 fr sys WC time flow or bat Ø110 wall fix kit1/2	355.21
5181DS	*Grab bar 45° (right) Ø32 480×320 sat (while stock then 5180S)	156.57	564065DE	TEMPOFIX 3 fr sys WC time flow or bat Ø110 self-supp kit1/2	372.67
5181GP2	*Grab bar 45° (left) Ø32 bright (while stock then 5180P2)	156.57	5640T2	Single hole mixer 45lpm, swivel spout L200, bakelite control	249.05
5181GS	*Grab bar 45° (left) Ø32 480×320 satin (whl stock then 5180S)	156.57	5640T3	Single hole mixer 45lpm, swivel spout L300, bakelite control	262.15
530	ECO grab bar Ø25 L300 polished stainless steel	22.24	5641T2	Twin hole mixer c-c 150mm 60 lpm, tub swivel spout Ø22 L.200	334.93
531	ECO grab bar Ø25 L400 polished stainless steel	25.48	5641T2UK	Twin hole mixer c-c 180mm 60 lpm, tub swivel spout Ø22 L.200	344.22
532	ECO grab bar Ø25 L500 polished stainless steel	27.14	5641T3	Twin hole mixer c-c 150mm 60 lpm, tub swivel spout Ø22 L.300	346.09
536	ECO grab bar Ø25 L600 polished stainless steel	31.16	5641T3UK	Twin hole mixer c-c 180mm 60 lpm, tub swivel spout Ø22 L.300	355.67
538300	Replaced by 538400	-	5645T2	Wall mtd mixer 60lpm, swan neck swivel underspout Ø22 L200mm	255.72
538350	Replaced by 538450	-	5647T2	Wall mtd mixer 60lpm, swan neck swivel overspout Ø22 L200mm	267.47
538400	*TEMPOFIX 3 urnl frm Ø35 10-38mm(while stk then 543006+778700)	457.25	5647T3	Wall mtd mix 60lpm, swan neck swivel overspout Ø22 L300mm	273.47
538400D	*TEMPOFIX 3 urnl frm 1/2" 10-38(while stk then 543006D+778700)	457.25	5650T2	Deck mounted single hole mixer 60lpm, swivelling spout	324.62
538450	*TEMPOFIX 3 urnl frm Ø35 40-130(while stk then 543006+778700)	475.31	5650T3	Deck mounted single hole mixer 60lpm, swivelling spout	358.20
538450D	*TEMPOFIX 3 urnl frm 1/2 40-130(while stk then 543006D+778700)	475.31	566	Toilet roll holder polished 304 stainless steel	27.07
542910	Replaced by 543000 + 430000	-	566TER	Hypereco toilet roll holder polished stainless steel	17.11
543000	TEMPOFIX 3 frame elect mains 230/6V for urinals Ø35 kit 1/2	397.09	5675T2	St steel auto rewind hose reel L. 15m adj trigger hand spray	1,751.52
543000D	TEMPOFIX 3 frame elect mains 230/6V for urinals 1/2" kit 1/2	397.09	5676T2	Auto rewind hose reel L. 15m adjustable trigger hand spray	1,450.27
543006	TEMPOFIX 3 fr sys time flow or bat for urinals Ø35 kit 1/2	385.06	5679	Swivelling bracket for auto rewind hose reel	209.62
543006D	TEMPOFIX 3 fr sys time flow or bat for urinals 1/2" kit 1/2	385.06	5680	Pre-rinse w. twin hole mix c-c 150, spray 433010 no bib tap	661.47
543100	TEMPOFIX 3 frame elect mains 12V for urinals Ø35 kit 1/2	668.53	5680UK	Pre-rinse w. twin hole mix c-c 180, spray 433010 no bib tap	665.48
543130	TEMPOFIX 3 frame system for HYBRIMATIC urinal kit 1/2"	322.01	569	Wall mounted rectangular soap basket polished st steel	30.26
5440N	T-shaped shower handrail Ø32 1150×500 white Nylon	208.34	576212	Replaced by 578212	-
5440P2	T-shaped shower handrail Ø32 1150×500 polished st steel	194.52	576222	Replaced by 578222	-
5440S	T-shaped shower handrail Ø32 1150×500 stainless steel satin	194.52	577	4 × Concealed lugs for mirror, 2 with spring pol st steel	4.56
5441N	Sliding T-shaped grab bar Ø32 1150×500 white Nylon	225.90	578	Round mirror studded peg Ø20 chrome plated brass	5.63
5441P	Sliding T-shaped grab bar Ø32 1160×500 bright polished st.st.	220.40	578110	PEHD sleeve connector 100/110	24.56
5441S	Sliding T-shaped grab bar Ø32 1160×500 satin polished st.st.	220.40	578212	TEMPOFIX 3 WC frame 6L single flush kit 2/2	84.23
5445T2S	Twin hole wall mtd sink mixer swivel underspout L200	156.55	578222	TEMPOFIX 3 WC frame 3L/6L dual flush kit 2/2	92.66
5460N	Straight bar Ø32 +sliding block H1150 white Nylon	143.68	578230	TEMPOFIX 3 WC frame 70-130mm dual flush kit 2/2	155.18
5460P2	Straight bar Ø32 +sliding block H1150 polished st steel	154.90	578300DE	TEMPOFIX 3 WC frame 10-35 & 70-130mm Ø110 wall fix kit 1/2	414.17
5460S	Straight bar Ø32 +sliding block H1150 st steel satin finish	154.90	578305DE	TEMPOFIX 3 WC frame 10-35 & 70-130mm Ø110 free-stand kit 1/2	427.17
546400	Replaced by 547000DE + 546412	-	578400DE	TEMPOFIX 3 WC frame 30-60mm Ø110 wall fix kit 1/2	438.79
546412	TEMPOFIX 3 frame elec WC SS plate kit 2/2 (+547000DE/547005DE)	283.99	578405DE	TEMPOFIX 3 WC frame 30-60mm Ø110 free-standing kit 1/2	460.57
547000DE	TEMPOFIX 3 frame elec WC kit 1/2 26-130mm wall Ø110 (+546412)	856.77	578MUR	Wall reinforcements for TEMPOFIX 3 frame system	32.03

References prefixed by * are available while stocks last. References are listed in ascending alphanumerical order.

** Price excludes VAT.

REF.	DESCRIPTION	£ **
578PMR	TEMPOFIX 3 connection kit, L. 580mm for PMR WC bowl	15.87
580000	Urinal waste Ø63 1 1/4" vand-resist st steel grid ctrl screw	10.42
581000	On/Off washbasin waste 1 1/4" stainless steel valve	29.61
5825	Black pre-rinse set with mixer + hand spray 433009, bib tap	763.41
5826	Black pre-rinse with mixer + hand spray 433009, no bib tap	614.54
5830	Black pre-rinse with mixer + hand spray 433009, no bib tap	597.20
5832	Black pre-rinse set with mixer + hand spray 433009, bib tap	738.79
5833	Blk pre-rinse w. twin hole mix c-c 150, spray 433009 bib tap	817.14
5834	Blk wall-mtd pre-rinse set with mixer + spray 433009 bib tap	710.80
5836	Black wall-mtd pre-rinse mixer +hand spray 433009 no bib tap	542.90
5880	Pre-rinse w. twin hole mix c-c 150, spray 433009 no bib tap	695.13
596000	Deluxe chrome plated blanking cap Ø45	10.80
598000	Deluxe white blanking cap Ø45	11.86
600	2 x Chrome plated supports for shelf L120	13.53
600BIS	Replaced by 600	-
60212.10P	10 x Integrated flat filter 0.5 for nut 1/2"	16.30
60220.10P	*10 x Flat filters for nut F1/2" (while stk then 60212.10P)	16.24
60221.10P	*10 x mesh filter for nut F3/4" (while stock then 60234.10P)	18.05
60234.10P	10 x Integrated flat filter 0.5 for nut 3/4"	18.64
60300.10P	10 x Flat filter in stainless steel 0.3 for nut 3/8"	20.10
60438.10P	10 x Integrated conical filter 0.5 for nut 3/8"	16.30
610	Hypereco robe hook x 1 hook polished 304 stainless steel	8.60
611	HYGIENA waste 1 1/4" concave grid, adaptable slotted lantern	25.27
6110	HYGIENA waste with concave grid for basins, stainless steel	20.63
612	Hypereco robe hook x 2 hooks polished 304 stainless steel	14.09
613	Hypereco robe hook x 3 hooks polished 304 stainless steel	19.22
620	Washbasin pop up waste 1 1/4" chrome plated brass	28.90
620003	Discontinued	-
64000	Wall mounted shower head M1/2" with 5 ring spray grid	72.21
64015	Discontinued	-
6543	*2x Articulated fixings ss + chrome pltd brass (out of stock)	117.21
6555	Glass shelf 120x600 rounded edges	19.29
6564	Replaced by 510583	-
6566	Hypereco liquid soap disp 1.2L 304 st steel satin finish	58.04
6567	Hypereco liquid soap dispenser 1.2L polished 304 st steel	58.04
6568	Spare valve for liquid soap dispenser 6566 & 6567	21.07
6569	Spare level control for soap dispenser 6566 & 6567	5.59
6580	Liquid soap dispenser 1L polished stainless steel	141.63
6581	*Soap dispenser 1L white (while stock then 510581)	126.35
6582	*Liquid soap dispenser 1L satin (while stock then 510582)	154.20
6583	Liquid soap dispenser 0.5L polished stainless steel	133.69
6584	*Soap dispenser 0.5L white (while stock then 510584)	118.23
6586	*Liquid soap dispenser 0.5L satin (while stock then 510586)	144.53
6590	*P twl disp w. ctral divider st steel (whl stk then 510601P)	178.39
6601	Folded paper towel dispenser polished stainless steel	173.28
6602	Folded paper towel dispenser white epoxy	157.53
6603D	Hypereco folded paper towel dispenser white ABS	52.43
6606	180 x Folded paper towels	7.39
6607D	Folded paper towel dispenser stainless steel satin finish	213.43
6611	Wall mounted paper towel bin polished stainless steel	214.09
6612	Wall mounted paper towel bin white epoxy	207.61
6613D	Automatic hand dryer with adj. nozzle 360° pol 304 st steel	642.31
6614	Auto. hand dryer with adj. nozzle 360° 304 st steel satin	642.31
6615	Automatic hand dryer with adj. nozzle 360° white steel	583.92
6617	Wall mounted paper towel bin stainless steel satin finish	260.47
6621	Automatic hand dryer white ABS	245.49
6623	Replaced by 6621	-
6624	Wall mounted hairdryer with razor plug white ABS	105.16
6631	Automatic hand dryer polished 304 stainless steel	467.13
6692	White pre-rinse set with mixer + hand spray 433000, bib tap	701.38
6693	White pre-rinse set with mixer +hand spray 433000 no bib tap	562.92
6712	Hypereco liquid soap dispenser elbow control 0.9L white ABS	59.34

REF.	DESCRIPTION	£ **
6784	*Single towel rail Ø14 st steel (while stock then 510788P)	34.69
6786D	*Double towel rail Ø14 st steel (while stock then 510790P)	57.95
682001UK	Floor trap 100x100 hard floors adj H horiz elbow outlet Ø43	46.94
683001UK	Floor trap 150x150 hard floors adj H horiz elbow outlet Ø43	79.74
683002UK	Floor trap st steel grid Ø114 vinyl floors elbow outlet Ø43	60.07
684000	Floor trap with grid 140x140 - vertical outlet Ø40	62.88
6892	White pre-rinse with mixer + hand spray 433003, bib tap	734.96
6893	White pre-rinse with mixer + hand spray 433003, no bib tap	596.50
70000015	TEMPOMIX 2 basin mixer M1/2" ~7sec Ø15 comp fit +stopcocks	213.65
70000115	TEMPOMIX 2 AB basin mix M1/2"~7sec Ø15 comp fit +stopcocks	224.56
70040015	TEMPOMIX 2 basin mixer M1/2" lever ~7sec Ø15 + stopcocks	239.93
700BJ	Flow straightener in Hostaform® for TEMPOSTOP 2 & TEMPOMIX 2	3.50
702000	TEMPOSTOP 2 basin tap M1/2" ~7sec time flow	138.35
702032	Water nozzle for tube Ø32 for squat WC	26.01
702301	TEMPOSTOP 2 AB basin tap M1/2" ~7sec time flow	158.09
702351	Replaced by 702301	-
702400	TEMPOSTOP 2 lever operated basin tap M1/2" ~7sec time flow	160.23
702451	Replaced by 702400	-
705000	Connection washer Ø32/55 with clamp for WC	14.10
705028	Connection washer Ø28/55 with clamp for WC	18.33
709000	Recessed vandal proof ROUND shower head M1/2"	93.72
709000CF	*Recessed ROUND shower head M1/2" (while stk then 709000DP)	93.72
709000DP	Recessed tamperproof ROUND shower head M1/2", rain effect	107.11
709010	Vandal proof ROUND shower head M1/2" for panels 1-15mm	94.29
709010CF	*ROUND shower head M1/2" for panels(while stk then 709010DP)	94.29
709010DP	ROUND shower head M1/2" for panels 1-15mm, rain effect	107.66
709010GR	*ROUND shower head M1/2" for panels (while stk then 709010DP)	114.62
709150	Vandal proof ROUND shower head M1/2" for walls 180mm	110.85
709150DP	ROUND shower head M1/2" for 180mm walls, rain effect	123.82
709150GR	*ROUND sh head M1/2" for 180 walls (while stk then 709150DP)	131.68
709200	Vandal proof ROUND shower head M1/2" for walls 230mm	117.04
710000	Wall mounted shower arm MM1/2" L95 for shower head F1/2"	38.30
710500	Wall mounted soap dish Bayblend® chrome plated matt	34.64
710501	Wall mounted soap dish Bayblend® chrome plated bright	34.64
711000	GYM COMFORT adjustable scale proof shower head F1/2" Ø45	50.08
711002	GYM COMFORT EXTRA adj scale proof shower head F1/2" Ø68	64.92
712000	TONIC JET vandal proof recessed shower head M1/2"	93.72
712000CF	*TONIC JET rec shower head M1/2 (while stock then 712000DP)	93.72
712000DP	TONIC JET recessed shower head M1/2", rain effect	107.05
712000GR	*TONIC JET rec shower head M1/2" (while stock then 712000DP)	113.17
712010	TONIC JET vandal proof shower head M1/2" for panels 1-10mm	94.23
712020	TONIC JET vandal proof exposed shower head F3/4" +column Ø16	161.80
712150	TONIC JET vandal proof cross wall 180mm shower head M1/2"	110.85
712150DP	TONIC JET shower head M1/2" for walls 150mm, rain effect	123.82
712150GR	*TONIC JET sh head M1/2" c-wall 150(while stk then 712150DP)	130.31
712200	TONIC JET vandal proof cross wall 230mm shower head M1/2"	117.04
714000	SPORTING exposed shower kit M1/2" ~30sec time flow valve	250.92
714002	SPORTING wall mtd rec sh kit M1/2" ~30sec time flow valve	287.35
714700	SPORTING 2 anodised alu sh panel M1/2" ~30sec time flow valve	199.57
714700DP	SPORTING 2 alu shower panel M1/2" ~30sec valve rain effect	215.24
714700GR	*SPORTING 2 sh panel M1/2" ~30sec (while stk then 714700DP)	212.47
714701	Replaced by 714700	-
714764	Starter for SPORTING shower	24.50
714765	Starter for SPORTING shower panel	24.50
714800	SPORTING anodised aluminium shower panel M1/2", 230/6V	302.23
714806	SPORTING anodised aluminium shower panel M1/2", 6V battery	302.23
714853	Plug and horseshoe fixing bracket for SPORTING single feed	5.49
714900	SPORTING alu therm shower panel top inlets M1/2", 230/6V	414.17
714906	SPORTING alu therm shower panel top inlets M1/2", 6V battery	414.17
714910	SPORTING alu therm shower panel rear inlets M1/2", 230/6V	458.94
714916	SPORTING alu therm shower panel rear inlets M1/2" 6V battery	458.94
715000	Ceiling mounted shower head F1/2" with chromed rim Ø80	14.10

References prefixed by * are available while stocks last. References are listed in ascending alphanumerical order.

** Price excludes VAT.

REF.	DESCRIPTION	£ **	REF.	DESCRIPTION	£ **
716000	Ceiling mounted GYM vandal proof shower head F1/2" fixed	49.35	742510LH	TEMPOSOFT MIX 2 basin mixer F3/8" ~7sec time flow + LH	182.79
729008	Soap dispenser straight spout 1L bottle, chromed brass	80.67	742520	TEMPOSOFT MIX 2 basin mixer F3/8" ~15sec time flow	149.03
729012	Soap dispenser curved spout 1L bottle, chromed brass	84.64	743003	TEMPOSTOP 1/2" cartridge ~3sec time flow	39.93
729108	Soap dispenser straight spout, tube L1200, chromed brass	80.67	743005	TEMPOSTOP basin/urinal cartridge ~7sec time flow	39.93
729112	Soap dispenser curved spout, tube L1200, chromed brass	84.64	743010	TEMPOSTOP basin/shower cartridge ~15sec time flow	39.93
729150	Wall mounted soap dispenser cross wall 180, chromed	91.23	743080	TEMPOSTOP basin cartridge with disk push button ~7sec flow	70.62
729302	Maintenance kit for soap dispenser type 729150/729012	15.42	743103	TEMPOSTOP recessed urinal cartridge ~3sec time flow	45.75
729303	Cartridge for soap dispenser type 729150/729200	55.65	743105	TEMPOSTOP AB cartridge basin/urinal ~7sec time flow	54.13
729308	Cartridge for soap dispenser type 729008	55.65	743107	TEMPOSTOP recessed urinal cartridge ~7sec time flow	45.75
729312	Cartridge for soap dispenser type 729012	59.91	743110	TEMPOSTOP recessed shower cartridge ~15sec time flow	45.75
729508	Soap dispenser straight spout 0.5L bottle, chromed brass	80.67	743115	TEMPOSTOP AB basin cartridge ~15sec time flow	53.05
729512	Soap dispenser curved spout 0.5L bottle, chromed brass	84.64	743205	TEMPOSTOP AB cross wall/lever basin cartridge ~7 sec	53.34
730802.2P	2 x Angled isolating ball valve for PREMIX 3/4"	145.98	743215	TEMPOSTOP AB cross wall/lever basin/shower cartridge ~15sec	54.13
730803.2P	2 x Angled isolating ball valve for PREMIX 1"	145.98	743303	TEMPOSTOP urinal cartridge ~3sec time flow	39.93
730804.2P	2 x Angled isolating ball valves for PREMIX 1 1/4"	249.90	743305	TEMPOSTOP cross wall/lever basin/urinal cartridge ~7sec	39.93
731002	PREMIX COMFORT 55 group thermostatic mixer M3/4" 55lpm	488.55	743310	TEMPOSTOP cross wall/lever basin/shower cartridge ~15sec	39.93
731003	PREMIX COMFORT 90 group thermostatic mixer M1" 90lpm	757.25	743323	TEMPOSTOP cross wall/lever urinal cartridge ~3sec time flow	39.93
731004	PREMIX COMFORT 140 group thermostatic mixer M1 1/4" 140lpm	1,087.02	743428	TEMPOSTOP recessed shower cartridge ~30sec time flow	56.39
731005	PREMIX COMFORT 190 group thermostatic mixer M1 1/2" 190lpm	1,404.56	743507	TEMPOFLUX WC rec flush valve cartridge ~7sec time flow	70.21
731052	PREMIX SECURITY 55 group thermostatic mixer M3/4" 55lpm	488.55	743528	TEMPOSTOP recessed urinal cartridge ~7sec time flow	56.39
731053	PREMIX SECURITY 90 group thermostatic mixer M1" 90lpm	757.25	743605	TEMPOCHASSE 1 1/4" rec/cross wall cartridge ~7sec time flow	53.30
731054	PREMIX SECURITY 140 group thermostatic mixer M1 1/4" 140lpm	1,087.02	743622	TEMPOFLUX 2 WC 3/4" recessed cartridge/frame 10-35mm ~7sec	65.10
731055	PREMIX SECURITY 190 group thermostatic mixer M1 1/2" 190lpm	1,404.56	743623	TEMPOFLUX 2 WC 3/4" cross wall flush vlv cartridge ~7sec time flow	63.94
731200	PREMIX COMFORT T2 group thermostatic mixer M3/4" 55lpm	488.55	743641	TEMPOSTOP 3/4" recessed shower cartridge ~30sec time flow	53.30
731300	PREMIX COMFORT T3 group thermostatic mixer M1" 90lpm	757.25	743642	TEMPOSTOP 3/4" c-wall/rec shower cartridge ~30sec time flow	56.39
731400	PREMIX COMFORT T4 group thermostatic mixer M1 1/4" 140lpm	1,087.02	743643	TEMPOSTOP 3/4" c-wall/rec urinal cartridge ~7sec time flow	49.88
731500	PREMIX COMFORT T5 group thermostatic mixer M1 1/2" 190lpm	1,404.56	743644	TEMPOSTOP 3/4" recessed shower cartridge ~30sec time flow	64.61
732115	PREMIX NANO thermostatic mixer Ø15mm nickel body	72.51	743645	TEMPOSTOP 3/4" recessed urinal cartridge ~7sec time flow	64.61
732116	PREMIX NANO thermostatic mixer Ø15mm chromed body	85.33	743677	TEMPOFLUX 2 WC 3/4" recessed/frame 30-60mm cartridge ~7sec	94.94
732515	Connection kit PEX L300 for PREMIX NANO 732216	38.30	743700	TEMPOSTOP 3/4" exposed shower cartridge ~30sec time flow	56.39
733015	PREMIX COMPACT thermostatic mixer M1/2" rough cast body	95.14	743702	Discontinued	-
733016	*PREMIX COMPACT therm mixer M1/2" (while stock then 733015)	126.67	743705	TEMPOCHASSE 1 1/4" lever operated cartridge ~7sec time flow	53.30
733020	PREMIX COMPACT thermostatic mixer M3/4" rough cast body	95.14	743707	TEMPOSTOP 3/4" siphon action urinal cart ~7sec time flow	56.39
733021	*PREMIX COMPACT therm mixer M3/4" (while stock then 733020)	126.67	743714	SPORTING wall mounted shower cartridge ~30sec time flow	24.50
734100	TEMPOGENOU angled MM1/2" lever L350 ~7sec	98.52	743715	SPORTING shower panel cartridge ~30sec time flow	24.50
735000	TEMPOGENOU inline MM1/2" stud nut lever L350 ~7sec	107.07	743732	Maintenance kit for PREMIX NANO	35.04
735400	TEMPOGENOU inline MM1/2" lever L350 ~7sec	105.14	743741	TEMPOSOFT urinal cartridge ~7sec time flow	36.95
735447	TEMPOGENOU inline MM1/2", lever L350 ~7sec comp. fittings	112.24	743742	TEMPOSOFT basin cartridge ~15sec time flow	36.95
73544715	TEMPOGENOU inline MM1/2", lever L350 ~7sec comp fit + olives	125.22	743743	TEMPOSOFT shower cartridge ~30 sec time flow	36.95
736001	MONOFOOT floor mounted pedal operated valve MM1/2" stud nut	146.08	743743CF	TEMPOSOFT shower cartridge time flow ~30sec full flow	36.95
736101	MONOFOOT floor mounted pedal operated vlv MM1/2" without nut	140.20	743744	TEMPOSOFT urinal cartridge ~3sec time flow	41.03
736102	MONOFOOT wall mounted pedal operated vlv MM1/2" without nut	160.53	743747	TEMPOSOFT basin cartridge ~7sec time flow	36.95
737152	TEMPOSTOP pillar basin tap M1/2" swan neck spout lever L150	143.97	743749	TEMPOSTOP 3/4" exposed shower cartridge ~30sec time flow	53.30
737202	TEMPOSTOP pillar basin tap M1/2" swan neck spout lever L200	148.63	743761	TEMPOFLUX WC 3/4" exp. flush vlv cartridge ~7sec time flow	53.30
739000	MIXFOOT floor mounted pedal operated mixer MM1/2" stud nut	167.03	743762	TEMPOFLUX WC 3/4" rec flush vlv cartridge ~7sec time flow	53.30
739100	MIXFOOT floor mounted pedal operated mixer MM1/2" w-out nut	163.18	743763	TEMPOFLUX WC 3/4" c-wall flush vlv cartridge ~7sec time flow	47.88
739102	MIXFOOT wall mounted pedal operated mixer MM1/2" without nut	171.28	743764	Cartridge for TEMPOFLUX 3 exposed AB, dual flush 3L/6L	53.30
740000	TEMPOSOFT basin tap M1/2" ~7sec time flow	175.25	743765	Recessed TEMPOFLUX 3 cartridge, dual flush 3L/6L	33.07
740300	TEMPOSOFT 2 basin tap M1/2" ~7sec time flow reinforced fixing	78.92	743777	TEMPOFLUX exposed urinal cartridge 7sec time flow	48.15
740500	TEMPOSOFT 2 basin tap M1/2" ~7sec time flow	70.42	743778	TEMPOFLUX exposed urinal cartridge 3sec time flow	49.35
741000	TEMPOSOFT wall mounted basin tap M1/2" L80 ~7sec time flow	122.70	743779	TEMPOSTOP 3/4" WC cartridge ~7sec time flow	53.30
741500	TEMPOSOFT 2 wall mtd basin tap M1/2" L110 ~7sec time flow	69.14	743786	TEMPOMIX wall mounted basin cartridge ~7 sec (new design)	78.35
741515	TEMPOSOFT 2 wall mtd basin tap M1/2" L110 ~15sec time flow	69.14	743789	TEMPOMIX shower cartridge time flow ~30sec (new design)	78.35
741550	TEMPOSOFT 2 wall mtd basin tap M1/2" L150 ~7sec time flow	83.31	743790	TEMPOMIX shower cartridge time flow ~30sec (old design)	78.35
741555	TEMPOSOFT 2 basin tap M1/2" for 50mm panels ~7 sec L150	111.38	743791	TEMPOMIX basin cartridge, time flow ~7 sec (new design)	78.35
741565	TEMPOSOFT 2 wall mtd basin tap M1/2" L150 ~15sec time flow	83.31	743793	TEMPOMIX 3 wall-mounted basin cartridge, time flow ~7 sec	89.55
741942	Replaced by 741943	-	743794	TEMPOMIX 3 basin cartridge ~7sec time flow	73.87
741943	TEMPOSTOP AB cross wall 200 basin tap M1/2" ~7sec time flow	186.06	743795	TEMPOMIX basin cartridge ~7 sec time flow (old design)	78.35
741945	*TEMPOSTOP AB basin kit M1/2" ~7sec (while stk then 741943)	285.56	743796	TEMPOMIX wall mounted basin cartridge ~7 sec (old design)	78.35
74200015	TEMPOSOFT MIX mixer M1/2" ~7sec comp fit Ø15 + stopcocks	257.49	743797	TEMPOMIX recessed shower cartridge ~30sec (old design)	78.35
74250015	TEMPOSOFT MIX 2 mixer M1/2" ~7sec comp fit Ø15 + stopcocks	165.25	743798	TEMPOMIX cross wall basin cartridge ~7 sec (old design)	78.35
742510	TEMPOSOFT MIX 2 basin mixer F3/8" ~7sec time flow	149.03	743799	TEMPOMIX 3 shower cartridge time flow ~30 sec	89.55

References prefixed by * are available while stocks last. References are listed in ascending alphanumerical order.

** Price excludes VAT.

REF.	DESCRIPTION	£ **	REF.	DESCRIPTION	£ **
743902	TEMPOSTOP 2 / TEMPOMIX 2 basin cartridge ~15sec time flow	50.57	749770	TEMPOSTOP shower valve M3/4" for panels ~30sec + wall plate	102.63
743907	TEMPOSTOP 2 / TEMPOMIX 2 basin cartridge ~7sec time flow	50.57	749870	TEMPOSOFT 2 sh valve M1/2" for panels 7mm ~30 sec time flow	76.01
743908	TEMPOSTOP 2 / TEMPOMIX 2 AB basin cartridge ~7 sec time flow	64.76	749925	*TEMPOSTOP rec shower valve M1/2" 30sec conical (while stk)	108.72
743915	TEMPOSTOP 2 / TEMPOMIX 2 AB basin cartridge ~15sec time flow	64.76	749BOX	TEMPOSTOP rec shower waterproof Kit 1/2 (+7492 18/239/232)	173.52
745100	TEMPOSTOP basin tap M1/2" ~7sec time flow + back nut	62.58	750000	*Urinal neck tube F1/2" for ALLIA Nogent +nozzle (while stk)	59.18
745101	TEMPOSTOP AB basin tap M1/2" ~7sec time flow + back nut	72.99	750010	Secureflow pneumatic time flow valve com	238.95
745200	TEMPOSTOP basin tap M1/2" ~7sec time flow + stud nut	66.44	750020	Secureflow diaphragm actuator	59.81
745250	Replaced by 745100	-	751000	Urinal neck tube F1/2" for ALLIA /SELLES + water nozzle	39.46
745300	TEMPOSTOP basin tap M1/2" ~7sec time flow reinforced fixing	72.72	751753	Urinal neck tube F1/2" for VB Losange 7530 + water nozzle	52.63
745301	TEMPOSTOP AB basin tap M1/2" ~7sec back nut with 3 screws	76.41	752000	Urinal neck tube F1/2" Ø35	27.71
745351	Replaced by 745301	-	752430	Urinal neck tube Ø 35mm recessed supply	20.14
745440	TEMPOSTOP lever operated basin tap M1/2" ~7sec	85.55	753000	Urinal neck tube F1/2" F3/8" Ideal STANDARD/PORCHER Applique	18.33
745450	Replaced by 745440	-	753005	Maintenance kit TEMPOSTOP basin/urinal ~7sec time flow	18.78
745460	TEMPOSTOP lever operated basin tap M1/2" ~15sec	85.55	753010	Maintenance kit for TEMPOSTOP basin/shower ~15sec time flow	18.78
746000	TEMPOSTOP wall mounted basin tap M1/2" ~7sec	47.15	753105	Maintenance kit TEMPOSTOP AB basin/urinal ~7sec time flow	18.78
746001	TEMPOSTOP AB wall mounted basin tap M1/2" ~7sec time flow	54.26	753115	Maintenance kit TEMPOSTOP AB basin/shower ~15sec time flow	18.78
746015	TEMPOSTOP wall mounted basin tap M1/2" ~15sec	47.15	753148	Maintenance kit TEMPOSTOP siphon action urinal ~7sec	24.50
746292	TEMPOSTOP wall mtd basin tap M1/2" ~7sec with wall plate	49.32	753149	Maintenance kit for TEMPOSTOP shower ~30sec time flow	24.50
746410	TEMPOSTOP wall mounted lever operated basin tap M1/2" ~7sec	70.56	753256	Renovation pack for mixer with swivel spout from (06/19)	7.95
747000	TEMPOSTOP exposed shower valve M1/2" inline ~15sec time flow	58.02	753303	Maintenance kit TEMPOSTOP basin/urinal ~3sec time flow	18.78
747004	TEMPOSTOP chain pull shower valve M1/2" 15sec + GYM COMFORT	144.76	753395	Urinal neck tube F1/2" for PORCHER HygieniQ	24.26
747006	TEMPOSTOP chain pull shower valve M1/2" 15sec + GYM	144.76	753730	Maintenance kit for PREMIX COMFORT 3/4" or 1"	103.73
747080	TEMPOSTOP exposed shower valve M1/2" disk push button ~7sec	94.12	753733	Maintenance kit for PREMIX COMPACT	36.28
747114	TEMPOSTOP basin tap M1/2" inline ~3sec compression fittings	60.08	753734	PREMIX COMPACT repair kit after 03/2020	36.28
747121	TEMPOSTOP rec/c-wall basin/shower rough tap M1/2" ~15sec	54.19	753735	Maintenance kit for PREMIX COMFORT 1 1/4" and 1 1/2"	126.87
747122	TEMPOSTOP AB rec/c-shower valve rough M1/2" ~15sec	68.40	753736	Maintenance kit for MONOFOOT	18.07
747214	TEMPOSTOP AB c-wall 200 shower valve kit M1/2" ~15sec ROUND	233.95	753739	Maintenance kit for MIXFOOT	24.50
747500	TEMPOSTOP chain pull shower valve MM1/2" ~15sec time flow	103.24	753749	Maintenance kit for TEMPOSTOP shower ~30sec time flow	24.50
747800	TEMPOSOFT 2 wall mtd exp shower valve M1/2" inline ~30 sec	80.29	753750	Maintenance kit for PREMIX SECURITY 3/4" or 1"	113.64
747801	TEMPOSOFT 2 exp shower kit M1/2" ~30 sec valve + TONIC JET	244.65	753755	Maintenance kit for PREMIX SECURITY 1 1/4" and 1 1/2"	126.87
747942	Discontinued	-	753761	Maintenance pack for TEMPOFLUX WC ~7sec time flow	31.17
747952	TEMPOSTOP rec/c-wall basin/sh valve M1/2" ~15sec comp fitting	54.19	753763	Maintenance pack for cross wall TEMPOFLUX WC ~7sec time flow	31.17
74795215	*TEMPOSTOP rec basin/sh vlv Ø15 ~15sec +olives (while stk)	65.12	753779	Maintenance kit for TEMPOCHASSE WC ~7sec time flow	24.50
748000	TEMPOSTOP exposed shower valve M1/2" angled ~15sec time flow	66.53	753790	Maintenance kit for TEMPOMIX shower ~30sec time flow	48.33
748057	*HOSPITAL time flow trigger hand spray (while stock then 2591)	199.94	753795	Maintenance kit deck mtd TEMPOMIX basin ~7 sec time flow	48.33
748058	*Time flow h/ spray for bed pans (while stock then D275058)	185.08	753796	Maintenance kit wall mtd TEMPOMIX basin ~7 sec time flow	48.33
748065	*HYGIÉNA time flow h/ spray for bed pans(whl stk then D275065)	207.81	754000	Urinal neck tube F1/2" F3/8" for J DELAFON Coquille 2-15 19	20.45
748126	TEMPOSTOP angled basin tap M1/2" rough cast ~7sec + bk nuts	55.88	754524	Urinal neck tube F1/2" for J DELAFON Coquille + water nozzle	44.02
748130	TEMPOSTOP angled basin tap M1/2" rough cast ~15sec + bk nuts	55.88	755120	Urinal flush tube Ø35mm offset 20mm for TEMPOFLUX urinal vlv	34.41
748150	TEMPOSTOP wall mounted basin tap M1/2" ~15sec swivel spout	81.67	756000	Urinal neck tube F1/2" for ALLIA/SELLES + water nozzle	47.25
748151	TEMPOSTOP AB wall mtd basin M1/2" tap ~15sec swivel spout	95.81	756230	Urinal neck tube F1/2" JD Murale 2, Boissiere 2 + water noz	49.21
748626	TEMPOSTOP wall mtd basin tap M1/2" ang rough body ~7sec flow	58.30	757000	Urinal neck tube F1/2" + wall plate for ROCA Urito	21.20
748630	TEMPOSTOP wall mtd basin tap M1/2" ang rough body ~15sec flow	58.30	757010	Discontinued	-
748800	TEMPOSOFT 2 exposed shower valve M1/2" angled ~30 sec flow	71.05	757118	Neck tube F1/2" for DELABIE DELTACERAM urinal	36.51
749000	TEMPOSTOP exposed shower valve M3/4" 75 lpm ~30sec time flow	88.89	757135	Neck tube F1/2" TEMPOSTOP TEMPOSOFT 2 for FINO urinal	40.15
749001	TEMPOSTOP exp shower vlv kit M3/4" inline ~30sec + TONIC JET	236.75	757160	Neck tube F1/2" for DELABIE DELTA urinal before 04/2019	25.21
749002	TEMPOSTOP exp shower kit M1/2" comp fitting + TONIC JET	256.58	757162	Neck tube F1/2" for DELABIE DELTA urinal after 04/2019	50.00
749128	TEMPOSTOP rec shower valve F1/2" st steel Ø130 plate ~30sec	121.80	757430	Neck tube + 1/2" union for rec supply for urinal with flexi	37.73
749146	*TEMPOSTOP rec/c-wall sh vlv M1/2" ~30sec conical (while stk)	82.18	758021	Urinal water nozzle for stalls M3/8" recessed inlet	25.29
749159	TEMPOSTOP c-wall 150 shower valve kit M1/2" ~30sec + ROUND	240.87	758035	Urinal union M1/2" Ø35 recessed	17.58
749201	Replaced by 749300	-	758135	Urinal neck tube F1/2" Ø35 recessed supply	34.53
749218	TEMPOSTOP recessed shower valve waterproof Kit 2/2 (+749BOX)	166.01	758445	Recessed neck tube F1/2" for 1/2" urinals	34.49
749218CXL	TEMPOSTOP recessed shower waterproof CXL Kit2/2 (+749BOX)	191.55	758645	Urinal neck tube F1/2" + water nozzle for ALLIA Amigo 3645	70.62
749239	TEMPOSTOP recessed shower waterproof Kit2/2 ROUND (+749BOX)	249.96	758921	Urinal water nozzle for stalls M1/2" recessed inlet	25.29
749300	TEMPOSOFT aluminium shower panel top inlet valve ~30sec	560.03	759000	Urinal neck tube F3/4" Ø35 for siphon action	30.83
749350	TEMPOSOFT aluminium shower panel top inlet +handset ~30sec	627.62	759090	Urinal neck tube F3/4" from above for JD Patio	38.91
749428	TEMPOSOFT 2 rec shower valve M1/2" ~30 sec + wall plate Ø130	98.68	760000	TEMPOCHASSE WC exposed valve MM1 1/4" ~7sec time flow	107.48
749429	TEMPOSOFT 2 recessed shower kit M1/2" ~30 sec valve + ROUND	193.81	760004	TEMPOCHASSE WC exp valve kit 1" ~7sec + inline stopcock	236.57
749628	TEMPOSTOP recessed shower valve F1/2" ~30sec st steel plate	121.80	760005	TEMPOCHASSE exposed valve 1" ~7sec + elbow stopcock	228.74
749700	TEMPOSTOP exposed shower valve M3/4" 12 lpm ~30sec time flow	97.65	760150	TEMPOCHASSE WC c-wall 190 1" + con wash Ø32/55 ~7sec	205.66
749725	*TEMPOSTOP exp shower vlv Ø15 ~30sec(while stk thn 749721)	103.91	760220	TEMPOCHASSE WC rec/plate kit 1" +con wash Ø32/55 ~7sec	275.42
74972515	*TEMPOSTOP shower Ø15 conical ~30sec (while stk then 749721)	113.89	760410	Replaced by 760000	-

References prefixed by * are available while stocks last. References are listed in ascending alphanumerical order.

** Price excludes VAT.

REF.	DESCRIPTION	£ **	REF.	DESCRIPTION	£ **
760450	TEMPOCHASSE exp slop hop kit 1"+ offset 40 tube Ø32 7sec	275.42	778757	TEMPOFLUX kit M1/2" ~3 sec for DELTA urinals after 12/2018	153.39
760460	TEMPOCHASSE exp for DELABIE slop hop kit 1 1/4"+ tube Ø32	268.79	778759	TEMPOFLUX urinal valve kit M1/2" ~3 sec for FINO urinals	163.10
760605	TEMPOCHASSE WC recessed/c-wall cast MM1 1/4" Ø32 ~7sec flow	91.44	778764	TEMPOFLUX M1/2" exp angled valve kit ~7sec with offset tube	133.20
760627	*TEMPOCHASSE rec kit MM1 1/4" ~7sec(while stock then 760220)	194.03	778765	TEMPOFLUX exp. urinal valve kit M1/2" angled 7 sec +stopcock	128.72
760700	TEMPOCHASSE cross wall 190 kit 1" ~7sec + elbow tube Ø32	239.03	778767	TEMPOFLUX kit M1/2" ~7 sec for DELTA urinals after 12/2018	153.39
761000	TEMPOFLUX WC Ø28 exposed valve M3/4" angled ~7sec time flow	91.64	778769	TEMPOFLUX urinal valve kit M1/2" ~7 sec for FINO urinals	163.10
761001	TEMPOFLUX WC Ø28 exposed valve M3/4" angled ~7sec + stopcock	135.95	778800	TEMPOSOFT 2 wall mounted urinal valve M1/2" angled ~3sec	63.84
761002	TEMPOFLUX WC exposed kit F3/4" Ø28 angled ~7sec + stopcock	209.60	778807	TEMPOSOFT 2 wall mounted urinal valve M1/2" angled ~7sec	63.84
761003	TEMPOFLUX WC exp kit M3/4" angled ~7sec + tube Ø28 stopcock	200.32	778BOX	Recessed waterproof housing for TEMPOFLUX ur. 1/2" (+778700)	107.58
761004	TEMPOFLUX WC exp kit M3/4" angled ~7sec time flow +tube Ø28	156.02	778PIS	Satin stainless steel plate for recessed TEMPOFLUX urinal	59.24
761025	TEMPOFLUX WC exp kit M3/4" angled ~7sec valve + tube Ø24/25	105.73	779000	TEMPOSTOP exposed urinal valve MM3/4" inline ~7sec time flow	89.48
761200	TEMPOFLUX WC Ø25 c-wall 200mm flush valve M3/4" ~7sec	190.03	779128	TEMPOSTOP recessed urinal valve FF1/2" ~7sec + wall plate	121.80
761627	TEMPOFLUX WC rec valve M3/4" 7 sec st steel plate 220X170	192.47	779221	*TEMPOSTOP rec urinal vlv ~7sec kit 2/2 (while stk thn 778700)	166.01
761700	TEMPOFLUX WC c-wall 150 kit M3/4" ~7sec valve + tube Ø32	222.02	779421	TEMPOSTOP rec urinal valve MM1/2" ~7sec time flow + plate	143.03
761900	TEMPOFLUX WC recessed valve M3/4" ~7 sec chromed plate Ø195	205.23	779427	TEMPOSTOP rec urinal valve FF1/2" ~7sec time flow + plate	135.28
762150	TEMPOFLUX 2 WC cross wall 145 flush valve M3/4" Ø25 ~7sec	223.73	779BOX	Replaced by 778BOX	-
762901	TEMPOFLUX 2 WC rec vlv M3/4" with box ~7sec single flush	216.44	78000	Discontinued	-
762902	TEMPOFLUX 2 WC rec valve M3/4" with box ~7sec dual flush	234.64	780000	Urinal siphon F1 1/4" with vertical outlet Ø32 chromed brass	89.16
763000	TEMPOFLUX 3 WC F3/4" recessed AB, satin, 3L/6L, kit 2/2	139.76	785000	Stall waste + integ siphon, vertical outlet Ø40 with nut	34.59
763040	TEMPOFLUX 3 WC recessed AB, chromed, 3L/6L, kit 2/2	206.53	790000	TEMPOMIX exposed shower mixer M3/4" ~30sec time flow	206.67
763201	TEMPOFLUX 3 WC AB Ø28 exp valve M3/4" angled ~7sec +stopcock	133.16	790000CXL	Replaced by 790000	-
763203	TEMPOFLUX 3 WC AB exp kit M3/4" Ø28 angled ~7sec + stopcock	192.14	790001	TEMPOMIX exposed shower mixer kit M3/4" ~30sec time flow	337.52
763BOX	TEMPOFLUX 3 WC 3/4" valve recessed AB, 3L/6L, kit 1/2	116.45	790006	TEMPOMIX exp shower mixer kit M1/2" ~30sec +stopcocks	415.00
763BOXUK	TEMPOFLUX 3 WC 3/4" valve recessed AB, 3L/6L, kit 1/2 UK	184.69	790008	TEMPOMIX exp shower mixer kit M1/2" ~30sec + elbow union	384.94
763PIM	Satin st st plate for TEMPOFLUX 3 WC recessed AB	98.66	790100	Replaced by 790300 or 790204	-
763PMM	Metal plate for TEMPOFLUX 3 WC recessed AB	175.51	790110	Replaced by 790310 or 790214	-
764000	Inline stopcock chromed + flow adjustment F1" - F1 1/4"	67.28	790150	Replaced by 790153	-
764600	Stopcock straight + flow adjustment F1"-F1 1/4" rough	63.13	790151	Discontinued	-
765000	Elbow stopcock chromed + flow adjustment F1" - F1 1/4"	59.46	790152	Aluminium extension for shower panel	163.55
765020	Elbow stopcock chromed + flow adjustment FF3/4"	58.98	790153	Stainless steel telescopic extension for shower panel	291.03
766001	Elbow flush tube Ø32/55 st steel TEMPOCHASSE WC 1 1/4"	69.15	790204	TEMPOMIX st steel shower panel top inlets ~30sec + soap dish	754.48
766002	Elbow flush tube + con washer Ø28/55 for TEMPOFLUX WC 3/4"	64.41	790204CF	*TEMPOMIX SS shower panel top inlets (while stock 790204DP)	754.48
767004	Angled flush tube Ø32 F1 1/4" for squat WC with water nozzle	150.24	790204DP	TEMPOMIX SS shower panel top inlets ~30sec + SD rain effect	751.75
767006	Ang flush tube offset slop hop 40mm F1 1/4" + con wash Ø32/55	108.53	790206	*TEMPOMIX Mineralsteel sh pnl top inlet +SD (then 790204)	814.64
769001	Elbow flush tube PE Ø32/55 for TEMPOCHASSE F1 1/4"	52.46	790212	Replaced by 790219	-
769400	Recessed/cross wall PVC elbow flush tube Ø32	33.39	790214	TEMPOMIX st steel shower panel back inlets ~30sec +soap dish	754.48
769500	Rec/c-wall PVC elbow flush tube + connection washer Ø32/55	50.51	790214CF	*TEMPOMIX SS sh panel back inlets (while stock then 790214DP)	754.48
770035	Urinal corner wedge L35 I.S.J.DELAFON, LAUFEN, PORCHER	32.17	790214DP	TEMPOMIX SS shower panel back inlets ~30sec + SD rain effect	751.75
770045	Urinal corner wedge L45 ALLIA VILLEROY & BOCH	32.17	790216	Replaced by 790214	-
771000	SIPHURINOIR vertical siphon with lip seal Ø50/32 H110 chr ABS	32.84	790218	TEMPOMIX recessed shower mixer waterproof Kit2/2 (+790BOX)	274.53
775000	Urinal outlet M1 1/4" socket to seal Ø54, chromed brass	19.17	790218CXL	Replaced by 790218	-
776000	Urinal outlet M1 1/4" with comp seal Ø50 w-out nut, chr brass	52.79	790219	TEMPOMIX recessed sh mixer waterproof Kit2/2 ROUND (+790BOX)	358.48
777000	TEMPOSTOP exposed urinal MM1/2" inline ~3sec + wall plate	57.94	79030015	TEMPOMIX alu shower panel top inlets Ø15 comp fit ~30sec	604.16
777007	TEMPOSTOP exposed urinal MM1/2" inline ~7sec + wall plate	57.94	79030515	TEMPOMIX alu shower panel top inlets Ø15 mixer + soap dish	631.84
777015	TEMPOSTOP urinal kit inline washer Ø35	86.39	790310	TEMPOMIX aluminium shower panel mixer hidden inlets ~30sec	597.05
777101	*TEMPOSTOP urinal kit inline ALLIA Aubagne 2, SELLES whl stk	152.78	79035015	TEMPOMIX alu shower panel top inlets Ø15 mixer + handset	713.77
777130	TEMPOSOFT 2 recessed urinal valve M1/2" ~3sec + wall plate	98.68	790425	TEMPOMIX rec shower mixer M1/2" Ø15 ~30sec time flow + plate	264.09
777140	TEMPOSOFT 2 urinal vlv MM1/2" for panels 7mm ~3sec time flow	77.54	790427	TEMPOMIX rec shower mixer M1/2" Ø14 ~30sec time flow + plate	264.09
777200	TEMPOSTOP c-wall 200mm urinal valve MM1/2" ~3sec time flow	106.25	790709	TEMPOMIX recessed/plate shower mixer kit M1/2" + ROUND	348.04
777503	Discontinued	-	790712	*TEMPOMIX rec shower kit M1/2" + TONIC JET(whl stk thn 790709)	359.24
777517	*TEMPOSTOP urnl kit inline JACOB DELAFON Coquille 2(whl stk)	166.68	790874	TEMPOMIX exposed shower mixer FFM3/4" ~30sec + elbow unions	259.81
777800	TEMPOSOFT 2 wall mtd exposed urinal valve MM1/2" ~3sec flow	69.05	790875	TEMPOMIX exposed shower mixer M1/2" ~30sec + offset unions	383.07
777807	TEMPOSOFT 2 wall mtd exposed urinal valve MM1/2" ~7sec flow	69.05	790909	TEMPOMIX recessed shower mixer kit M1/2" plate Ø195 + ROUND	348.04
777924	TEMPOSTOP recessed urinal valve MM1/2" ~3sec + plate Kit 1/2	58.83	790912	*TEMPOMIX rec sh kit M1/2" Ø195 TONICJET(whl stk thn 790712)	359.24
777925	TEMPOSTOP recessed urinal valve MM1/2" ~3sec + plate Kit 2/2	92.37	790925	TEMPOMIX rec sh mixer M1/2" Ø15 ~30sec time flow plate Ø195	264.09
777930	TEMPOSTOP recessed urinal valve MM1/2" ~3sec + wall plate	83.64	790927	TEMPOMIX recessed shower mixer M1/2" Ø14 ~30sec plate Ø195	264.09
778000	TEMPOSTOP exp urinal valve MM1/2" angled ~3sec + wall plate	63.84	790970	TEMPOMIX shower mix M3/4" for panels 1-10mm ~30sec time flow	220.45
778007	TEMPOSTOP exp urinal valve MM1/2" angled ~7sec + wall plate	63.84	790BOX	Recessed waterproof box for shower mixer - Kit 1/2	85.30
778700	TEMPOFLUX recessed urinal satin st. steel ~3 sec kit 2/2	157.22	791201	Replaced by 791300	-
778707	TEMPOFLUX recessed urinal satin st. steel ~7 sec kit 2/2	157.22	791300	Shower alu panel top inlets mechanical mixer sh head 6lpm	586.63
778754	TEMPOFLUX M1/2" exp angled valve kit ~3sec with offset tube	133.20	79130015	Shower alu panel top inlets Ø15 mech mixer sh head 6lpm	586.63
778755	TEMPOFLUX exp. urinal valve kit M1/2" angled 3 sec +stopcock	128.72	791350	Shower alu panel top inlets mechanical mixer + handset	654.41

References prefixed by * are available while stocks last. References are listed in ascending alphanumerical order.

** Price excludes VAT.

REF.	DESCRIPTION	£ **
792218	SECURITHERM therm shower mix rec ~30sec waterproof kit 2/2	422.47
792219	SECURITHERM therm sh mix rec 30sec +ROUND waterproof kit 2/2	506.42
79230015	SECURITHERM thermostatic alu sh panel top inlets Ø15 ~30sec	711.11
792303	SECURITHERM st steel therm shower panel top inlets ~30sec	774.93
792303CF	*SECURITHERM SS therm shower panel (while stk then 792303DP)	774.93
792303DP	SECURITHERM SS therm sh panel top inlets ~30sec rain effect	771.70
79230415	SECURITHERM SS therm sh panel top inlets Ø15 ~30sec + soap	831.15
792304CF	*SECURITHERM SS therm shower panel (while stk then 792304DP)	811.04
792304DP	SECURITHERM therm sh panel top inlets ~30sec +DS rain effect	806.93
792305	SECURITHERM alu shower panel top inlets ~30 sec + soap dish	718.90
792310UK	SECURITHERM therm alu shower panel UK hidden inlets 30 sec	711.11
792313	SECURITHERM st steel therm shower panel back inlets ~30sec	774.93
792313CF	*SECURITHERM SS therm shower panel (while stk then 792313DP)	774.93
792313DP	SECURITHERM therm sh panel back inlets ~30sec, rain effect	771.70
792314	SECURITHERM SS therm sh panel back inlets ~30sec + soapdish	811.04
792314CF	*SECURITHERM SS therm sh panel back (while stk then 792314DP)	811.04
792314DP	SECURITHERM therm sh panel back inlets ~30sec DS rain effect	806.93
792320	SECURITHERM therm alu panel top inlets ~30sec handset + fixed	860.37
792324	SECURITHERM therm SS panel top inlets ~30sec handset + fixed	917.89
792330	SECURITHERM therm alu panel rear inlet ~30sec handset + fixed	860.37
792334	SECURITHERM therm SS panel rear inlet ~30sec handset + fixed	917.89
792340	SECURITHERM therm sh panel, alu, top inlet, h/set + firm head	809.70
792344	SECURITHERM st steel therm sh panel top inlets + handspray	917.89
792344CF	*SECURITHERM SS therm shower panel (while stk then 792344DP)	917.89
792344DP	SECURITHERM SS therm shower panel top inlets, rain effect	911.17
792350	SECURITHERM therm sh panel, alu, conc inlet, h/set + firm head	809.70
792354	SECURITHERM st steel therm sh panel back inlets + handspray	917.89
792354CF	*SECURITHERM SS therm shower panel (while stk then 792354DP)	917.89
792354DP	SECURITHERM SS therm shower panel back inlets, rain effect	911.17
792380	SECURITHERM therm alu sh panel hidden inlets handset + fix	805.81
79239015	SECURITHERM alu shower panel top inlets Ø15 handset + fix	812.91
79240015	SECURITHERM therm alu sh panel 6V battery-op top inlets Ø15	871.51
792403	SECURITHERM st steel therm sh panel 6V battery-op top inlets	1,009.68
792403CF	*SECURITHERM SS therm sh panel (while stock then 792403DP)	1,009.68
792403DP	SECURITHERM SS therm sh panel battery top inlets rain effect	1,000.72
79240415	SECURITHERM SS therm sh panel 6V batt-op top inlets Ø15 soap	1,063.61
792404CF	*SECURITHERM SS therm sh panel (while stock then 792404DP)	1,044.09
792404DP	SECURITHERM SS therm sh panel batt top inlets DS rain effect	1,034.30
792406	Replaced by 792404	-
792410UK	SECURITHERM therm alu shower panel UK 6V batt-op back inlets	871.51
792413	SECURITHERM st steel therm sh panel 6V batt-op back inlet	1,009.68
792413CF	*SECURITHERM SS therm shower panel (while stk then 792413DP)	1,009.68
792413DP	SECURITHERM therm sh panel battery back inlets, rain effect	1,000.72
792414	SECURITHERM SS therm sh panel 6V batt-op back inlets + soap	1,044.09
792414CF	*SECURITHERM SS therm shower panel (while stk then 792414DP)	1,044.09
792414DP	SECURITHERM therm sh panel batt back inlets DS, rain effect	1,034.30
792416	*SECURITHERM therm shower panel (while stock then 792414)	1,181.68
792452	SECURITHERM elec therm shower recessed waterproof kit 2/2	655.81
792459	SECURITHERM elect therm sh mix rec +ROUND waterproof kit 2/2	739.76
792504	SECURITHERM st st therm shower panel 230/6V top inlet +soap	1,069.35
792514	SECURITHERM SS therm shower panel 230/6V back inlets + soap	1,069.35
792BOX	Waterproof recessed control unit for therm shower kit 1/2	181.03
794000	TEMPOMIX 3 basin mixer F3/8" ~7sec time flow with stopcocks	217.99
79400015	TEMPOMIX 3 basin mix M1/2" ~7sec time flow + stopcock Ø15	224.89
79400015LD	TEMPOMIX 3 basin mixer M1/2" ~7 sec., 1.5 lpm + stopcock Ø15	227.94
794000LD	TEMPOMIX 3 basin mixer F3/8" ~7 seconds, 1.5 lpm + stopcock	221.04
794050	TEMPOMIX 3 basin mixer M1/2" recessed ~7 sec spout L. 110	271.76
794050LD	TEMPOMIX 3 rec. basin mixer M1/2" ~7 sec, 1.5 lpm - L. 110mm	274.83
794055	TEMPOMIX 3 basin mixer M1/2" recessed ~7 sec spout L. 190	310.21
794055LD	TEMPOMIX 3 rec. basin mixer M1/2" ~7 sec, 1.5 lpm - L. 190mm	313.26
794100	TEMPOMIX 3 basin mixer F3/8" ~7sec time flow	206.53
794100LD	TEMPOMIX 3 time flow mixer F3/8" ~7 seconds, 1.5 lpm	209.58

REF.	DESCRIPTION	£ **
794150	TEMPOMIX 3 basin mix F3/8" cross wall 150 ~7 sec spout L.110	206.53
794150LD	TEMPOMIX 3 c-wall mixer F3/8" 150mm, ~7 sec, 1.5 lpm - L.110	209.58
794155	TEMPOMIX 3 basin mix F3/8" cross wall 150 ~7 sec spout L.190	244.39
794155LD	TEMPOMIX 3 c-wall mixer F3/8" 150mm, ~7 sec, 1.5 lpm - L.190	247.44
794160	TEMPOMIX 3 basin F3/8" cross wall 150 ~7 sec +stopcock L.110	217.99
794160LD	TEMPOMIX 3 cwall mix F3/8" 150 7sec 1.5 lpm stopcock - L.110	221.04
794165	TEMPOMIX 3 basin F3/8" cross wall 150 ~7 sec +stopcock L.190	255.87
794165LD	TEMPOMIX 3 cwall mix F3/8" 150 7sec 1.5 lpm stopcock - L.190	258.92
794200	Recessed TEMPOMIX 3 basin mixer L.110 kit 2/2 (+794BOX3)	246.26
794218	TEMPOMIX 3 rec waterproof shower mixer kit 2/2 (+794BOX)	174.39
794219	TEMPOMIX 3 rec waterproof shower kit 2/2 + ROUND (+794BOX)	258.35
794250	Recessed TEMPOMIX 3 basin mixer L.190 kit 2/2 (+794BOX3)	257.45
794350	TEMPOMIX 3 basin M1/2" exp mix 7sec c-c 150 swivel spt L.150	286.84
794360	TEMPOMIX 3 basin M1/2" exp mixer 7sec c-c 150 fixed spt L.150	286.84
794370	TEMPOMIX 3 basin M1/2" exp mixer ~7 sec c-c 150 short spout	263.88
794400	TEMPOMIX 3 shower M3/4" exp mixer ~30 sec c-c 150 top outlet	240.95
794450	TEMPOMIX 3 shower kit M3/4" exposed mixer ~30 sec c-c 150	379.04
794470	TEMPOMIX 3 shower M1/2" exp mixer ~30 sec c-c 150 btm outlet	246.69
794BOX1	Rec waterproof box for TEMPOMIX 3 shower top inlet kit 1/2	252.43
794BOX2	Replaced by 794BOX1	-
794BOX3	Recessed waterproof box for TEMPOMIX 3 basin mixer - kit 1/2	252.43
794PLAQ	Wall plate for TEMPOMIX 3 recessed shower	85.23
794PLAQ11	Wall plate for TEMPOMIX 3 recessed basin mixer spout L.110mm	174.35
794PLAQ19	Wall plate for TEMPOMIX 3 recessed basin mixer spout L.190mm	174.35
79500015	TEMPOMIX basin mixer M1/2" Ø15 ~7sec + stopcocks	216.30
795209	TEMPOMIX c-wall 220 basin mixer kit M3/4" ~7sec time flow	372.71
796000	TEMPOMIX wall mtd basin mixer M3/4" ~7 sec with fixed spout	226.35
796000CXL	Replaced by 796000	-
796209	TEMPOMIX c-wall 220 shower mixer kit M3/4" ~30sec + ROUND	396.09
796838	TEMPOMIX wall mtd basin mix M1/2" ~7sec fix spout+ang unions	273.63
798152	TEMPOMIX wall mounted basin mixer M3/4" ~7sec swivel spout	236.41
798152CXL	*TEMPOMIX w-mtd basin mix M3/4" CXL (while stock then 798152)	283.63
801	Single jet shower kit with bar Ø22	57.45
803	5 jet shower kit with bar Ø25	99.11
806	Single jet shower kit with bar Ø25	83.95
806794	Union M1/2" F3/4" for flexible with TEMPOMIX 3 shower	9.64
807792	Removable push-fit rapid STOP connector FM1/2" for sh panel	55.90
809B.25P	25 x blue disposable shower kits	197.33
809Y.25P	25 x yellow disposable shower kits	197.33
810	Replaced by 811	-
811	Single jet shower head M1/2" chrome Ø70, scale resistant	13.77
811315	St steel flexible union FF1/2" L300	12.51
811610.2P	2 x Copper tails M10 x 1 L365mm	39.14
811611.2P	2 x Copper tails M11 x 1 L365mm	39.14
811612.2P	2 x Copper tails M10 x 1 L385mm	60.32
813	5 jet shower head M1/2" chrome Ø100, scale resistant	36.06
815	Single jet shower head M1/2" Ø100, scale resistant	22.38
816	Twin jet shower head M1/2" with inverter, scale resistant	40.92
820	Chrome rail Ø22 can be cut, with soap dish 620mm centres	35.04
820022	Push-fit connector F22/100 for BIOFIL cartridge A	23.30
820023	Push-fit union M1/2" for BIOFIL cartridge A and shower head	23.30
820024	Push-fit connector M24/100 for BIOFIL cartridge A	23.30
820025	Push-fit connector M24/125 for BIOFIL cartridge A	23.30
820026	Push-fit connector M16.5x100 for BIOFIL cartridge A	23.30
820122	Push-fit connector F22/100 for BIOFIL cartridge P	29.12
820124	Push-fit connector M24/100 for BIOFIL cartridge P	29.12
820126	Push-fit connector M16.5x100 for BIOFIL cartridge P	29.12
821	Chrome rail Ø25 can be cut, with soap dish 540mm centres	49.19
822115	Extension union MF1/2" L100 Ø24 chromed for wall mtd taps	17.07
822516	Extension union MF1/2" L50 Ø26 chromed for wall mounted taps	14.30
824800	Reinforced plate Ø80 4 screws wall mtd TEMPOMIX, TEMPOSOFT	25.76
825015	Inline stopcock union nickel plated MF1/2" L35	11.84

References prefixed by * are available while stocks last. References are listed in ascending alphanumerical order.

** Price excludes VAT.

REF.	DESCRIPTION	£ **	REF.	DESCRIPTION	£ **
825215	Inline stopcock union MF 1/2" L70 retractable straight nut	27.21	923024	BIOSAFE outlet with collar M24x100, 5L	6.26
825216	Discontinued	-	923024.50P	50 x BIOSAFE outlet with collar M24x100, 5L	223.73
826315	Back-nut F 1/2" 4mm thick with 3 screws and washer	8.36	925616.2P	2 x Scale-resistant aerators M16.5/100	12.41
827032	Inlet socket union for squat WC Ø28/32	23.81	925622.2P	2 x Scale proof aerators F22/100 + eco washer	12.47
829	*Shower head retaining collar (while stock then 830)	6.79	925624.2P	2 x Scale proof aerators M24/100 + eco washer	12.47
830	Shower head retaining collar for bars Ø 25-35mm	6.02	925716.2P	2 x ECO aerators 1.5 lpm - M16.5/100	15.10
830T1	Black polyamide flexible shower hose L1.5m	18.88	925724.2P	2 x ECO aerators 1.5 lpm - M24/100	10.64
832T1	Reinforced metal flexible shower hose double interlock L1.5m	24.09	927005.5P	5 x Flow-rate regulator 5-6 lpm FM1/2"	57.33
833T1	Replaced by 835T1	-	927015.5P	5 x Flow-rate regulator 10 lpm FM1/2"	57.33
834T1	Metalloplastic BIOCOLOR PVC smooth flexible hose L1.5 m	18.54	941120	Wall mounted fixed L-shaped spout M1/2" L120 - H60 adj FS	36.83
834T2	Metalloplastic BIOCOLOR PVC smooth flexible hose L2.00 m	20.14	941922	Wall mtd L-shaped spout for panels 1-10mm M1/2" L120 H60 FS	44.53
834T3	Metalloplastic BIOCOLOR PVC smooth flexible hose L0.85 m	16.64	942040	Spout for cross wall 30mm M1/2" L75 flow straightener	57.37
834T4	Metalloplastic BIOCOLOR PVC smooth flexible hose L1.2 m	17.42	942200	Spout for cross wall 230mm M1/2" L75 flow straightener	70.52
835T1	Black nylon flexible for sink hand spray L1.5m	23.50	943200	Under spout L200 F3/4"	56.92
836015	Elbow wall union with stopcock MF 1/2" L30 H30	38.30	943200100	Tubular swivel under spout Ø22 L200mm, nut 3/4"	64.27
836020	Elbow wall union with stopcock M1/2" F3/4" L30 H30	38.75	943200100M	Tubular swivel spout Ø22, H.105 L.200mm nut 3/4" (for 2519)	68.42
836215	Elbow wall union with stopcock MF 1/2" L20 H30	38.30	943200110	Tubular swivel under spout Ø22 L200mm, nut 3/4" and brass FS	68.42
836T1	Reinforced PVC SILVER flexible shower hose L1.5m	23.50	943300110	Tubular swivel under spout Ø22 H.80 L.300mm, nut 3/4"	100.90
836T3	Reinforced PVC SILVER flexible shower hose L0.85m	21.26	947085	Discontinued	-
837T4	Transparent flexible hose L 1.60m for retracting hand spray	33.58	947120	Wall mounted fixed spout M1/2" L.110 H16 Ø32 adjustable FS	60.87
838015	Elbow wall union MF 1/2" L30 H27	26.78	947135	Wall mtd fixed spout M1/2" L120 H16 Ø32 adj FS + plate Ø60	70.96
838020	Elbow wall union M1/2" F3/4" L30 H29	28.18	947151	Fixed spout for walls 165mm M1/2" L120 Ø32 adjustable FS	98.34
840	Replaced by 845	-	947157	Fixed spout for walls 165mm M1/2" L170 Ø32 adjustable FS	118.41
841315	Chromed backplate elbow MF 1/2" with stud nut Ø14	31.17	947170	Wall mounted fixed spout M1/2" L160 H16 Ø32 adjustable FS	78.31
845	Adjustable shower head holder chrome	13.16	947185	*Wall mtd spt M1/2 L170 H16 Ø32 plate Ø60(whl stk thn947170)	87.63
845527.2P	2 x Fastfix Connector for walls for pipes Ø15 M3/4"	22.55	947200	Fixed under spout L.200mm F3/4"	52.40
846815.2P	Discontinued	-	963150125F	Swivelling tubular over spout Ø 22, H.115 L.150 nut 3/4"	61.17
847327.2P	Replaced by 855755UK.2P	-	963150923F	Tube swivel spout Ø22 BIOSAFE open flow outlet H110 L150mm	68.87
850	Shelf for dual control thermostatic shower mixers	34.41	963200145F	Tubular swivel overspout Ø22, H.135 L.200mm nut 3/4"	65.84
855027.2P	*2 x offset S/P unions (while stock then 855755UK.2P)	48.13	963200245F	Tubular swivel overspout Ø22, H.230 L.200mm nut 3/4"	67.77
855755UK.2P	2 x STOP/CHECK unions M1/2"-M3/4" inline	68.70	963200923F	Tube swivel spout Ø22 BIOSAFE open flow outlet H130 L200mm	81.38
856027.2P	2 x S union M1/2" M3/4" with cover plate, offset 12mm	29.51	963300145F	Tubular swivelling overspout Ø22, H.130 L.300mm, nut 3/4"	83.42
856127.2P	2 x S union M1/2" M3/4" with cover plate, offset 11mm	16.52	963300245F	Tubular swivel overspout Ø22, H.230 L.300mm, nut 3/4"	85.94
856794.2P	2 x S union M1/2" M3/4" with cover plate, offset 11mm	25.88	963300245G	Swan neck overspout Ø22 L300 nut 3/4" + brass FS	89.42
857027.2P	2 x S union M1/2" M3/4" with cover plate, offset 21mm	49.37	963300923F	Tubular swivelling spout Ø22, BIOSAFE outlet, H230 L300	100.15
865127.2P	2 x Pillar unions M1/2" M3/4", without nut H64	43.18	966230	Telescopic swivel spout F3/4" L200-290mm	70.48
868121	Wall mounted elbow outlet MM1/2" H33 for shower	33.56	966380	Telescopic swivel spout F3/4" L300-470mm	84.56
870027.2P	2 x Deluxe pillar unions M1/2" M3/4", H70 Ø14	73.43	967152	Swivel swan neck spout M1/2" L150 H120 adj flow straightener	39.48
874220.2P	2 x Elbow union FF3/4" with captive nut	53.36	967202	Swivel swan neck spout M1/2" L200 H200 adj flow straightener	41.62
880	Auto-draining device for shower mixers	32.09	969024.2P	2 x Spout reducer M1/2", M24/100	15.24
88CH5	Ceiling mtd shower head F1/2" chromed brass 5 rings	30.83	981142	Fixed cast spout M1/2" L140 H120 adj flow straightener	80.90
9102	Wall mounted safety eye wash with bowl	364.75	983615	*ECONOMIX 15/3 thermostatic mixing valve (while stock)	160.47
9108	Horizontal safety wall mounted shower	178.89	983622	*ECONOMIX 22/3 thermostatic mixing valve (while stock)	178.02
9120C	Wall-mounted single spray eye wash + identification sign	145.92	990123	2 x Lithium batteries 3V type 123A for elect unit 495446BC	17.36
9121	Wall-mounted dual spray eye wash + identification sign	160.47	990223	Lithium battery 6V type 223 for units 479446, 490446, 492446	19.51
9140C	Deck-mounted single spray eye wash + identification sign	191.12	993615	*ECONOMIX 15/3 Combi thermostatic mixing valve (while stock)	190.64
9141	Deck-mounted dual spray eye wash + identification sign	218.66	993622	* ECONOMIX 22/3 Combi thermostatic mixing (while stock)	229.18
91AA75	Safety aerator covers for eye wash	7.20	999049	4 x Vandal proof screws TORX M5x25 + pegs	6.67
9201	Safety free standing eye wash with bowl	590.95	A22D75	Safety aerator F22/100 for eye wash	15.81
9203	Safety free standing eye wash and shower combination	868.15	A22LY75	Safety aerator F22/100 for eye wash	15.81
921022.2P	2 x Star shaped flow straightener F22/100	7.73	BA9915	2 x 15mm Combi angled inlet assembly	71.64
921022.50P	50 x Star shaped flow straightener F22/100	165.26	BA9922	Discontinued	-
921024.2P	2 x Star shaped flow straightener M24/100	7.73	BJ13V	Flow straightener Ø13 in Hostaform®	1.50
921024.50P	50 x Star shaped flow straightener M24/100	165.26	C151AH75	2 x Connectors with non-return valve FM3/8"	18.82
922016.2P	2 x Flow straightener M16.5/100	7.20	C282025	2.5mm Allen key to adjust flow rate on Eco flow straightener	9.76
922022.2P	2 x Eco flow straightener adjustable flow rate F22/100	8.81	C291AH75	2 x Connectors with non-return valves FM1/2"	22.59
922024.2P	2 x Eco flow straightener adjustable flow rate M24/100	8.81	C355AA75	Discontinued	-
9225	Safety shower head	50.33	CEL378150V	Detector + L1.50m cable for BINOPTIC, TEMPOMATIC 2	79.21
922640	BIOSAFE outlet with flow straightener holder and flat seal	7.79	CEL378499V	Detector + L5m cable for BINOPTIC, TEMPOMATIC 2	133.24
923016.2P	2 x BIOSAFE outlets M16.5/100	7.20	CEL378V	Detector + L0.70m cable for BINOPTIC, TEMPOMATIC 2	61.76
923022	BIOSAFE outlet with collar F22x100, 5L	6.26	CF	*Adjustable nozzle M24x1.25 - 10 lpm (while stock then DP)	9.60
923022.50P	50 x BIOSAFE outlet with collar F22x100, 5L	223.73	CPP32P	Solid cover plate Ø72 UltraPolish polished stainless steel	12.32

References prefixed by * are available while stocks last. References are listed in ascending alphanumerical order.

** Price excludes VAT.

REF.	DESCRIPTION	£ **
CPP32S	Solid cover plate Ø72 UltraSatin stainless steel satin	12.32
CXL	Control CXL metal for TEMPOMIX basin + shower	47.70
D2553	Pillar tap M1/2" with Long-Life valve head H190 L150	115.31
D273015	Deck mounted tap MM1/2"	67.10
D275058	Bed pan push button operated hand spray with stopcock	164.58
D275059	Oven cleaner w. push button, food grade reinforced hose L125	158.93
D275065	Bed pan trigger hand spray with flow straightener, stopcock	197.27
D275150	Wall mounted tap M1/2" with swivel spout L150	62.31
D275200	Wall mounted tap M1/2" with swivel spout L200	64.72
D276020	Wall mounted tap for washing machines M1/2", M3/4"	35.94
DOCMEXP1	DOC M Exposed shower pack white epoxy coated	1,579.35
DOCMEXP2	DOC M Exposed shower pack blue epoxy coated	1,579.35
DOCMREC1	DOC M Recessed shower pack white epoxy coated	1,937.35
DOCMREC2	DOC M Recessed shower pack blue epoxy coated	1,937.35
DP	Rain effect comfort diffuser, vandal proof, M24x1.25	15.67
FLEXPEX2	2 x PEX Flexible connector M10x1 F3/8" L.412mm	40.86
FLEXPEX3	2 x PEX flexible connector M10x1 F3/8" L525mm	46.68
FLEXPEX4	2 x PEX flexible connector M10x1 F3/8" L660mm	57.51
FLEXPEX6	2 x PEX flexibles, rotating L.467mm	48.13
G6432	White wall-mtd pre-rinse mixer + hand spray 433000, bib tap	606.62
G6433	White wall-mtd pre-rinse mixer +hand spray 433000 no bib tap	478.32
G6532	White pre-rinse twin hole mix c-c 150, spray 433000 bib tap	667.74
G6533	Pre-rinse twin hole mix c-c 150 + spray 433000 no bib tap	539.46
G65602	Deck mtd mixer 100-240 c-c vlv head controls spout L200 H250mm	261.67
G65603	Deck mtd mixer 100-240 c-c vlv head controls spout L300 H340mm	287.86
G6632	White pre-rinse set with mixer + hand spray 433000, bib tap	639.02
G6633	White pre-rinse with mixer + hand spray 433000 no bib tap	510.78
G66452	Single hole mixer 45lpm, swivel spout L200mm, control knobs	204.76
G66453	Single hole mixer 45lpm, swivel spout L300mm, control knobs	226.54
G6649	Single hole mixer F3/8" for pre rinse valves	165.83
G6679	Wall mtd mixer valve head control + telesc spout L200-290mm	203.21
G6732	White wall-mtd pre-rinse mixer +hand spray 433003, bib tap	640.20
G6733	White wall-mtd pre-rinse mixer +hand spray 433003 no bib tap	511.90
G6832	White pre-rinse twin hole mix c-c 150, spray 433003 bib tap	701.32
G6833	Pre-rinse twin hole mix c-c 150 + spray 433003 no bib tap	573.04
G6932	White pre-rinse with mixer + hand spray 433003, bib tap	672.60
G6933	White pre-rinse with mixer + hand spray 433003, no bib tap	544.36
GR	*Rain effect spray grid M24x1.25 (while stk then DP)	20.98
H9600	SECURITHERM thermostatic sequential basin mixer H85 L120	309.00
H960015	SECURITHERM sequential basin mixer H85 L120, lever L146 15mm	311.06
H960015L	SECURITHERM sequential basin mixer H85 L120, lever L100 15mm	309.00
H9600610	SECURITHERM seq basin mixer H85 L120 lever L146 copper tails	339.90
H9600610L	SECURITHERM seq basin mixer H85 L120 lever L100 copper tails	337.84
H9605	SECURITHERM therm sequential BIOCLIP basin mixer H85 L120mm	350.20
H960515	SECURITHERM seq BIOCLIP basin mixer H.85 L.120 L.146, 15mm	352.26
H960515L	SECURITHERM seq BIOCLIP basin mixer H.85 L.120 L.100, 15mm	350.20
H9605610	SECURITHERM seq BIOCLIP basin mix H85 L120 lever L146 copper	381.10
H9605610L	SECURITHERM seq BIOCLIP basin mix H85 L120 lever L100 copper	379.04
H9611P	SECURITHERM seq sink mix SS BIOCLIP spout c-c 150 inline SC	451.86
H9612	SECURITHERM therm sink mixer swl spt/ret spray, short lever	390.13
H9613	SECURITHERM therm sink mixer +column with retracting handset	407.59
H9614P	SECURITHERM seq mixer st BIOCLIP spout c-c 200 inline SC	451.02
H9615	SECURITHERM therm seq mixer st steel BIOCLIP spout w columns	513.97
H963015	SECURITHERM therm seq shower mixer btm outlet inline SC, 15mm	304.89
H9630HYG	Auto-drain shower kit with therm seq mixer H9630, offset SC	381.10
H9630KIT	Shower kit with therm sequential mixer H9630, offset SC	381.10
H9630SHYG	Auto-drain shower kit with therm seq mixer H9630S offset std	355.35
H9630SKIT	Shower kit with therm sequential mixer H9630S, offset std	355.35
H9632	SECURITHERM seq recessed waterproof shower kit 2/2 (+790BOX)	314.15
H9634	SECURITHERM thermostatic sequential shower panel back inlets	740.03
H9635	SECURITHERM therm seq shower panel back inlets + handset	838.70
H9636	SECURITHERM sequential shower panel flexi inlets w. handset	838.70

REF.	DESCRIPTION	£ **
H963615	SECURITHERM sequential shower panel copper inlets w. handset	845.17
H9637	Replaced by H9636/H9639	-
H9638	Replaced by H9636/H9639	-
H9639	SECURITHERM sequential shower panel flexible inlets	740.03
H963915	SECURITHERM sequential shower panel copper inlets Ø15	745.87
H964015	SECURITHERM therm seq shower mixer top outlet inline SC, 15mm	304.89
H964115	SECURITHERM thermostatic sequential exposed shower kit, 15mm	520.49
H9642	Remote therm sequential sink mixer for retracting hand spray	259.71
H9716	SECURITHERM therm sink mixer with swivelling spout H225 L200	352.60
H9719P	Replaced by H9611P	-
H9726	SECURITHERM thermostatic basin mixer swivel spout H205 L150mm	391.29
H9739	SECURITHERM thermostatic shower mixer, offset SC	288.71
H9739HYG	Auto-drain shower kit with therm mixer H9739, offset SC	355.21
H9739KIT	Shower kit with thermostatic mixer H9739, offset SC	390.15
H9739S	SECURITHERM thermostatic shower mixer, offset std	257.27
H9739SHYG	Auto-drain shower kit with therm mixer H9739S, offset std	311.16
H9739SKIT	Shower kit with thermostatic mixer H9739S, offset std	346.09
H9741HYG	AD shower kit with Securitouch therm mixer H9741, offset SC	355.35
H9741KIT	Shower kit with Securitouch therm mixer H9741, offset SC	355.35
H9741SHYG	AD shower kit with Securitouch therm mixer H9741S offset std	327.54
H9741SKIT	Shower kit with Securitouch therm mixer H9741S, offset std	327.54
H9741TP	SECURITHERM therm Securitouch shower mixer inline, SC TMV3	290.46
H9752P	SECURITHERM therm Securitouch shower bath mixer, inline SC	436.00
H9769	SECURITHERM thermostatic BIOSAFE shower mixer, offset SC	300.46
H9769HYG	AD shower kit with Securitouch therm mixer H9769, offset SC	358.69
H9769KIT	Shower kit with Securitouch therm mixer H9769, offset SC	393.63
H9769S	SECURITHERM thermostatic BIOSAFE shower mixer, offset std	267.85
H9769SHYG	AD shower kit with Securitouch therm mixer H9769S offset std	326.08
H9769SKIT	Shower kit with Securitouch therm mixer H9769S, offset std	361.03
KB182N	Discontinued	-
KB7007	BINECO maintenance kit for basin/urinal ~7sec time flow	17.09
KB7015	BINECO maintenance kit for basin 15sec time flow	17.09
KB7025	BINECO maintenance kit for shower ~25sec time flow	17.09
KBP311N	BINECO maintenance kit for shower starter and fountain 83-84	10.25
LH	Long lever LH	42.55
N009AG75	Ceramic cartridge Ø40 with base plate and flow rate limiter	33.58
N109AG75	Ceramic cartridge Ø40 with base plate, no flow rate limiter	29.77
N148AA75	Ceramic cartridge Ø40 no base, no flow rate limiter	28.73
N201AG75	Ceramic cartridge Ø40 no base flow limiter for elec. models	64.15
N222	Ceramic cartridge Ø35 with base, with flow rate regulator	33.58
N243	Ø35mm ceramic sequential cartridge with base	44.77
N243I	Sequential Ø 35mm ceramic cartridge with base + link	52.40
N248AA75	Ceramic cartridge Ø40 no base with flow rate limiter	33.58
N252	Ceramic pressure balancing EP cartridge Ø40 with base plate	86.25
N262	Ceramic cartridge Ø35 with EP Pressure Balancing	78.21
N421AJ75	Thermostatic cartridge 1/2" NF	169.33
N434AH75	Cartridge Ø35 without base plate for 3020, 2303 & 2312 range	33.58
N96	*SECURITHERM therm cart H9610/14P/11 (while stk then N961)	164.40
N960	SECURITHERM therm cartridge for sinks H960X (after 01/2020)	164.40
N961	SECURITHERM therm cart for sinks H961X (after 01/2020)	164.40
N963	SECURITHERM therm cart for showers H9630/40 (after 01/2020)	164.40
N9630	Replaced by N963	-
N96L	*SECURITHERM therm cart for H9600/05 (while stock then N960)	164.40
N9719	Discontinued	-
N9726	Thermostatic cartridge for SECURITHERM basin H9726	162.88
N9769	Thermostatic cartridge for SECURITHERM H9769	174.68
N97L	Thermostatic cartridge for SECURITHERM shower H9739/S	143.74
N97LR	Thermostatic cartridge for SECURITHERM shower H9741/52S	143.74
NS262	Ceramic cartridge Ø35 with base plate	33.58
NSB262	Ø35mm ceramic cartridge with base and centering ring	33.58
P120AA75	Guided washer head Ø22.5 + cover (5800 range)	79.45
P271AA85	Valve head 1/4 left turn Hot Water + lever	76.62

References prefixed by * are available while stocks last. References are listed in ascending alphanumerical order.

** Price excludes VAT.

DELABIE

REF.	DESCRIPTION	£ **	REF.	DESCRIPTION	£ **
P272AA85	Valve head 1/4 right turn Cold Water + lever	76.62	P9775	SECURITHERM ceramic head 1/2" 1/4 turn	30.56
P295AA85	Valve head 1/2 left turn Hot Water + lever	76.62	V668AH75	Nameplate for safety shower	28.22
P296AA85	Valve head 1/2 right turn Cold Water + lever	76.62	V669AH75	Nameplate for safety eye wash	28.22
P482AJ75	Ceramic head 1/2" 1/4 right turn	21.96			

References prefixed by * are available while stocks last. References are listed in ascending alphanumerical order.

** Price excludes VAT.

Unless otherwise agreed in writing these conditions constitute the only conditions upon which DELABIE UK Ltd. ("The Company") is willing to supply the goods specified.

The Company does not sell directly to members of the public:

- The price list is provided for guidance only and does not constitute a contract. The wholesalers and installers are free to determine their prices in accordance with current regulations, taking into account their costs, services and warranty costs they bear.
- The Terms and Conditions are valid for all wholesale customers.

For all other professionals (manufacturers, export, etc.) or for any special manufacturing request, please contact us.

ORDERS AND QUOTATIONS:

These will be processed in order of receipt.

We do not accept open orders or orders for call-off.

All orders sent imply acceptance of our general terms and conditions of sale and customers waive any claims that may arise from clauses in their own documentation which may differ.

The customer agrees to these terms from the moment that we receive the order, which cannot be cancelled. Orders are accepted without obligation to deliver the order in full in one delivery.

Our commercial representatives are not authorised to agree additional terms verbally, or to provide verbal guarantees beyond those provided in the written contract. In the event of default or delayed payment, the Company will be entitled to suspend deliveries or cancel existing orders without any claim for damages from the customer. In the event of a change in circumstances of the buyer, we reserve the right to cancel existing orders or to demand payment guarantees.

Our quotes do not amount to specifications; specifiers and professional installers are solely responsible for the choice of products according to their intended use, current regulations and recommended guidelines.

PRICE:

Deliveries are invoiced according to the conditions in place at the date of despatch. Prices are given without guarantee and they may be changed without notice subject to fluctuations in costs, VAT or other taxes, according to the prevailing economic conditions.

Price increases will be announced one month prior to their application, and they apply to quotes and orders in hand. Orders will be despatched free-of-charge for all deliveries within mainland UK, excluding express deliveries.

PAYMENTS:

Unless otherwise stated, prices quoted are ex-works and are exclusive of value added tax. All prices will be subject to any value added tax at the appropriate rate. Payment terms, subject to credit approval and prior agreement, are strictly 30 days from invoice date. According to individual credit conditions and/or insurance requirements the Company reserves the right to request payment in advance of despatch of goods on receipt of order. We do not give discounts for early payment.

The company understands and will exercise its statutory right to claim interest and compensation for debt recovery costs under the Late Payment of Commercial Debts (interest) Act 1998 legislation if invoices are not paid according to agreed credit terms.

In the case of late payment a cash payment may be required, replacing existing conditions.

We will not accept any set-off, only our assets have a legal value.

DELIVERY TIMES:

Despatch dates are indicative only and we shall not be liable for any delay or failure in carrying out our obligations where the delay or failure to deliver is caused by risks of manufacturing or where the cause is beyond our control. Delivery delay will not give rise to compensation payment or goods rejection.

SHIPPING:

Orders are sent to our distributors. We do not deliver to site. The buyer assumes responsibility for carriage and packing costs. The goods are always forwarded at the buyer's own risk, whatever the method of transport, even if the carriage is free and special conditions have been granted. The carrier is solely responsible for their delivery, and in the event of delay, missing items, damage or other dispute, the customer must indicate this via the delivery driver's paperwork (either electronically or in hard copy) AND follow up with written notification sent by recorded delivery within 24 hours. A copy of this letter must be addressed to us.

CLAIMS:

No claim will be allowed where the delay in reporting exceeds 8 days following receipt of the goods. The whole of the delivery cannot be rejected because of partial damages and shortages.

PROPERTY IN GOODS:

Notwithstanding any agreed terms of sale, the goods shall remain the property of the seller until payment is made in full. The failure to meet a payment deadline may result in the reclamation of these goods. The buyer assumes the risks of loss or damage, regardless of the means of delivery, as described in 'DELIVERY TIMES' and 'SHIPPING' above, as well as liability for the damage they might cause.

WARRANTY AND RESPONSIBILITY:

Our products are warranted against any manufacturing defect for a period of 10 years, including electronic controls, excluding other electrical accessories (e.g. hand dryers, etc.) which have a 3-year warranty from the invoice date. This does not apply to products with an expiry date. This warranty is limited to replacement or repair of defective components as determined by our workshops in France but excludes the costs of spoilage, handling and carriage or compensation, whatever they are. We are not responsible for handling charges and the cost of returning products to our workshops.

Disasters or major water damage as a result of manufacturing defects are covered by our product and/or public liability insurance.

Our warranty and responsibility does not include the following:

- installation that does not comply with the technical specification or current recommended guidelines;
- worn parts;
- non-compliance with installation, user and maintenance guides;
- other factors independent of our products' quality, for example: detergents or abrasive cleaning products, the action of hard water, foreign bodies (e.g. gravel, sand, iron filings, scale, etc.), chemical and electrolytic phenomenon;
- lack of supervision, poor storage or poor maintenance;
- product modifications or actions by the customer, or a third party, without our authorisation using non-DELABIE components and/or consumable items.
- products past their expiry date.

The water-tightness of connections, joints and the product housing is the responsibility of the professional responsible for installation, and must be guaranteed by them. Warranty excludes joints, valves, washers and rubber seals. However they would be supplied if the warranty application requires them. Any finishes other than chrome or nickel are also excluded from the warranty. In the event that the product has been discontinued or manufacturing methods have changed and replacements are not available, similar alternative products will be offered. Replacement under warranty will not extend the duration of the original warranty. Legal warranty of latent defects applies in any event.

SPARE PARTS:

Spare parts and mechanisms that are essential to ensure the correct operation of our products will be held in stock for the duration of the guarantee. They are listed at the back of our catalogues.

RETURNS:

Goods may not be returned to us for credit without our prior written approval obtained by the buyer from the Company and they are received in a good state (determined by our goods inwards department). All transportation costs for returned goods must be paid by the buyer. Goods must be returned to our factory* with good protective packaging. Deliveries less than a month old will be refunded at the invoiced price. For deliveries older than one month, a deduction will be made for checking, handling and administration costs. A repair and re-stocking fee will apply where appropriate.

Product returns are not permitted in the following circumstances: discontinued products, specially manufactured products, technical or aesthetic evolution of the product since the date of purchase, scratched or damaged products, products purchased more than one year previously, products with an expiry date. If sent to DELABIE, those products outside the scope of returns will be immediately destroyed/recycled, and will not be returned to the customer.

The schedule of standard deductions is as follows:

- return less than 1 month: refund at invoiced price
- return between 1 and 3 months: deduction of 15%
- return between 3 months and 1 year: deduction of 30%
- return after 1 year: no refund possible.
- return without prior agreement: additional deduction of 5% of the value of the goods with a minimum value of £50 excl. VAT.

* DELABIE S.C.S.
18, rue du Maréchal Foch
80130 Friville Escarbotin – FRANCE

CLEANING - MAINTENANCE:

Clean with slightly soapy water only, using a soft cloth or sponge, rinse and dry thoroughly. Do not use abrasive or chlorine-based products (with a hydrochloric acid base), or dyes.

PHOTOGRAPHS AND DRAWINGS:

All photos, drawings or illustrations are for illustrative purposes only, without contractual obligation, and may be subject to change without notice. We reserve the right to modify designs and dimensions without notice and without recourse. This applies to all references, dimensions, information contained in various documents, catalogues, installation guides, price lists and websites, which can be modified or discontinued at any time without notice.

INTELLECTUAL PROPERTY AND USE OF CONTENT:

The content (including but not limited to the information, text, graphics, data, images, photos, visuals, videos and soundtrack, and the format of all these elements and our catalogues, websites, etc.) are protected under copyright and/or other intellectual property. The contents are the sole property of their respective editors. Any copying, reproduction, use, adaptation, alteration, modification, translation, dissemination, complete or partial, of content, whether they belong to DELABIE UK Limited or a third party which has granted the rights to DELABIE UK Limited, by any means whatsoever, is illegal except for the limiting rights that are granted below, and/or private copying for the exclusive use of the copier. The content presented in our communication and business tools may be subject to change without notice and are provided without warranty of any kind, express or implied, and cannot give rise to any right to compensation. Protected content may be specifically identified by the following copyright notices: © or "All rights reserved".

The names and logos appearing in our catalogues and websites are registered trademarks. These distinctive marks are the exclusive property of DELABIE UK Limited or third parties who have granted the rights to DELABIE UK Limited. Any use, complete or partial reproduction, or imitation of these marks is prohibited without prior express consent of DELABIE UK Limited.

Alteration and modification of the contents or their use for any purpose other than that authorised, constitute an infringement of DELABIE UK Limited's, or a third party's, property rights. With the following limitations, DELABIE UK Limited grants you the right to download and distribute the content:

- where the download function exists
- for non-commercial purposes
- in good faith
- for maintaining the proprietary notices intact, and for the publication or posting of existing content online, if such information is stated. This right should in no way be interpreted as a trademark or copyright license for the aforementioned content.

PERSONAL DATA PROTECTION:

In line with the General Data Protection Regulation (GDPR), DELABIE is doing everything necessary to limit to a bare minimum the collection of personal data, and its conservation and ensure its protection.

DELABIE only uses this data for its own use for purposes of information and commercialisation of its products. It is not, under any circumstances, given to third parties.

The right of access, rectification, removal and opposition to the processing in addition to the limitation and transferability of your data is possible on request to our Data Protection Officer (DPO) at DELABIE via email (dpo@delabie.fr) or recorded delivery with a photocopy of a photo ID to the following address: DELABIE, Hendersson House, Hithercroft Road, Wallingford, OX10 9DG.

TERRITORIAL EXCLUSIVITY:

Our wholesalers are authorised to sell in the UK and its offshore territories. For all other countries, the Company has entered into exclusive agreements with import and distribution companies.

In this context, our UK customers cannot sell our products outside their national borders unless they have express agreement from us.

JURISDICTION:

These terms of business are governed by English and Welsh law. Acceptance of an order in stock constitutes a contract under English and Welsh law. All disputes arising from the contract in connection with these terms shall be subject to the exclusive jurisdiction of the English Court, even if there is an appeal and there are multiple defendants, and regardless of the delivery location or stipulated payment. The Company may vary these terms of business from time to time by giving you reasonable written notice. All clauses to the contrary will be considered void by the mere fact of having dealt with our company.

AVAILABLE CATALOGUES:



DOC 609UK: Water Controls for Public and Commercial Places

DOC 950UK: Accessibility and Independence - Hygienic Accessories for Public and Commercial Places

DOC 900UK: Water Controls for Healthcare Facilities and Retirement Homes

DOC 750UK: Stainless Steel Sanitary Ware

DOC 200UK: Water Controls for Professional Catering



DELABIE

Delabie UK Ltd
Reg No: 1764854 England
Reg Office: Henderson House
Hithercroft Road, Wallingford, Oxon
OX10 9DG



3 456330 144117



DOC 001UK - 11/2019