

## BINOPTIC 2 electronic tap

Ref. 37400015

Mains, deck-mounted, stopcock, H. 170mm

2026 UK public price excluding VAT: £496.81



### DESCRIPTION

**BINOPTIC 2 electronic tap - Ref. 37400015**





Deck-mounted satin electronic basin tap:  
 230/6V mains supply.  
 Reduced stagnation solenoid valve and electronic unit integrated into the body of the tap.  
 Flow rate pre-set at 3 lpm at 3 bar, can be adjusted from 1.4 to 6 lpm.  
 Scale-resistant aerator.  
 Adjustable duty flush (~60 seconds every 24 hours after the last use).  
 Stainless steel tap, 170mm high for semi-recessed basins.  
 Presence detection sensor at the end of the spout optimises detection.  
 PEX flexible with stopcock, filter and conical inlet Ø 15mm.  
 Fixing reinforced by 2 stainless steel rods.  
 Anti-blocking security.  
 Smooth spout interior with low water volume (reduces bacterial development).  
 Set detection distance, duty flush and launch thermal shocks manually.  
 Suitable for people with reduced mobility.  
 30-year warranty.

### TECHNICAL CHARACTERISTICS

**BINOPTIC 2 electronic tap - Ref. 37400015**

Supply	230/6V mains supply
Connector	M½" Ø 15mm
Technology	Electronic
Drop height	170mm
Flow rate	3 lpm
Finish	Satin
Warranty	

### ADVANTAGES

-  Exceptional water savings: 90%
-  Hygiene: no manual contact
-  Anti-bacterial proliferation duty flush
-  LED diagnostic aids

