

BINOPTIC 2 electronic tap

Ref. 375110E

Mains, deck-mounted, H. 250mm, Bluetooth®

2024 UK public price excluding VAT: £570.76


DESCRIPTION

BINOPTIC 2 electronic tap - Ref. 375110E

Deck-mounted chrome-plated electronic basin tap:
230/6V mains supply.
Reduced stagnation solenoid valve and electronic unit integrated into the body of the tap.
Flow rate pre-set at 3 lpm at 3 bar, can be adjusted from 1.4 to 6 lpm.
Scale-resistant aerator.
Adjustable duty flush (~60 seconds every 24 hours after the last use).
Stainless steel tap, 250mm high for countertop basins.
Active, infrared presence detection, sensor at the end of the spout optimises detection.
PEX flexible with filter.
Fixing reinforced by 2 stainless steel rods.
Anti-blocking security.
Smooth interior spout with low water volume (limits bacterial niches).
Set duty flush and launch thermal shocks manually.
Bluetooth® version: advanced settings and operating data download via DELABIE Connect app.
Suitable for people with reduced mobility.
30-year warranty.





TECHNICAL CHARACTERISTICS

BINOPTIC 2 electronic tap - Ref. 375110E

Supply	230/6V mains supply
Connector	M3/8"
Technology	Electronic
Drop height	250mm
Flow rate	3 lpm
Finish	Chrome-plated
Warranty	



ADVANTAGES

-  Total hygiene: no manual contact
-  90% water savings
-  Anti-bacterial proliferation duty flush
-  Easy to configure & monitor operation

