

Recessed mechanical shower mixer

Ref. 2541

Mechanical mixer in a waterproof housing, kit 2/2

2026 UK public price excluding VAT: £229.47



DESCRIPTION

Recessed mechanical shower mixer - Ref. 2541

Mechanical shower mixer which can be recessed; kit 2/2.
Single control mixer with Ø 40mm ceramic cartridge.
Pre-set maximum temperature limiter.
No risk of cross flow between the hot and cold water.
No non-return valves on the inlets.
Thermal shocks are easy to undertake without removing the control lever or shutting off the cold water.
Flow rate regulated at 9 lpm (mixer only), 6 lpm at 3 bar with shower head.
Solid control lever.
Order a shower head to complete.
Bright polished stainless steel cover plate 166 x 166mm.
Mechanical shower mixer ideal for healthcare facilities, retirement and care homes, hospitals and clinics.
Mixer suitable for people with reduced mobility.
Mixer with 30-year warranty.
Order with a waterproof recessing housing ref. 254BOX.

ADVANTAGES



Thermal shock without removing the control lever







Ergonomic: solid lever is easy to grip



Safety: maximum temperature limiter

TECHNICAL CHARACTERISTICS

Recessed mechanical shower mixer - Ref. 2541

Supply	1/2"
Length	166mm
Width	166mm
Flow rate	Flow rate regulated at 9 lpm (mixer only), 6 lpm at 3 bar with shower head
Temperature limiter	Yes
Finish	Chrome-plated brass
Norms	  
Warranty	
Repairability	