

Recessed mechanical shower mixer

Ref. 2541

Mechanical mixer in a waterproof housing, kit 2/2

2026 UK public price excluding VAT: £229.47



DESCRIPTION






Recessed mechanical shower mixer - Ref. 2541

Mechanical shower mixer which can be recessed; kit 2/2.
 Single control mixer with Ø 40mm ceramic cartridge.
 Pre-set maximum temperature limiter.
 No risk of cross flow between the hot and cold water.
 No non-return valves on the inlets.
 Thermal shocks are easy to undertake without removing the control lever or shutting off the cold water.
 Flow rate regulated at 9 lpm (mixer only), 6 lpm at 3 bar with shower head.
 Solid control lever.
 Order a shower head to complete.
 Bright polished stainless steel cover plate 166 x 166mm.
 Mechanical shower mixer ideal for healthcare facilities, retirement and care homes, hospitals and clinics.
 Mixer suitable for people with reduced mobility.
 Mixer with 30-year warranty.
 Order with a waterproof recessing housing ref. 254BOX.

TECHNICAL CHARACTERISTICS

Recessed mechanical shower mixer - Ref. 2541

Supply	1/2"
Length	166mm
Width	166mm
Flow rate	Flow rate regulated at 9 lpm (mixer only), 6 lpm at 3 bar with shower head
Temperature limiter	Yes
Finish	Chrome-plated brass

Norms	  
Warranty	
Repairability	

ADVANTAGES



Thermal shock without removing the control lever



Ergonomic: solid lever is easy to grip



Safety: maximum temperature limiter

