

TEMPOFLUX 3 control plate for WCs

Ref. 763030

Time flow valve with soft-touch operation, AB, recessed

2026 UK public price excluding VAT: £464.70



DESCRIPTION

TEMPOFLUX 3 control plate for WCs - Ref. 763030

Control plate and recessed TEMPOFLUX 3 time flow direct flush valve, kit 2/2: Flush system without cistern: directly connected to pipework.

Black glass plate 205 x 190mm.

Control plate is installed manually via hidden screws.

TEMPOFLUX 3 F $\frac{3}{4}$ " valve compatible compatible with rain water.

Soft-touch operation.

AB anti-blocking system: only flows when push-button is released.

Dual flush 3L/6L can be adjusted to 2L/4L. Rectangular design.

Complies with European standard EN 12541 (acoustic level class II).

Upstream supply pipes: minimum Ø 20mm required at all points (including connectors).

Base flow rate: 1 L/sec at 1 bar dynamic pressure.

Suitable for rimless WC pans and suitable for people with reduced mobility.

30-year warranty.

Order with frame system references 564065DE or 564060DE, or with 763BOX recessed housing.

ADVANTAGES



Soft-touch operation



Direct flush: no standing water






Dual flush 3L/6L



Maintenance made easy with front access

TECHNICAL CHARACTERISTICS

TEMPOFLUX 3 control plate for WCs - Ref. 763030

| | |
|------------|---|
| Connector | F $\frac{3}{4}$ " |
| Technology | Time flow |
| Height | 190mm |
| Width | 205mm |
| Finish | Black glass |
| Norms |   |
| Warranty |  |

