

BLACK BINOPTIC MIX

electronic mixer

Ref. 398MCHB

Mains supply, H. 250mm

2025 UK public price excluding VAT: £697.89





DESCRIPTION

BLACK BINOPTIC MIX electronic mixer - Ref. 398MCHB

Deck-mounted matte black electronic basin mixer:
Independent IP65 electronic control unit.
230/12V mains supply with transformer.
Flow rate pre-set at 3 lpm at 3 bar, can be adjusted from 1.4 - 6 lpm.
Scale-resistant flow straightener.
Adjustable duty flush (pre-set flush 60 seconds every 24 hours after last use).
Active, infrared presence detection, sensor at the end of the spout optimises detection.
Chrome-plated brass body.
Matte black chrome finish
PEX flexibles with filters and solenoid valves M $\frac{3}{8}$ ".
Fixing reinforced by 2 stainless steel rods.
Anti-blocking security.
Spout with smooth interior and low water volume (reduces bacterial development).
Side temperature control with adjustable maximum temperature limiter and long lever.
Drop height 250mm for countertop washbasins.
Suitable for people with reduced mobility.
30-year warranty.

TECHNICAL CHARACTERISTICS

BLACK BINOPTIC MIX electronic mixer - Ref. 398MCHB

Supply	Mains supply 230/12V
Connector	M3/8"
Technology	Electronic
Drop height	250mm
Spout length	185mm
Flow rate	3 lpm
Finish	Matte black chrome
Norms	  
Warranty	



ADVANTAGES



Exceptional water savings: 90%



Hygiene: no manual contact



LED diagnostic aid

