

# Shower riser kit with EP mechanical mixer

Ref. 2239EPKIT

Shower riser rail with pressure-balancing mixer

2024 UK public price excluding VAT: £346.42

## DESCRIPTION

Shower riser kit with EP mechanical mixer - Ref. 2239EPKIT

Shower riser rail with single control mechanical mixer.

- Wall-mounted shower kit with EP shower mixer.
- Ø 40mm ceramic cartridge with pressure-balancing (EP) with pre-set maximum temperature limiter.

Total anti-scalding safety: HW flow rate is reduced if CW supply fails (and vice versa).

Stable temperatures regardless of pressure and flow rate variations.

Flow rate regulated at 9 lpm.

Chrome-plated brass body, operated by a sculptured control lever.

M½" shower outlet with integrated non-return valve.

Mixer with 2 offset STOP/CHECK wall connectors M1/2" M3/4" ideal for hospitals.

Filters and non-return valves.

- Sliding shower head (ref. 811) on chrome-plated riser rail (ref. 820) with soap holder and flexible hose (ref. 834T1).




Shower riser rail ideal for healthcare facilities, nursing homes, hospitals and clinics.

Suitable for people with reduced mobility.

30-year warranty.

## TECHNICAL CHARACTERISTICS

Shower riser kit with EP mechanical mixer - Ref. 2239EPKIT

Connector	M1/2"
Technology	SECURITHERM EP
Width	175mm
Flow rate	9 lpm
Temperature limiter	39°C
Finish	Chrome-plated brass
Norms	ACS  
Warranty	



## ADVANTAGES



HW flow rate reduced if CW fails



Pressure-balancing: stable temperatures



Ergonomic: sculptured lever is easy to grip



Water savings: flow rate regulated at 9 lpm

