

Be-line® T-shaped shower grab bar with sliding vertical rail

Ref. 511944W

Matte white powder-coated aluminium

2025 UK public price excluding VAT: £243.98

DESCRIPTION

Be-line® T-shaped shower grab bar with sliding vertical rail - Ref. 511944W

Be-line® T-shaped grab bar Ø 35mm for showers with sliding vertical rail. Use as a shower rail and to support the user in an upright position. Helps and secures entry and movement in the shower for people with reduced mobility.

Use as a shower rail by adding a shower head holder and/or soap dish. Upright position can be adjusted during installation: can be moved to the left or the right in order to adapt the space (positioning of shower, depth of shower seat...).

Aluminium tube thickness 3mm. Solid aluminium fixing points. Rounded profile Ø 35mm with ergonomic flat front face that prevents rotation for an optimal grip.

Matte white powder-coated aluminium provides a good visual contrast with dark walls.

Uniform surface for easy maintenance and hygiene.

38mm gap between the bar and the wall: minimal space prevents the forearm passing between the bar and the wall, reducing the risk of fracture in case of loss of balance.

Concealed fixings.

Supplied with Ø 8 x 70 mm stainless steel screws for concrete walls.

Dimensions: 1,130 x 500mm.




Tested to over 200kg. Maximum recommended user weight: 135kg.

30-year warranty. CE marked.

TECHNICAL CHARACTERISTICS





Be-line® T-shaped shower grab bar with sliding vertical rail - Ref. 511944W

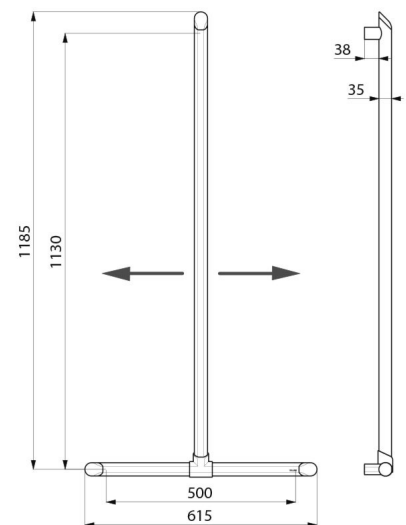
Height	1,130mm
Length	500mm
Diameter	Ø 35mm
Width to the wall	38mm
Thickness	3mm
Finish	Matte white powder-coated aluminium

Norms	 
Warranty	



ADVANTAGES

-  Innovative design suitable for all users
-  Upright position can be adjusted
-  Comfort: ergonomic flat face prevents rotation
-  Tested to over 200kg



Repairability

