

BINOPTIC electronic tap

Ref. 379ENC15

Mains supply, Ø 15mm conical inlets

2025 UK public price excluding VAT: £463.11






DESCRIPTION

BINOPTIC electronic tap - Ref. 379ENC15

Recessed electronic basin tap:
Independent IP65 electronic control unit.
230/12V mains supply with transformer.
Flow rate pre-set at 3 lpm at 3 bar, can be adjusted from 1.4 to 6 lpm.
Scale-resistant flow straightener.
Duty flush (pre-set flush ~60 seconds every 24 hours after last use).
Active, infrared movement detection, sensor at the end of the spout optimises detection.
Filter, solenoid valve and Ø 15mm conical inlet.
Chrome-plated solid brass body.
Chrome-plated spout L. 200mm for recessed installation.
Anti-blocking security.
Spout with a smooth interior and low water volume (limits bacterial niches).
30-year warranty.

TECHNICAL CHARACTERISTICS

BINOPTIC electronic tap - Ref. 379ENC15

Supply	230/12V mains supply
Connector	M1/2" Ø 15mm
Technology	Electronic
Spout length	200mm
Flow rate	3 lpm
Norms	 
Warranty	

ADVANTAGES



Exceptional water savings: 90%



Hygiene: no manual contact



Duty flush limits bacterial proliferation



LED diagnostic aid

