

Mechanical basin mixer

Ref. 2522T

Single hole mechanical mixer with swivelling spout H. 100mm L. 170mm

2025 UK public price excluding VAT: £194.84







DESCRIPTION

Mechanical basin mixer - Ref. 2522T

Deck-mounted mechanical basin mixer.
Single hole mechanical mixer with swivelling spout H. 100mm L. 170mm with hygienic flow straightener.
Spout suitable for fitting a BIOFIL point-of-use filter.
Ø 40mm classic ceramic cartridge with pre-set maximum temperature limiter.
Body and spout with smooth interiors.
Flow rate limited to 5 lpm at 3 bar.
Solid control lever.
PEX flexibles F3/8".
Fixing reinforced by 2 stainless steel rods.
Mechanical mixer ideal for healthcare facilities, retirement and care homes, hospitals and clinics.
Suitable for people with reduced mobility.
Mixer with 30-year warranty.

TECHNICAL CHARACTERISTICS

Mechanical basin mixer - Ref. 2522T

Connector	F3/8"
Height	142mm
Drop height	100mm
Spout length	170mm
Flow rate	5 lpm at 3 bar
Temperature limiter	Yes
Finish	Chrome-plated brass
Norms	ACS  
Warranty	
Repairability	

ADVANTAGES



Hygiene: smooth interior reduces bacteria



Pre-set maximum temperature limiter



Ergonomic: solid control lever for easy grip



User comfort: swivelling spout

