

Wall-mounted twin hole mixer - 60 lpm

Ref. 5647T3

Swivelling over spout L. 300mm

2024 UK public price excluding VAT: £342.31



DESCRIPTION

Wall-mounted twin hole mixer - 60 lpm - Ref. 5647T3

Wall-mounted twin hole mixer with swivelling, tubular over spout Ø 22mm L. 300mm.

Star-shaped flow straightener.

Water-free, guided valve heads with reinforced mechanisms.

Shock-resistant, ergonomic ball levers.

Flow rate 60 lpm at 3 bar achieved within 90°.

Full flow rate 90 lpm at 3 bar.

Spout with smooth interior.

One-piece body and spout made from chrome-plated brass.




M1/2" M3/4" offset connectors supplied with escutcheons.

Suitable for disposal sinks.

30-year warranty.

TECHNICAL CHARACTERISTICS

Wall-mounted twin hole mixer - 60 lpm - Ref. 5647T3

Connector	M1/2"
Spout length	300mm
Flow rate	60 lpm
Width to the wall	57mm
Finish	Chrome-plated brass
Norms	ACS  
Warranty	

ADVANTAGES



Flow rate 60 lpm within first 90°



One-piece body and spout in chrome-plated brass



Helps create clear work surfaces



Spout with smooth interior

