

Wall-mounted twin hole mixer - 60 lpm

Ref. 5647T3

Swivelling over spout L. 300mm

2025 UK public price excluding VAT: £352.57



DESCRIPTION

Wall-mounted twin hole mixer - 60 lpm - Ref. 5647T3

Wall-mounted twin hole mixer with swivelling, tubular over spout Ø 22mm L. 300mm.

Star-shaped flow straightener.

Water-free, guided valve heads with reinforced mechanisms.

Shock-resistant, ergonomic ball levers.

Flow rate 60 lpm at 3 bar achieved within 90°.

Full flow rate 90 lpm at 3 bar.

Spout with smooth interior.

One-piece body and spout made from chrome-plated brass.






M1/2" M3/4" offset connectors supplied with escutcheons.

Suitable for disposal sinks.

30-year warranty.

TECHNICAL CHARACTERISTICS

Wall-mounted twin hole mixer - 60 lpm - Ref. 5647T3

| | |
|-------------------|---|
| Connector | M1/2" |
| Spout length | 300mm |
| Flow rate | 60 lpm |
| Width to the wall | 57mm |
| Finish | Chrome-plated brass |
| Norms |    |
| Warranty |  |
| Repairability |  |

ADVANTAGES



Flow rate 60 lpm within first 90°



One-piece body and spout in chrome-plated brass



Helps create clear work surfaces



Spout with smooth interior

