

Deck-mounted twin hole mixer - 60 lpm

Ref. 5641T3

Swivelling over spout L. 300mm H. 220mm

2024 UK public price excluding VAT: £433.22

DESCRIPTION

Deck-mounted twin hole mixer - 60 lpm - Ref. 5641T3

Deck-mounted twin hole mixer, M1/2" with 150mm centres. Swivelling, tubular spout Ø 22mm H. 220mm L. 300mm with star-shaped flow straightener.

Water-free, guided valve heads with reinforced mechanisms.

Shock-resistant, ergonomic ball levers.

Flow rate 60 lpm at 3 bar achieved within first 90°.

Full flow 90 lpm at 3 bar.

Spout with smooth interior.

One-piece body and spout made from chrome-plated brass.




Reinforced fixings.

Can be installed close to the splashback.

30-year warranty.

TECHNICAL CHARACTERISTICS

Deck-mounted twin hole mixer - 60 lpm - Ref. 5641T3

Connector	M1/2"
Height	300mm
Drop height	220mm
Spout length	300mm
Flow rate	60 lpm within 90°, 90 lpm full flow
Finish	Chrome-plated brass
Norms	ACS  
Warranty	



ADVANTAGES



Flow rate 60 lpm within first 90°



One-piece body and spout in chrome-plated brass



Can be installed close to splashback



Spout with smooth interior

