

# Deck-mounted twin hole mixer - 60 lpm

Ref. 5641T2

Swivelling over spout L. 200mm H.220mm

2024 UK public price excluding VAT: £419.26

## DESCRIPTION

Deck-mounted twin hole mixer - 60 lpm - Ref. 5641T2

Deck-mounted twin hole mixer, M1/2" with 150mm centres. Swivelling, tubular spout Ø 22mm H. 220mm L. 200mm with star-shaped flow straightener.

Water-free, guided valve heads with reinforced mechanisms.

Shock-resistant, ergonomic ball levers.

Flow rate 60 lpm at 3 bar within first 90°.

Full flow 90 lpm at 3 bar.

Spout with smooth interior.

One-piece body and spout made from chrome-plated brass.




Reinforced fixings.

Can be installed close to the splashback.

30-year warranty.

## TECHNICAL CHARACTERISTICS

Deck-mounted twin hole mixer - 60 lpm - Ref. 5641T2

Connector	M1/2"
Height	300mm
Drop height	220mm
Spout length	200mm
Flow rate	60 lpm within 90°, 90 lpm full flow
Finish	Chrome-plated brass
Norms	 ACS 
Warranty	



## ADVANTAGES



Flow rate 60 lpm within first 90°



One-piece body and spout in chrome-plated brass



Can be installed close to splashback



Spout with smooth interior

