

Deck-mounted, swivelling, tubular spout H. 260mm L. 300mm

Ref. 1306T3

Spout H.260 L.300

2025 UK public price excluding VAT: £140.04




DESCRIPTION

Deck-mounted, swivelling, tubular spout H. 260mm L. 300mm - Ref. 1306T3

Swivelling, tubular spout, Ø 22mm, on a M1/2" base.
 Chrome-plated brass spout H. 260mm L. 300mm.
 Smooth interior reduces bacterial development.
 Suitable for fitting a terminal filter.
 Scale-resistant flow straightener.
 30-year warranty.

TECHNICAL CHARACTERISTICS

Deck-mounted, swivelling, tubular spout H. 260mm L. 300mm - Ref. 1306T3

Connector	M1/2"
Height	340mm
Drop height	260mm
Spout length	300mm
Flow rate	3 lpm
Finish	Chrome-plated brass
Norms	ACS 
Warranty	
Repairability	



ADVANTAGES



Hygiene: smooth interior reduces bacteria



Increased resistance: chrome-plated brass spout



Hygiene: scale-resistant flow straightener

