

# TEMPOMATIC WC direct flush valve

Ref. 463150

Direct flush WC valve

2025 UK public price excluding VAT: £853.11







## DESCRIPTION

TEMPOMATIC WC direct flush valve - Ref. 463150

Flush system without cistern: directly connected to pipework.  
Mains supply with 1" solenoid valve.  
230/12V transformer.  
IP65 independent electronic unit.  
For installation on walls  $\leq 160$  mm.  
Shock-resistant infrared presence detection sensor.  
Voluntary activation (when hand is detected  $\sim 4$ cm in front of sensor) or automatic flush when user leaves.  
Time flow  $\sim 7$  seconds, can be adjusted from 3 - 12 seconds.  
Detection distance, flow rate and flush volume can be adjusted.  
Stopcock FF1".  
Vacuum breaker  $\varnothing 32$ mm.  
Connection washer  $\varnothing 32/55$ mm.  
Wall plate flush to the wall.  
Base flow rate: 1 L/sec.  
Suitable for rimless WC pans without flow rate regulation and suitable for people with reduced mobility.  
Threaded rod can be cut to size.  
30-year warranty.

## TECHNICAL CHARACTERISTICS

TEMPOMATIC WC direct flush valve - Ref. 463150

Supply	230/12V mains supply
Connector	1"
Technology	Electronic
Length	160mm
Norms	 
Warranty	
Repairability	

## ADVANTAGES



Total hygiene: operate without manual contact



No cistern: no stagnant water



Voluntary or automatic activation



Cross wall installation

