

TEMPOMATIC direct flush valve

Ref. 463030

Direct flush WC valve

2026 UK public price excluding VAT: £878.71







DESCRIPTION

TEMPOMATIC direct flush valve - Ref. 463030

Flush system without cistern: directly connected to pipework.
 Mains supply with 1" solenoid valve.
 230/12V transformer.
 IP65 independent electronic unit.
 For cross wall installation on walls ≤ 30 mm.
 Shock-resistant infrared presence detection sensor.
 Contactless automatic flush when the user leaves or voluntary activation (when hand is detected ~ 4 cm in front of the sensor).
 Time flow ~ 7 seconds, can be adjusted from 3 - 12 seconds.
 Detection distance, flow rate and flush volume can be adjusted.
 Stopcock FF1".
 Vacuum breaker $\varnothing 32$ mm
 Connection washer $\varnothing 32/55$ mm.
 Wall plate flush to the wall.
 Threaded rod can be cut to size.
 Base flow rate: 1 L/sec at 1 bar dynamic pressure.
 Compatible with rain water.
 Suitable for rimless WC pans without flow rate regulation
 Suitable for people with reduced mobility.
 30-year warranty.

TECHNICAL CHARACTERISTICS

TEMPOMATIC direct flush valve - Ref. 463030

Supply	230/12V mains supply
Connector	1"
Technology	Electronic
Length	30mm
Norms	 
Warranty	
Repairability	

ADVANTAGES



Total hygiene: operate without manual contact



No cistern: no stagnant water



Voluntary or automatic flush



Cross wall installation

