

BINOPTIC electronic tap

Ref. 378015

Mains supply

2026 UK public price excluding VAT: £427.65

DESCRIPTION







BINOPTIC electronic tap - Ref. 378015

Deck-mounted electronic basin tap:
Independent IP65 electronic control unit.
230/12V mains supply with transformer.
Flow rate pre-set at 3 lpm at 3 bar, can be adjusted from 1.4 to 6 lpm.
Scale-resistant flow straightener.
Adjustable duty flush (pre-set flush ~60 seconds every 24hr after last use).
Active, infrared presence detection, sensor at the end of the spout optimises detection.
Chrome-plated brass body.
PEX flexible with filter and solenoid valve M3/8".
Fixing reinforced by 2 stainless steel rods.
Anti-blocking security.
Spout with smooth interior and low volume of water (reduces niches where bacteria can develop).
Suitable for people with reduced mobility.
30-year warranty.

TECHNICAL CHARACTERISTICS





BINOPTIC electronic tap - Ref. 378015

Supply	230/12V mains supply
Connector	M3/8"
Technology	Electronic
Drop height	90mm
Spout length	125mm
Flow rate	3 lpm

Norms	   
Warranty	
Repairability	



ADVANTAGES

-  90% water savings
-  Hygiene: no manual contact
-  Independent IP65 electronic control unit
-  Anti-bacterial proliferation duty flush

