

# Shower kit with mechanical mixer

Ref. 2539SKIT

Mechanical mixer with long lever

2025 UK public price excluding VAT: £258.15

## DESCRIPTION

Shower kit with mechanical mixer - Ref. 2539SKIT




Shower riser rail with mechanical shower mixer:  
 Shower riser kit with shower mixer with Ø 40mm ceramic cartridge.  
 Mixer with pre-set maximum temperature limiter.  
 Flow rate limited to 9 lpm at 3 bar.  
 Chrome-plated brass body with long sculptured lever.  
 M1/2" shower outlet with integrated non-return valve.  
 Mixer with offset standard connectors, M1/2" M3/4".

- Sliding shower head holder (ref. 813 on a chrome-plated riser rail (ref. 821) with soap dish and flexible shower hose (ref. 834T1).
- Shower head retaining collar (ref. 830).

Mixer suitable for healthcare facilities, retirement homes, hospitals and clinics.  
 Mixer suitable for people with reduced mobility.  
 Shower riser rail with 30-year warranty.

## TECHNICAL CHARACTERISTICS

Shower kit with mechanical mixer - Ref. 2539SKIT

Connector	M1/2"
Depth	162mm
Width	175mm
Flow rate	9 lpm
Finish	Chrome-plated brass
Norms	ACS 
Warranty	
Repairability	



## ADVANTAGES



Ergonomic sculptured control lever is easy to grip



Ergonomic: sculptured lever is easy to grip



Water saving: flow rate regulated at 9 lpm

