

# Shower riser rail with mechanical mixer

Ref. 2739KIT

Shower kit with Securitouch mixer with smooth interior

2026 UK public price excluding VAT: £407.77




## DESCRIPTION

Shower riser rail with mechanical mixer - Ref. 2739KIT

Shower riser rail with single control mechanical mixer.  
 Wall-mounted shower kit with shower mixer.  
 • Wall-mounted single control mixer with Securitouch thermal insulation to prevent burns.  
 Ø 40mm ceramic cartridge with pre-set maximum temperature limiter.  
 Body with smooth interior and low water volume.  
 Flow rate regulated at 9 lpm.  
 Chrome-plated brass body and sculptured control lever.  
 M1/2" shower outlet with integrated non-return valve.  
 Mixer with offset STOP/CHECK wall connectors, M1/2" M3/4".  
 • Sliding shower head holder (ref. 813) on a chrome-plated riser rail (ref. 821) with soap dish and flexible shower hose (ref. 836T1).  
 • Shower head retaining collar (ref. 830).  
 Shower riser rail is ideal for healthcare facilities, retirement homes, hospitals and clinics.  
 Mechanical mixer suitable for people with reduced mobility.  
 Mixer with 30-year warranty.

## TECHNICAL CHARACTERISTICS

Shower riser rail with mechanical mixer - Ref. 2739KIT

Connector	M1/2"
Technology	Securitouch shower mixer
Depth	173mm
Width	182mm
Flow rate	9 lpm
Temperature limiter	Yes
Finish	Chrome-plated brass
Norms	ACS 
Warranty	
Repairability	



## ADVANTAGES



Hygiene: smooth interior reduces bacteria



Securitouch thermal insulation prevents burns



Maximum hygiene: low water volume



Ergonomic: sculptured lever is easy to grip

