

Shower riser rail with EP mechanical mixer

Ref. 2739EPKIT

Shower kit with EP Securitouch mixer

2026 UK public price excluding VAT: £474.86

DESCRIPTION

Shower riser rail with EP mechanical mixer - Ref. 2739EPKIT

Shower riser rail with single control mechanical mixer.
Wall-mounted shower kit with SECURITHERM pressure-balancing shower mixer.

- Wall-mounted single control mixer with Securitouch thermal insulation to prevent burns.

Ø 40mm pressure-balancing (EP) ceramic cartridge with pre-set maximum temperature limiter.

Anti-scalding safety: HW flow is reduced if CW supply fails (and vice versa).

Constant temperature regardless of pressure or flow rate variations.

Body with smooth interior and low water volume.

Flow rate regulated at 9 lpm.

Chrome-plated brass body and sculptured control lever.

M1/2" shower outlet with integrated non-return valve.

Mixer with 2 offset STOP/CHECK wall connectors, M1/2" M3/4".

Filters and non-return valves.

- Sliding shower head holder (ref. 813) on a chrome-plated riser rail (ref. 821) with soap dish and flexible shower hose (ref. 836T1).

- Shower head retaining collar (ref. 830).



Mixer ideal for healthcare facilities, retirement homes, hospitals and clinics.

Mechanical mixer suitable for people with reduced mobility.

Mixer with 30-year warranty.

TECHNICAL CHARACTERISTICS

Shower riser rail with EP mechanical mixer - Ref. 2739EPKIT

Connector	M1/2"
Technology	SECURITHERM EP mechanical mixer
Depth	188mm
Width	182mm
Flow rate	9 lpm
Temperature limiter	Yes
Finish	Chrome-plated brass
Norms	ACS 
Warranty	



ADVANTAGES



HW flow rate reduced if CW fails



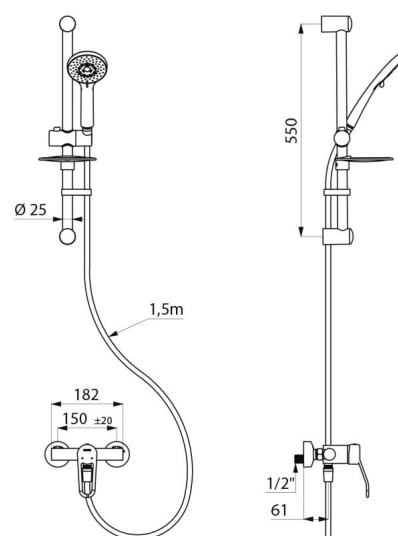
Pressure-balancing: limits temperature variations



Securitouch thermal insulation prevents burns



Ergonomic: sculptured lever is easy to grip



Repairability

