

Mechanical shower mixer

Ref. 2539S

Wall-mounted single control mixer, sculptured lever

2024 UK public price excluding VAT: £162.40



DESCRIPTION

Mechanical shower mixer - Ref. 2539S

Wall-mounted single control mechanical shower mixer.
Ø 40mm classic ceramic cartridge and pre-set maximum temperature limiter.
Flow rate regulated at 9 lpm.
Chrome-plated brass body and sculptured control lever.
M1/2" bottom outlet with integrated non-return valve.
Wall-mounted mixer with offset standard connectors, M1/2" M3/4".
Mechanical mixer ideal for healthcare facilities, retirement and care homes, hospitals and clinics.
Shower mixer suitable for people with reduced mobility.
Mixer with 30-year warranty.

ADVANTAGES



Pre-set maximum temperature limiter






Ergonomic: sculptured lever is easy to grip



Water savings: flow rate regulated at 9 lpm

TECHNICAL CHARACTERISTICS

Mechanical shower mixer - Ref. 2539S

Connector	M1/2"
Flow rate	9 lpm
Temperature limiter	Yes
Finish	Chrome-plated brass
Norms	ACS  
Warranty	
Repairability	