

Mechanical sink mixer

Ref. 2519L

Wall-mounted mixer with swivelling spout L. 200, Hygiene lever L. 150

2026 UK public price excluding VAT: £315.25








DESCRIPTION

Mechanical sink mixer - Ref. 2519L

Wall-mounted mechanical sink mixer.
 Wall-mounted mixer with swivelling, tubular spout L. 200mm with smooth interior (reduces bacterial development).
 No risk of cross flow between the hot and cold water.
 No non-return valves on the inlets.
 Auto-draining under-spout Ø 22mm with star-shaped, brass flow straightener.
 Ø 40mm standard ceramic cartridge with pre-set maximum temperature limiter.
 Flow rate 26 lpm at 3 bar.
 Hygiene control lever L. 150mm.
 Mixer with 150mm centres supplied with offset STOP/CHECK wall connectors, M1/2" M3/4", suitable for hospitals.
 Mechanical mixer ideal for healthcare facilities, retirement and care homes, hospitals and clinics.
 Mixer with 30-year warranty.

TECHNICAL CHARACTERISTICS

Mechanical sink mixer - Ref. 2519L

Connector	M1/2"
Spout length	200mm
Flow rate	26 lpm
Finish	Chrome-plated brass
Norms	  
Warranty	
Repairability	

ADVANTAGES



Hygiene: spout with smooth interior



Pre-set maximum temperature limiter



Hygiene control lever requires no manual contact



Auto-draining spout reduces bacterial development

