

Mechanical mixer for sinks or troughs

Ref. 2210L

Single hole mechanical mixer with swivelling spout H. 145mm L. 215mm

2024 UK public price excluding VAT: £200.87







DESCRIPTION

Mechanical mixer for sinks or troughs - Ref. 2210L

Deck-mounted mechanical sink mixer.
Single hole mechanical mixer with swivelling spout H. 145mm L. 215mm fitted with hygienic flow straightener.
Spout suitable for fitting a BIOFIL point-of-use filter.
Ø 40mm standard ceramic cartridge with pre-set maximum temperature limiter.
Body and spout with smooth interiors.
Flow rate limited to 9 lpm at 3 bar.
Hygiene control lever L. 200mm.
Supplied with PEX flexibles F3/8".
Fixing reinforced via 2 stainless steel rods.
Mechanical mixer ideal for healthcare facilities, retirement and care homes, hospitals and clinics.
Mixer suitable for people with reduced mobility.
Mixer with 30-year warranty.

TECHNICAL CHARACTERISTICS

Mechanical mixer for sinks or troughs - Ref. 2210L

Connector	F3/8"
Length	215mm
Drop height	145mm
Spout length	225mm
Flow rate	9 lpm at 3 bar
Temperature limiter	Yes
Finish	Chrome-plated brass
Norms	ACS     
Warranty	



ADVANTAGES



Hygiene: smooth interior reduces bacteria



Pre-set maximum temperature limiter



No manual contact thanks to hygiene control lever



Comfort: optimum drop height and spout projection

