

Mechanical mixer for sinks or troughs

Ref. 2510L

Single hole mechanical mixer with swivelling spout H. 155mm L. 230mm

2024 UK public price excluding VAT: £225.65







DESCRIPTION

Mechanical mixer for sinks or troughs - Ref. 2510L





Deck-mounted mechanical sink mixer.
Single hole mechanical mixer with swivelling spout H. 155mm L. 230mm fitted with hygienic flow straightener.
Spout suitable for fitting a BIOFIL point-of-use filter.
Ø 40mm standard ceramic cartridge with pre-set maximum temperature limiter.
Body and spout with smooth interiors.
Hygiene control lever L. 200mm.
Flow rate set at 9 lpm at 3 bar.
Supplied with PEX flexibles F3/8".
Fixing reinforced via 2 stainless steel rods.
Mechanical mixer ideal for healthcare facilities, retirement and care homes, hospitals and clinics.
Single hole mixer suitable for people with reduced mobility.
30-year warranty.

TECHNICAL CHARACTERISTICS

Mechanical mixer for sinks or troughs - Ref. 2510L

Connector	F3/8"
Height	302mm
Drop height	155mm
Spout length	230mm
Flow rate	9 lpm at 3 bar
Temperature limiter	Yes
Finish	Chrome-plated brass
Norms	ACS  
Warranty	
Repairability	

ADVANTAGES

-  Hygiene: smooth interior reduces bacteria
-  Pre-set maximum temperature limiter
-  No manual contact thanks to Hygiene control lever
-  Comfort: optimum drop height and spout projection

