

Mechanical basin mixer

Ref. 2522L

Single hole mechanical mixer with swivelling spout H. 100mm L. 170mm

2026 UK public price excluding VAT: £215.53







DESCRIPTION

Mechanical basin mixer - Ref. 2522L






Deck-mounted mechanical basin mixer.
 Single hole mechanical mixer with swivelling spout H. 100mm L. 170mm fitted with a hygienic flow straightener.
 Spout suitable for fitting a BIOFIL point-of-use filter.
 Ø 40mm classic ceramic cartridge with pre-set maximum temperature limiter.
 Body and spout with smooth interiors.
 No risk of cross flow between the hot and cold water.
 No non-return valves on the inlets.
 Flow rate limited to 5 lpm at 3 bar.
 Hygiene control lever L. 200mm.
 PEX flexibles F3/8".
 Fixing reinforced by 2 stainless steel rods.
 Mechanical mixer ideal for healthcare facilities, retirement and care homes, hospitals and clinics.
 Single hole mixer suitable for people with reduced mobility.
 Mixer with 30-year warranty.

ADVANTAGES

-  Hygiene: smooth interior reduces bacteria
-  Pre-set maximum temperature limiter
-  Hygiene control lever requires no manual contact
-  User comfort: swivelling spout

TECHNICAL CHARACTERISTICS

Mechanical basin mixer - Ref. 2522L

Connector	F3/8"
Height	267mm
Drop height	100mm
Spout length	170mm
Flow rate	5 lpm at 3 bar
Temperature limiter	Yes
Finish	Chrome-plated brass
Norms	   
Warranty	
Repairability	