

## Mechanical basin mixer

Ref. 2522

Single hole mechanical mixer with swivelling spout H. 100mm L. 170mm

2026 UK public price excluding VAT: £200.68



### DESCRIPTION

Mechanical basin mixer - Ref. 2522

Deck-mounted mechanical basin mixer.  
 Single hole mechanical mixer with swivelling spout H. 100mm L. 170mm with hygienic flow straightener.  
 Spout suitable for fitting a BIOFIL point-of-use filter.  
 Ø 40mm classic ceramic cartridge with pre-set maximum temperature limiter.  
 Body and spout with smooth interiors.  
 No risk of cross flow between the hot and cold water.  
 No non-return valves on the inlets.  
 Flow rate limited to 5 lpm at 3 bar.  
 Sculptured control lever.  
 PEX flexibles F3/8".  
 Fixing reinforced by 2 stainless steel rods.  
 Mechanical mixer ideal for use in healthcare facilities, retirement and care homes, hospitals and clinics.  
 Single hole mixer suitable for people with reduced mobility.  
 Mixer with 30-year warranty.

### ADVANTAGES



Hygiene: smooth interior reduces bacteria



Pre-set maximum temperature limiter








Ergonomic: sculptured lever is easy to grip



User comfort: swivelling spout

### TECHNICAL CHARACTERISTICS

Mechanical basin mixer - Ref. 2522

Connector	F3/8"
Height	143mm
Drop height	100mm
Spout length	170mm
Flow rate	5 lpm at 3 bar
Temperature limiter	Yes
Finish	Chrome-plated brass
Norms	   
Warranty	
Repairability	