

Wall-mounted sequential mechanical basin mixer

Ref. 2437

Sequential mechanical mixer with fixed spout






DESCRIPTION

Wall-mounted sequential mechanical basin mixer - Ref. 2437





Wall-mounted sequential mechanical basin mixer.
 Sequential over a 90° range: opens and closes with cold water.
 Fixed flat under-spout, L. 200mm with hygienic flow straightener suitable for fitting a BIOFIL point-of-use filter.
 Securitouch thermal insulation prevents burns.
 Ø 35mm ceramic cartridge.
 Pre-set maximum temperature limiter.
 Body and spout with smooth interiors and low water volume (reduces bacterial development).
 Flow rate regulated at 5 lpm.
 Hygiene lever L. 150mm.
 Supplied with 2 wall-mounted STOP/CHECK connectors, M1/2" M3/4".
 Suitable for people with reduced mobility.
 30-year warranty.

TECHNICAL CHARACTERISTICS

Wall-mounted sequential mechanical basin mixer - Ref. 2437

Connector	M1/2"
Technology	Sequential mechanical mixer
Spout length	200mm
Flow rate	5 lpm
Temperature limiter	YES
Finish	Chrome-plated brass
Norms	 ACS
Warranty	
Repairability	

ADVANTAGES

-  Sequential: opens and closes with cold water
-  Maximum hygiene: manages biofilm
-  No non-return valves
-  No manual contact: Hygiene lever

