

# BLACK BINOPTIC electronic tap

Ref. 379DERB

Mains supply







## DESCRIPTION

### BLACK BINOPTIC electronic tap - Ref. 379DERB

Matte black cross wall electronic basin tap:  
 Independent IP65 electronic control unit.  
 230/12V mains supply with transformer.  
 Flow rate pre-set at 3 lpm at 3 bar, can be adjusted from 1.4 to 6 lpm.  
 Scale-resistant flow straightener.  
 Adjustable duty flush (pre-set flush ~60 seconds every 24 hours after last use).  
 Active, infrared movement detection, sensor at the end of the spout optimises detection.  
 Filter, solenoid valve M3/8".  
 Chrome-plated solid brass body.  
 Matte black chrome finish.  
 Chrome-plated spout L. 205mm for cross wall installation ≤ 190mm.  
 Sensor cable L.120mm, flexibles and mounting all pass through the same hole.  
 Anti-blocking security.  
 Spout with a smooth interior and low water volume (limits bacterial niches).  
 Suitable for people with reduced mobility.  
 30-year warranty.

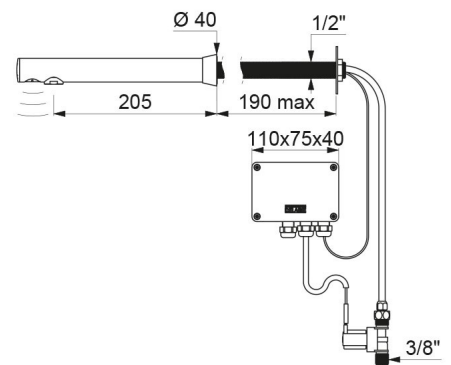
## ADVANTAGES






-  Exceptional water savings: 90%
-  Hygiene: no manual contact
-  LED diagnostic aid
-  Independent IP65 electronic control unit

## TECHNICAL CHARACTERISTICS

### BLACK BINOPTIC electronic tap - Ref. 379DERB

Supply	Mains supply 230/12V
Connector	M3/8"
Technology	Electronic
Spout length	205mm
Flow rate	3 lpm



Norms	   
Warranty	
Repairability	