

# Wall-mounted basin mixer with pressure-balancing

Ref. 2611EP

Wall-mounted mechanical mixer with BIOCLIP spout



## DESCRIPTION

**Wall-mounted basin mixer with pressure-balancing - Ref. 2611EP**

SECURITHERM pressure-balancing wall-mounted mechanical basin mixer. Wall-mounted mixer supplied with 2 removable brass spouts. Anti-scalding safety: HW flow rate is reduced if CW flow rate fails (and vice versa).

Stable temperature regardless of pressure and flow rate variations in the system.

Securitouch thermal insulation prevents burns.

Ø 35mm pressure-balancing ceramic cartridge with pre-set maximum temperature limiter.

Body and spout with smooth interiors and low water volume (reduce niches where bacteria can develop).

Thermal shocks are easy to undertake without removing the control lever or shutting off the cold water supply.

Flow rate limited to 5 lpm at 3 bar.

Chrome-plated brass body.

Hygiene control lever L. 150mm requires no manual contact.

Mixer supplied with in-line STOP/CHECK connectors M1/2" M3/4" ideal for hospitals.

Mixer with 150mm centres.

Recommended installation height: 110-200mm above the basin surface.






Mechanical mixer ideal for healthcare facilities, retirement and care homes, hospitals and clinics.

Mixer suitable for people with reduced mobility.

Mixer with 30-year warranty.

## TECHNICAL CHARACTERISTICS

**Wall-mounted basin mixer with pressure-balancing - Ref. 2611EP**

Technology	SECURITHERM EP mixer, Securitouch
Flow rate	5 lpm at 3 bar
Temperature limiter	Yes
Finish	Chrome-plated brass
Norms	  
Warranty	
Repairability	

## ADVANTAGES



EP: HW flow rate reduced if CW supply fails



Securitouch: thermal insulation prevents burns



Thermal shock without removing the control lever



Removable spout: reduces bacterial development

