

BINOPTIC MIX 2 electronic basin mixer

Ref. 47403615

Batteries, deck-mounted, stopcocks, H. 170mm


DESCRIPTION

BINOPTIC MIX 2 electronic basin mixer - Ref. 47403615

Deck-mounted matte black electronic basin mixer:
 Operated by CR123 6V Lithium batteries.
 Reduced stagnation solenoid valve and electronic unit integrated into the body of the mixer.
 Flow rate pre-set at 3 lpm at 3 bar, can be adjusted from 1.4 to 6 lpm.
 Scale-resistant aerator.
 Adjustable duty flush (~60 seconds every 24 hours after the last use).
 Stainless steel mixer, 170mm high for semi-recessed basins.
 Sensor at the end of the spout optimises presence detection.
 PEX flexibles with stopcocks, filters, non-return valves and Ø 15mm conical inlets.
 Fixing reinforced by 2 stainless steel rods.
 Anti-blocking security.
 Smooth interior spout with low water volume (limits bacterial niches).
 Side temperature control with adjustable maximum temperature limiter.
 Set presence detection range, duty flush and launch thermal shocks manually.
 Suitable for people with reduced mobility.
 30-year warranty.





TECHNICAL CHARACTERISTICS

BINOPTIC MIX 2 electronic basin mixer - Ref. 47403615

Supply	6V batteries
Connector	M½" Ø 15mm
Technology	Electronic
Drop height	170mm
Flow rate	3 lpm
Finish	Chrome-plated matte black
Warranty	



ADVANTAGES

-  Exceptional water savings: 90%
-  Hygiene: no manual contact
-  Anti-bacterial proliferation duty flush
-  LED diagnostic aid

