

Mechanical basin mixer

Ref. 27216L

Single hole mechanical mixer H. 95mm L. 120mm






DESCRIPTION

Mechanical basin mixer - Ref. 27216L





Deck-mounted mechanical basin mixer.
 Single hole mixer with curved spout H. 95mm L. 120mm fitted with a hygienic BIOSAFE outlet.
 Ø 35mm ceramic cartridge with pre-set maximum temperature limiter.
 Body and spout with smooth interior (reduced bacterial development).
 No risk of cross flow between the hot and cold water.
 No non-return valves on the inlets.
 Thermal shocks are easy to undertake without removing the control lever or shutting off the water supply.
 Flow rate limited to 5 lpm.
 Hygiene control lever L. 150mm.
 Without pop-up waste.
 Copper tails supplied with chrome-plated brass stopcocks.
 Fixing reinforced by two stainless steel rods.
 Mechanical mixer ideal for healthcare facilities, retirement and care homes, hospitals and clinics.
 Mixer with 30-year warranty.
 Also available with PEX flexibles.

TECHNICAL CHARACTERISTICS

Mechanical basin mixer - Ref. 27216L

Connector	1/2"
Height	95mm
Length	120mm
Flow rate	5 lpm
Temperature limiter	Yes
Finish	Chrome-plated brass
Norms	
Warranty	
Repairability	

ADVANTAGES

-  Hygiene: smooth interior reduces bacteria
-  Maximum hygiene: low water volume
-  Thermal shocks are possible without removing lever
-  Hygiene lever for no manual contact

