

# Recessed mechanical mixer with angled outlet

Ref. 2551

Mechanical mixer in a waterproof housing, kit 2/2



## DESCRIPTION

### Recessed mechanical mixer with angled outlet - Ref. 2551

Mechanical shower mixer which can be recessed; with angled outlet, kit 2/2. Single control mixer with Ø 40mm standard ceramic cartridge.

Pre-set maximum temperature limiter.

Thermal shocks are easy to undertake without removing the control lever or shutting off the cold water.

Flow rate regulated at 9 lpm (mixer only), 6 lpm at 3 bar with shower head.

Solid control lever.

Order a shower head to complete.

Bright polished stainless steel cover plate 166 x 166mm with wall-mounted angled outlet.

Mechanical shower mixer ideal for healthcare facilities, retirement and care homes, hospitals and clinics.





Shower mixer suitable for people with reduced mobility.

Mixer with 30-year warranty.

Order with a waterproof recessing housing ref. 254CBOX.

## TECHNICAL CHARACTERISTICS

### Recessed mechanical mixer with angled outlet - Ref. 2551

Supply	1/2"
Length	166mm
Width	166mm
Flow rate	Flow rate regulated at 9 lpm (mixer only), 6 lpm at 3 bar with shower head
Temperature limiter	Yes
Finish	Chrome-plated brass
Norms	ACS  
Warranty	
Repairability	

## ADVANTAGES



Thermal shock without removing the control lever



100% waterproof: angled outlet on the wall plate



Ergonomic: solid lever is easy to grip



Safety: maximum temperature limiter

