

TEMPOMATIC electronic basin tap valve

Ref. 447100

Mains supply







DESCRIPTION

TEMPOMATIC electronic basin tap valve - Ref. 447100

Electronic basin tap valve for panel installation:
 Mains supply with 3/8" solenoid valve.
 230/12V transformer.
 Independent IP65 electronic control unit.
 Flow rate pre-set at 3 lpm at 3 bar.
 Active, infrared presence detection.
 Adjustable presence detection range.
 Adjustable duty flush function (pre-set to ~60 seconds every 24h after last use).
 Installation for panels from 1 - 12mm.
 Anti-blocking feature.
 Suitable for people with reduced mobility.
 30-year warranty.

TECHNICAL CHARACTERISTICS

TEMPOMATIC electronic basin tap valve - Ref. 447100

Supply	230/12V mains supply
Connector	3/8"
Norms	  
Warranty	

ADVANTAGES



Exceptional water savings: 90%



Hygiene: no manual contact



Automatic duty flush

