

# BLACK BINOPTIC electronic tap

Ref. 478035

Battery-operated, H. 90mm







## DESCRIPTION

**BLACK BINOPTIC electronic tap - Ref. 478035**

Deck-mounted matte black electronic basin tap:  
 Independent IP65 electronic control unit.  
 123 6V Lithium battery-operated.  
 Flow rate pre-set at 3 lpm at 3 bar, can be adjusted from 1.4 to 6 lpm.  
 Scale-resistant flow straightener.  
 Adjustable duty flush (pre-set flush ~60 seconds every 24hr after last use).  
 Active, infrared presence detection, sensor at the end of the spout optimises detection.  
 Chrome-plated brass body.  
 Matte black chrome finish.  
 PEX flexible with filter and solenoid valve M3/8".  
 Fixing reinforced by 2 stainless steel rods.  
 Anti-blocking safety.  
 Spout with smooth interior and low volume of water (reduces niches where bacteria can develop).  
 Suitable for people with reduced mobility.  
 30-year warranty.

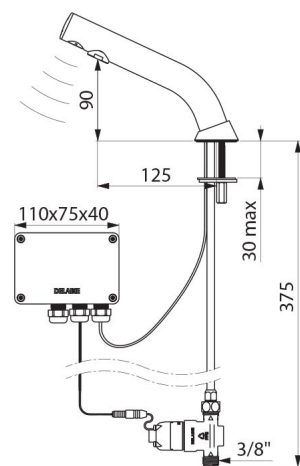
## ADVANTAGES



-  90% water savings
-  Hygiene: no manual contact
-  Anti-bacterial proliferation duty flush
-  LED diagnostic aids

## TECHNICAL CHARACTERISTICS

**BLACK BINOPTIC electronic tap - Ref. 478035**

Supply	6V batteries
Connector	M3/8"
Technology	Electronic
Drop height	90mm
Spout length	125mm
Flow rate	3 lpm
Finish	Matte black chrome



Norms	 
Warranty	
Repairability	