

Mechanical mixer for sinks or troughs

Ref. 2564T1

Single control single hole tall mixer with ceramic cartridge

DESCRIPTION







Mechanical mixer for sinks or troughs - Ref. 2564T1

Deck-mounted mechanical basin mixer.
Single control single hole mixer with swivelling spout H. 165mm L. 140mm.
Tall mixer with BIOSAFE hygienic outlet suitable for fitting a BIOFIL point-of-use filter.
Ø 35mm classic ceramic cartridge with pre-set maximum temperature limiter.
Body and spout with smooth interiors (reduces bacterial development).
Thermal shocks are easy to undertake without removing the control lever or shutting off the cold water.
Flow rate regulated at 5 lpm.
Chrome-plated body, base and spout.
Hygiene control lever L. 185mm requires no manual contact.
PEX flexibles F3/8".
Fixings reinforced by 2 stainless steel rods and back-nuts.
Mechanical mixer ideal for healthcare facilities, retirement and care homes, hospitals and clinics.
Single hole mixer suitable for people with reduced mobility.
Mixer with 30-year warranty.

TECHNICAL CHARACTERISTICS





Mechanical mixer for sinks or troughs - Ref. 2564T1

Connector	F3/8"
Height	322mm
Drop height	165mm
Spout length	140mm
Flow rate	5 lpm
Temperature limiter	Yes
Finish	Chrome-plated brass

Norms	   
Warranty	
Repairability	



ADVANTAGES

-  Hygiene: smooth interior reduces bacteria
-  Thermal shock without removing the control lever
-  Optimised drop height and spout length
-  No manual contact thanks to Hygiene control lever

