

# SECURITHERM EP pressure-balancing basin mixer

Ref. 2720TEP

Single hole mechanical mixer H. 95mm L. 120mm

## DESCRIPTION

**SECURITHERM EP pressure-balancing basin mixer - Ref. 2720TEP**

Deck-mounted mechanical basin mixer with pressure-balancing. Single hole mixer with curved spout H. 95mm L. 120mm fitted with a hygienic BIOSAFE nozzle.

Spout suitable for fitting a BIOFIL point-of-use filter.

Ø 35mm ceramic cartridge with pressure-balancing and pre-set maximum temperature limiter.

Total anti-scalding safety: HW flow rate is reduced if CW supply fails (and vice versa).

Stable temperature regardless of variations in pressure and flow rate in the system.

Body and spout with smooth interiors and low water volume.

Flow rate limited to 5 lpm at 3 bar.

Solid control lever.

Ergonomic, brass pop-up waste 1 1/4".

F3/8" PEX flexibles with filters and non-return valves.

Reinforced fixing via 2 stainless steel rods.

Mechanical mixer with SECURITHERM pressure-balancing, ideal for healthcare facilities, retirement and care homes, hospitals and clinics.






Single hole mixer suitable for people with reduced mobility.

Mixer with 30-year warranty.

## TECHNICAL CHARACTERISTICS

**SECURITHERM EP pressure-balancing basin mixer - Ref. 2720TEP**

Connector	F3/8"
Technology	SECURITHERM EP mechanical mixer
Drop height	95mm
Spout length	120mm
Flow rate	5 lpm at 3 bar
Temperature limiter	Yes
Finish	Chrome-plated brass

Norms	   
Warranty	



## ADVANTAGES



HW flow rate reduced if CW fails



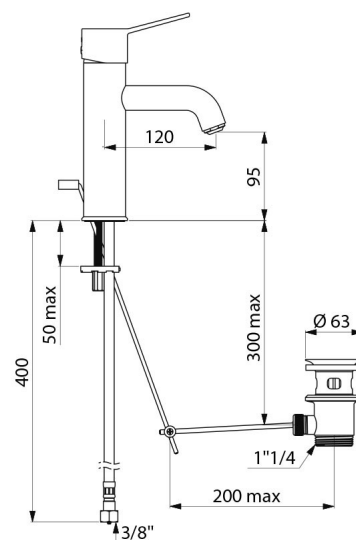
EP: reduces temperature variations



Hygiene: smooth interior reduces bacteria



Maximum hygiene: low water volume



Repairability

