

# Mechanical basin mixer

Ref. 2565T5

Single hole, single control tall mixer with ceramic cartridge







## DESCRIPTION

**Mechanical basin mixer - Ref. 2565T5**

Deck-mounted mechanical basin mixer.  
Single hole, single control mixer with fixed spout H. 205mm L. 170mm.  
Tall mixer with BIOSAFE hygienic outlet suitable for fitting a BIOFIL point-of-use filter.  
Ø 35 classic ceramic cartridge with pre-set maximum temperature limiter.  
Body and spout with smooth interiors (limits bacterial development).  
Thermal shocks are possible without removing the control lever or shutting off the cold water supply.  
Flow rate regulated at 5 lpm.  
Chrome-plated brass body and base.  
Hygiene control lever L. 185mm requires no manual contact.  
PEX flexibles F3/8".  
Fixing reinforced via 2 stainless steel rods.  
Mechanical mixer ideal for healthcare facilities, retirement and care homes, hospitals and clinics.  
Single hole mixer suitable for people with reduced mobility.  
Mixer with 30-year warranty.

## TECHNICAL CHARACTERISTICS

**Mechanical basin mixer - Ref. 2565T5**

Connector	F3/8"
Height	331mm
Drop height	205mm
Spout length	170mm
Flow rate	5 lpm
Temperature limiter	Yes
Finish	Chrome-plated brass
Norms	   
Warranty	
Repairability	



## ADVANTAGES



Hygiene: smooth interior reduces bacterial growth



Thermal shocks are possible without removing lever



Pre-set maximum temperature limiter



No manual contact: Hygiene lever

