

Twin hole pre-rinse set with mixer

Ref. 5680UK

Without bib tap

DESCRIPTION

Twin hole pre-rinse set with mixer - Ref. 5680UK

Complete pre-rinse set without bib tap, adapted for intensive use in professional kitchens.

Rim-mounted twin hole mixer with 180mm centres with:

- Valve heads with reinforced mechanisms with ergonomic control levers.

- Offset inlet connections with M1/2" tails.

Black hand spray with adjustable jet and 9 lpm flow rate at the outlet (ref: 433010).

Hand spray with antiscall nozzle and shock-resistant tip.

Black, reinforced, food-grade flexible hose L. 0.95m.

3/4" stainless steel column.

Adjustable wall bracket.



Stainless steel spring guide.


Twin hole pre-rinse set with 30-year warranty.

These pre-rinse models can be installed close to the splashback.

TECHNICAL CHARACTERISTICS

Twin hole pre-rinse set with mixer - Ref. 5680UK

Connector	M1/2"
Height	1125 - 1225mm
Drop height	445 - 545mm
Flow rate	9 lpm
Width to the wall	35 - 162mm
Finish	Stainless steel
Warranty	
Repairability	



ADVANTAGES



Increased resistance: high performance hose



Anti-torsion rotating nuts and PVC sheath



Shock-resistant control levers for intensive use



Ergonomic control levers

