

TEMPOMATIC 4 electronic tap

Ref. 443516

Integrated batteries










DESCRIPTION

TEMPOMATIC 4 electronic tap - Ref. 443516

Wall-mounted electronic basin tap:
Lithium 123 6V batteries integrated.
Reduced-stagnation solenoid valve and electronic unit integrated into the body of the tap.
Flow rate pre-set at 3 lpm at 3 bar, can be adjusted from 1.4 - 6 lpm.
Scale-resistant flow straightener.
Duty flush (~60 seconds every 24 hours after last use).
Presence detection sensor at the end of the spout optimises presence detection.
Chrome-plated stainless steel body, L. 190mm.
Cap fixed in place by 2 concealed screws.
Stopcock.
For cross wall installation.
Anti-blocking security.
Suitable for people with reduced mobility.
30-year warranty.

TECHNICAL CHARACTERISTICS

TEMPOMATIC 4 electronic tap - Ref. 443516

Supply	6V batteries
Connector	M1/2"
Technology	Electronic
Spout length	190mm
Flow rate	3 lpm
Norms	    
Warranty	
Repairability	

ADVANTAGES



Exceptional water savings: 90%



Hygiene: no manual contact



Integrated electronics



Replace batteries without removing tap

