

# TEMPOMATIC 4 electronic tap

Ref. 443416

Integrated batteries






## DESCRIPTION

TEMPOMATIC 4 electronic tap - Ref. 443416

Wall-mounted electronic basin tap:  
Lithium 123 6V batteries integrated.  
Reduced-stagnation solenoid valve and electronic unit integrated into the body of the tap.  
Flow rate pre-set at 3 lpm at 3 bar, can be adjusted from 1.4 - 6 lpm.  
Scale-resistant flow straightener.  
Duty flush (~60 seconds every 24 hours after last use).  
Presence detection, sensor at the end of the spout optimises detection.  
Chrome-plated stainless steel body, L. 130mm.  
Cap fixed in place by 2 concealed screws.  
Stopcock.  
For cross wall installation.  
Anti-blocking security.  
Suitable for people with reduced mobility.  
30-year warranty.

## TECHNICAL CHARACTERISTICS

TEMPOMATIC 4 electronic tap - Ref. 443416

Supply	6V batteries
Connector	M1/2"
Technology	Electronic
Spout length	130mm
Flow rate	3 lpm
Norms	ACS   SVGW
Warranty	

## ADVANTAGES



Exceptional water savings: 90%



Hygiene: no manual contact



Integrated electronics



Replace batteries without removing tap

