

Auto-draining shower kit with EP mechanical mixer

Ref. 2239EPSHYG

Shower kit with pressure-balancing mixer

DESCRIPTION

Auto-draining shower kit with EP mechanical mixer - Ref. 2239EPSHYG

Shower kit with single control mechanical mixer.

SECURITHERM shower kit with auto-draining device:

- Mixer with Ø 40mm ceramic cartridge with pressure-balancing and pre-set maximum temperature limiter.

Anti-scalding safety: HW flow rate is reduced if CW supply fails (and vice versa).

Flow rate regulated at 9 lpm.

Chrome-plated brass body and sculptured control lever.

M $\frac{1}{2}$ " shower outlet with integrated non-return valve.

Mixer with 2 offset standard wall connectors M1/2" M3/4".

Filters and non-return valves.

- Chrome-plated shower head (ref. 811) with flexible hose (ref. 834T3) and chrome-plated, wall-mounted tilting support (ref. 845).

- Anti-stagnation connector FM $\frac{1}{2}$ " for installation between lower outlet and shower hose, automatically drains the flexible hose and shower head (ref. 880).






Ideal for healthcare facilities, nursing homes, hospitals and clinics.

Suitable for people with reduced mobility.

30-year warranty.

TECHNICAL CHARACTERISTICS

Auto-draining shower kit with EP mechanical mixer - Ref. 2239EPSHYG

Connector	M1/2"
Technology	SECURITHERM EP
Width	175mm
Flow rate	9 lpm
Temperature limiter	39°C
Finish	Chrome-plated brass
Norms	  
Warranty	
Repairability	



ADVANTAGES



HW flow rate reduced if CW fails



Pressure-balancing: constant temperature



Sculptured control lever for eased grip



Water savings: flow rate regulated at 9 lpm

