

Wall-mounted safety shower

Ref. 9108

With manual control








DESCRIPTION

Wall-mounted safety shower - Ref. 9108

Wall-mounted safety shower with manual control equipped with:
 Frost-free system as standard.
 Circular shower head Ø 250mm in green, shock-resistant ABS.
 1/4-turn, nickel-plated brass valve opens and closes quickly.
 Water flows simply by pulling on the triangular handle.
 The flow will continue even when the handle is released.
 The flow will stop when the handle is returned to its original position.
 Flow rate 132 lpm at 3 bar dynamic pressure.
 Water supply F1".
 Pipework made from galvanised steel, grey powder-coated finish. Triangular pull handle in green powder-coated brass.
 Supplied with identification sign for first aid equipment: "Safety Shower".
 For cross wall installation, with recessed supply, or for mounting on a false ceiling (we recommend a 1" mounting bracket).
 30-year warranty.

TECHNICAL CHARACTERISTICS

Wall-mounted safety shower - Ref. 9108

Supply	F1"
Height	450mm
Length	625mm
Flow rate	132 lpm at 3 bar dynamic pressure
Finish	Epoxy
Norms	  
Warranty	
Repairability	

ADVANTAGES

-  Frost-free system provided as standard
-  Gentle spray, quick and easy to activate
-  Maintenance without removing the equipment
-  Rapid flow rates for decontamination

