

Deck-mounted single hole mixer - 45 lpm

Ref. G66452

Swivelling over spout L. 200mm H. 190mm





DESCRIPTION

Deck-mounted single hole mixer - 45 lpm - Ref. G66452

Deck-mounted single hole mixer for professional kitchens.
Mixer for plunge sinks with swivelling, tubular spout H. 190mm L. 200mm.
Star-shaped flow straightener with smooth interior.
Water-free valve heads with control knobs.
Flow rate 45 lpm at 3 bar.
Chrome-plated brass body and spout.
Reinforced fixings via two stainless steel rods.
F3/8" PEX flexibles.
Mixer suitable for intensive use in professional kitchens.
Single hole mixer
30-year warranty.

TECHNICAL CHARACTERISTICS

Deck-mounted single hole mixer - 45 lpm - Ref. G66452

Connector	F3/8"
Height	270mm
Drop height	190mm
Spout length	200mm
Flow rate	45 lpm
Finish	Chrome-plated brass
Norms	  
Warranty	
Repairability	



ADVANTAGES



Rapid fill: flow rate 45 lpm at 3 bar



Brass body and spout suitable for intensive use



Maximum hygiene: spout with smooth interior



Increased resistance: reinforced fixing

