

Mechanical shower panel

Ref. 791350

Mechanical, aluminium





DESCRIPTION

Mechanical shower panel - Ref. 791350

Shower panel with single control mixer and removable handset:
Anodised aluminium shower panel for wall-mounted, exposed installation.
Non-time flow mechanical shower mixer.
Sliding handset on chrome-plated rail with flexible.
Top inlet via in-line stopcocks.
M $\frac{1}{2}$ " connections.
Concealed fixings.
Filters.
Shower panel suitable for people with reduced mobility.
30-year warranty.

TECHNICAL CHARACTERISTICS

Mechanical shower panel - Ref. 791350

Connector	M $\frac{1}{2}$ "
Technology	Non-time flow
Height	1,050mm
Depth	65mm
Width	210mm
Finish	Aluminium
Norms	  
Warranty	



ADVANTAGES



Aluminium panel, brass controls



Temperature control on mixer

